



US00D890688S

(12) **United States Design Patent** (10) **Patent No.:** **US D890,688 S**
Xu (45) **Date of Patent:** **** Jul. 21, 2020**

(54) **TIRE**
(71) Applicant: **CHENG SHIN RUBBER(XIA
MEN)IND. Ltd.**, Xiamen, Fujian (CN)
(72) Inventor: **Meirui Xu**, Fujian (CN)
(73) Assignee: **CHENG SHIN RUBBER (XIA
MEN)IND. Ltd.**, Xiamen (CN)
(**) Term: **15 Years**

D612,797 S * 3/2010 Lo D12/544
D744,407 S * 12/2015 Chen D12/579
D751,029 S * 3/2016 Chen D12/544
D751,030 S * 3/2016 Chen D12/544
D770,365 S * 11/2016 Yu D12/544
D810,001 S * 2/2018 Chen D12/536
D810,663 S * 2/2018 Chen D12/536
D813,790 S * 3/2018 Williams D12/544
D856,268 S * 8/2019 Sprowl D12/544
D860,125 S * 9/2019 Geng D12/536
D860,126 S * 9/2019 Geng D12/536
D871,314 S * 12/2019 Geng D12/544
2016/0347122 A1 * 12/2016 Neil B60C 11/0311

(21) Appl. No.: **29/675,285**

* cited by examiner

(22) Filed: **Dec. 31, 2018**

Primary Examiner — Lakiya G Rogers

(30) **Foreign Application Priority Data**

Assistant Examiner — John A Voytek

Dec. 12, 2018 (CN) 2018 3 0721640

(74) *Attorney, Agent, or Firm* — Wayne & Ken, LLC;

(51) **LOC (12) Cl.** **12-15**

Tony Hom

(52) **U.S. Cl.**
USPC **D12/536; D12/544**

(57) **CLAIM**

The ornamental design for a tire, as shown and described.

(58) **Field of Classification Search**

DESCRIPTION

USPC D12/533–567, 604
CPC Y10T 152/10027; B60C 1/0016; B60C
11/0306; B60C 11/0302; B60C 3/06;
B60C 9/17

FIG. 1 is a perspective view of a tire showing my new design;

FIG. 2 is a front view thereof;

FIG. 3 is a back view thereof;

FIG. 4 is a left view thereof;

FIG. 5 is a right view thereof;

FIG. 6 is a top view thereof; and,

FIG. 7 is a bottom view thereof.

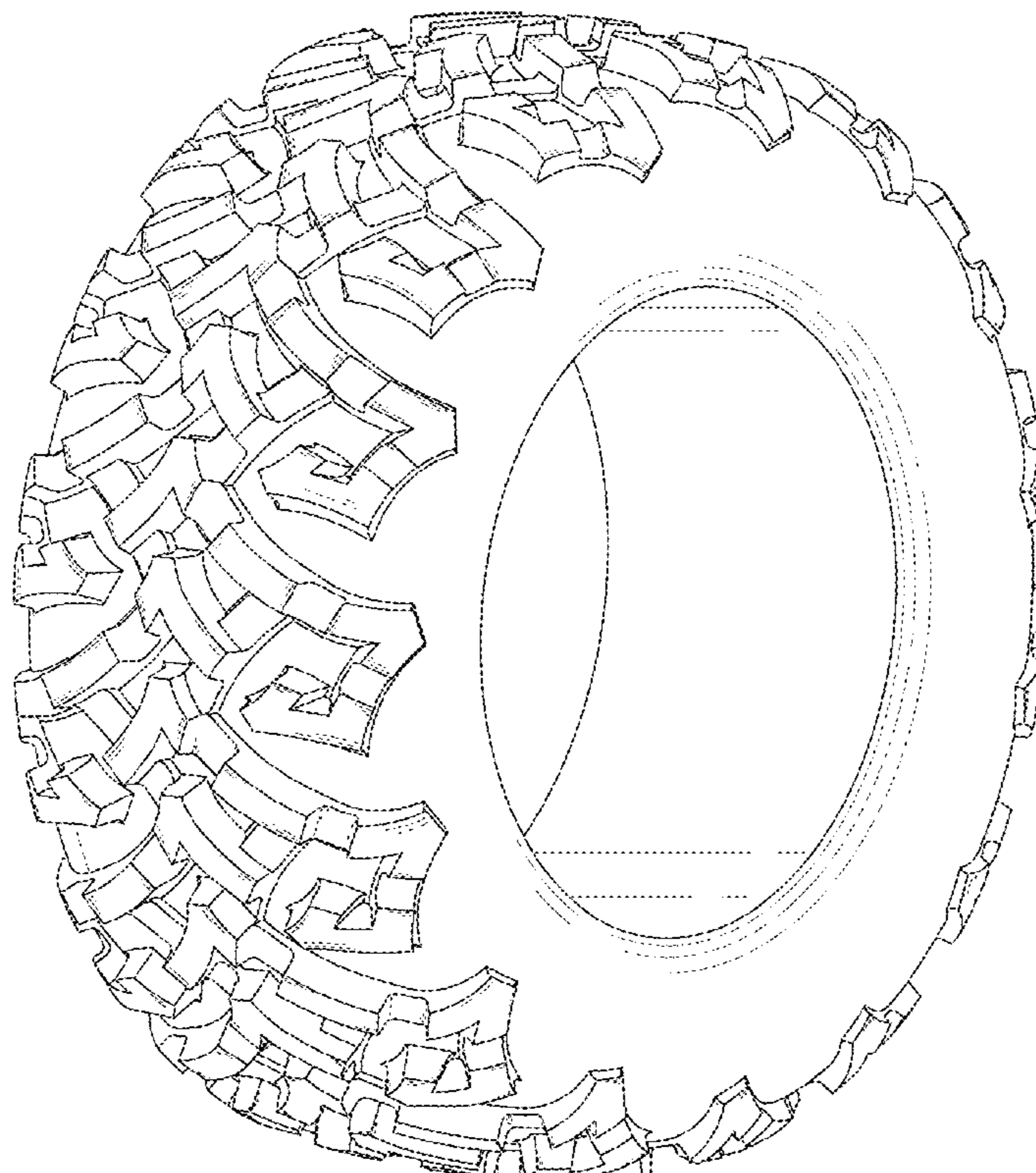
See application file for complete search history.

(56) **References Cited**

U.S. PATENT DOCUMENTS

D524,725 S * 7/2006 Gerasimczuk D12/544
D560,596 S * 1/2008 Sakakibara D12/544

1 Claim, 7 Drawing Sheets



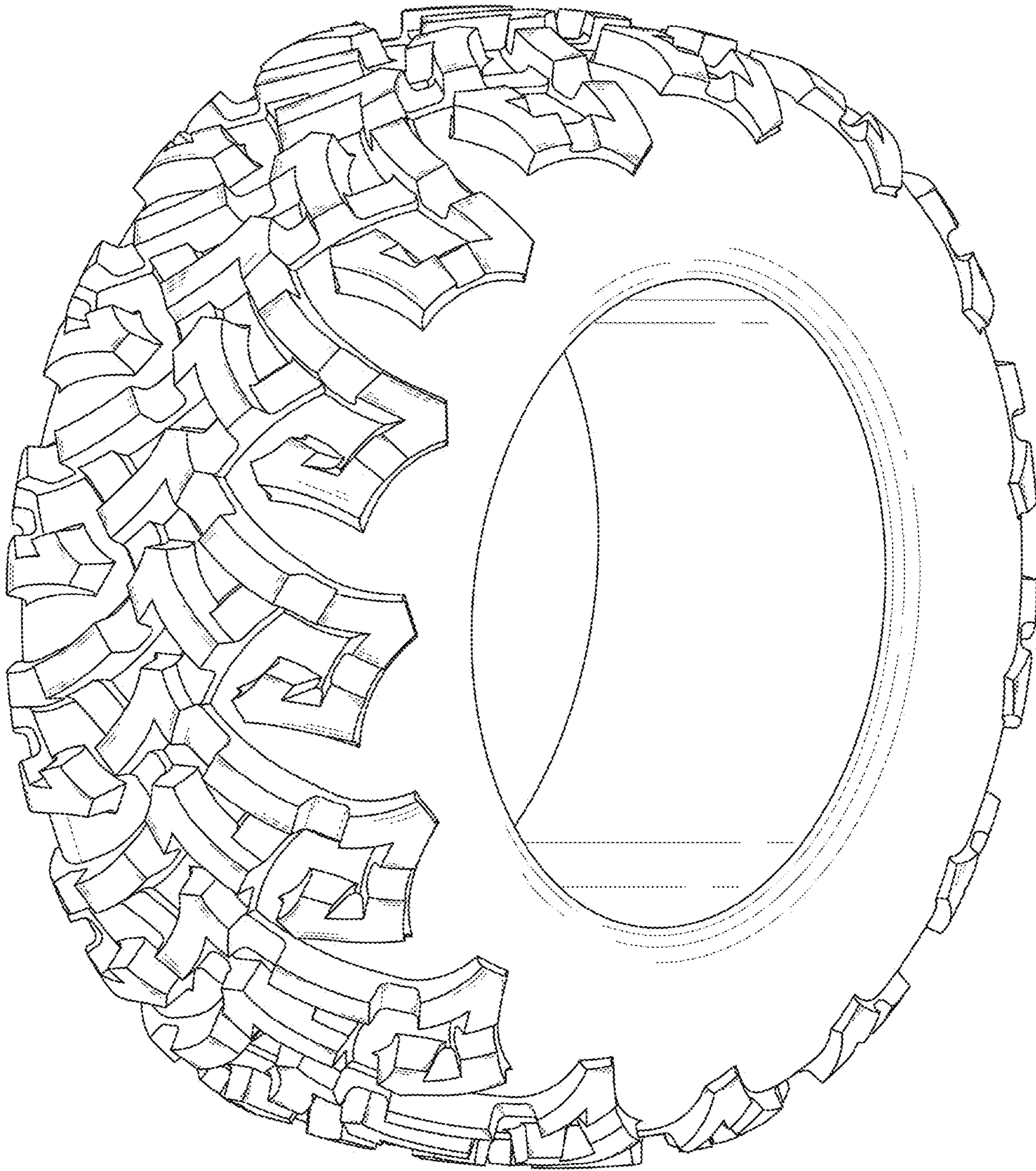


FIG. 1

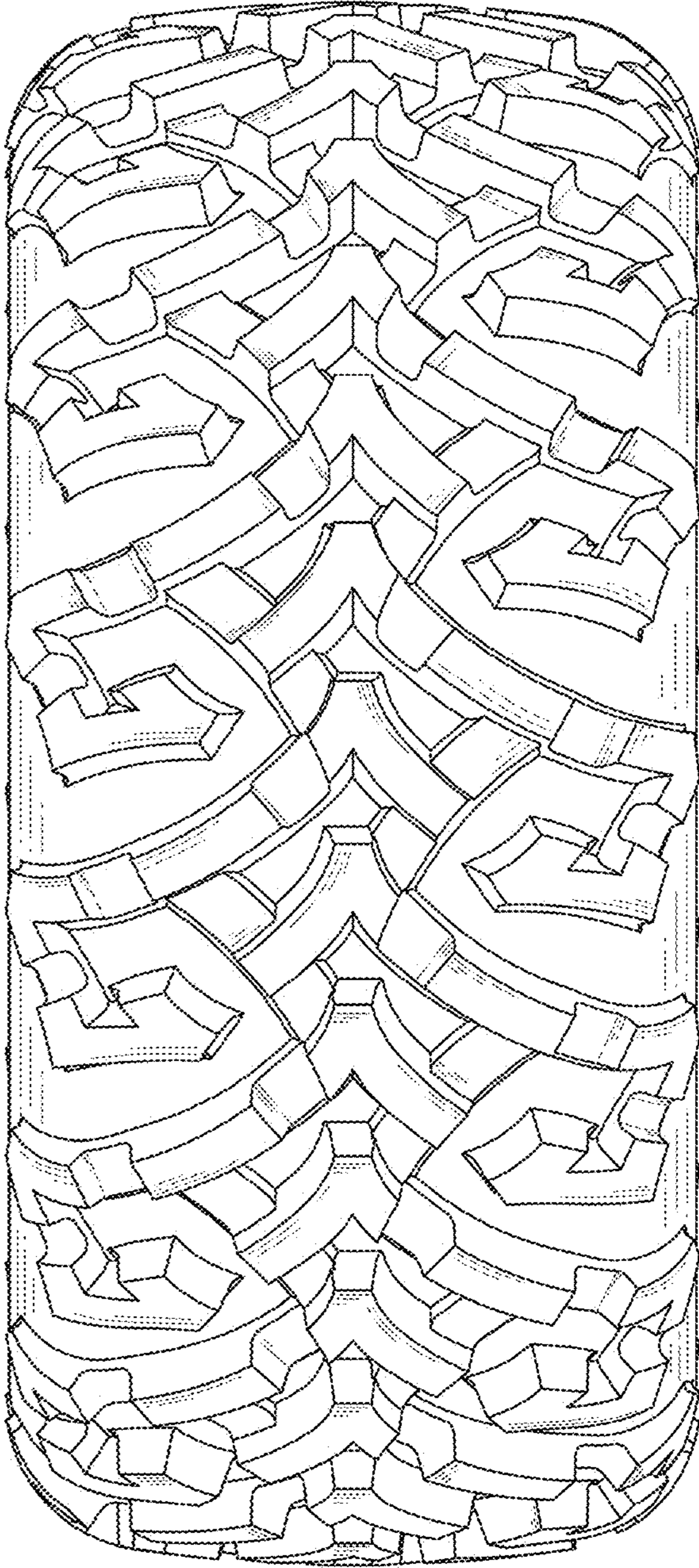


FIG. 2

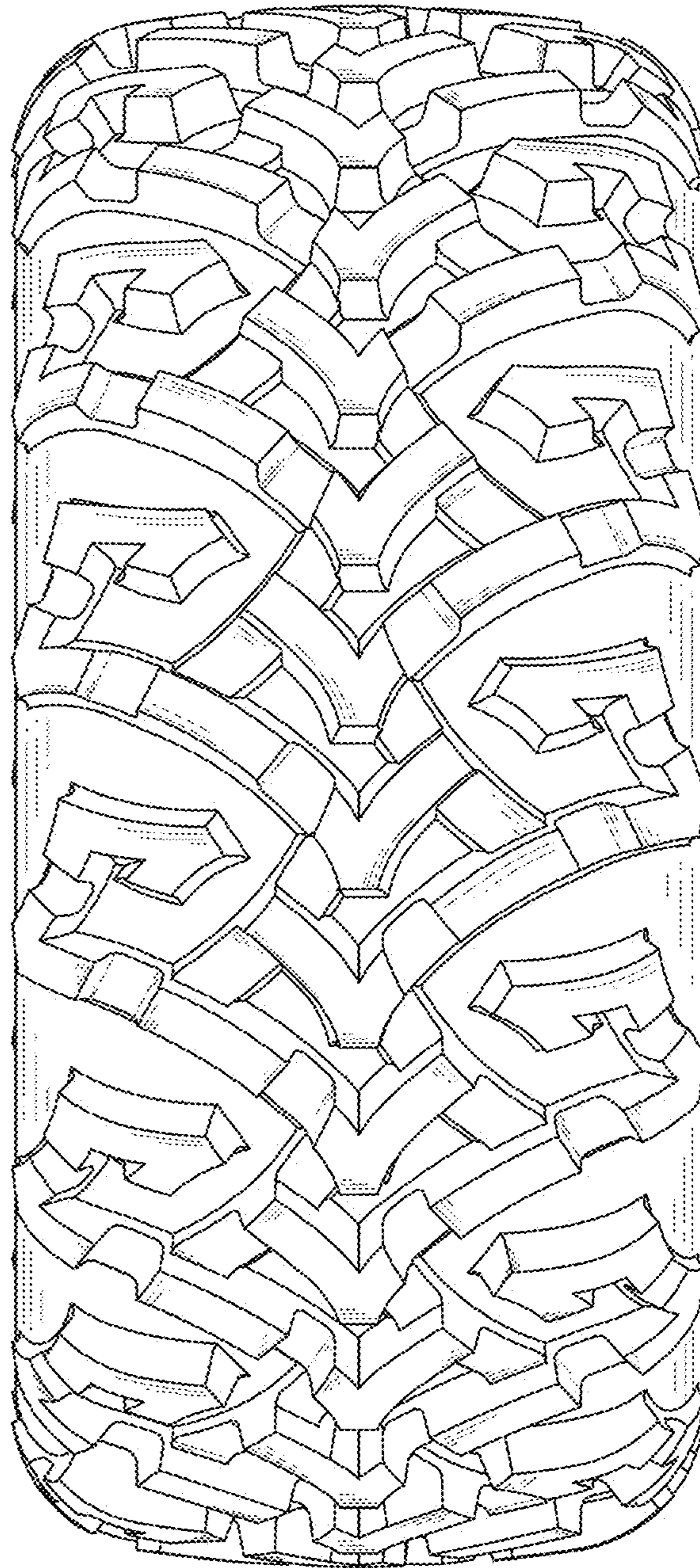


FIG. 3




FIG. 4




FIG. 5

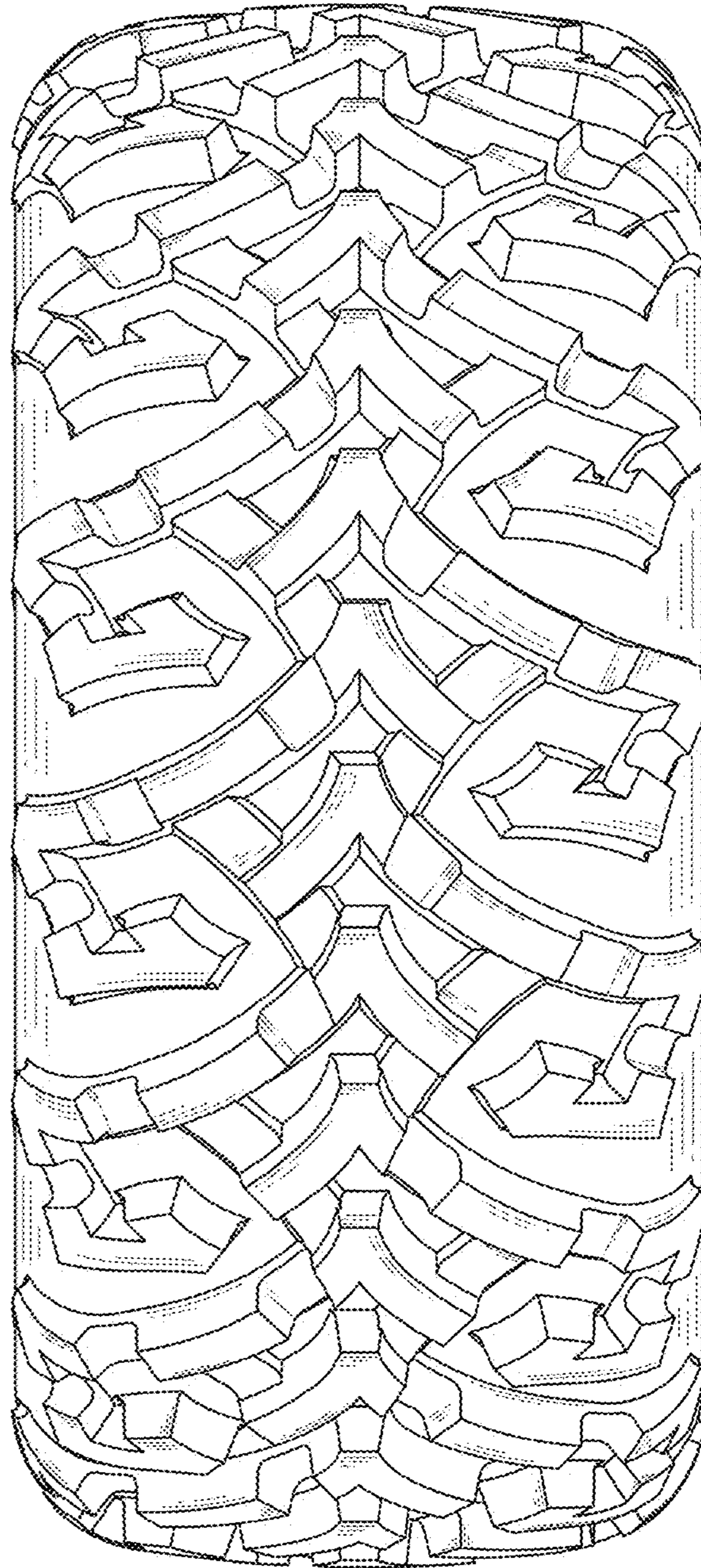


FIG. 6

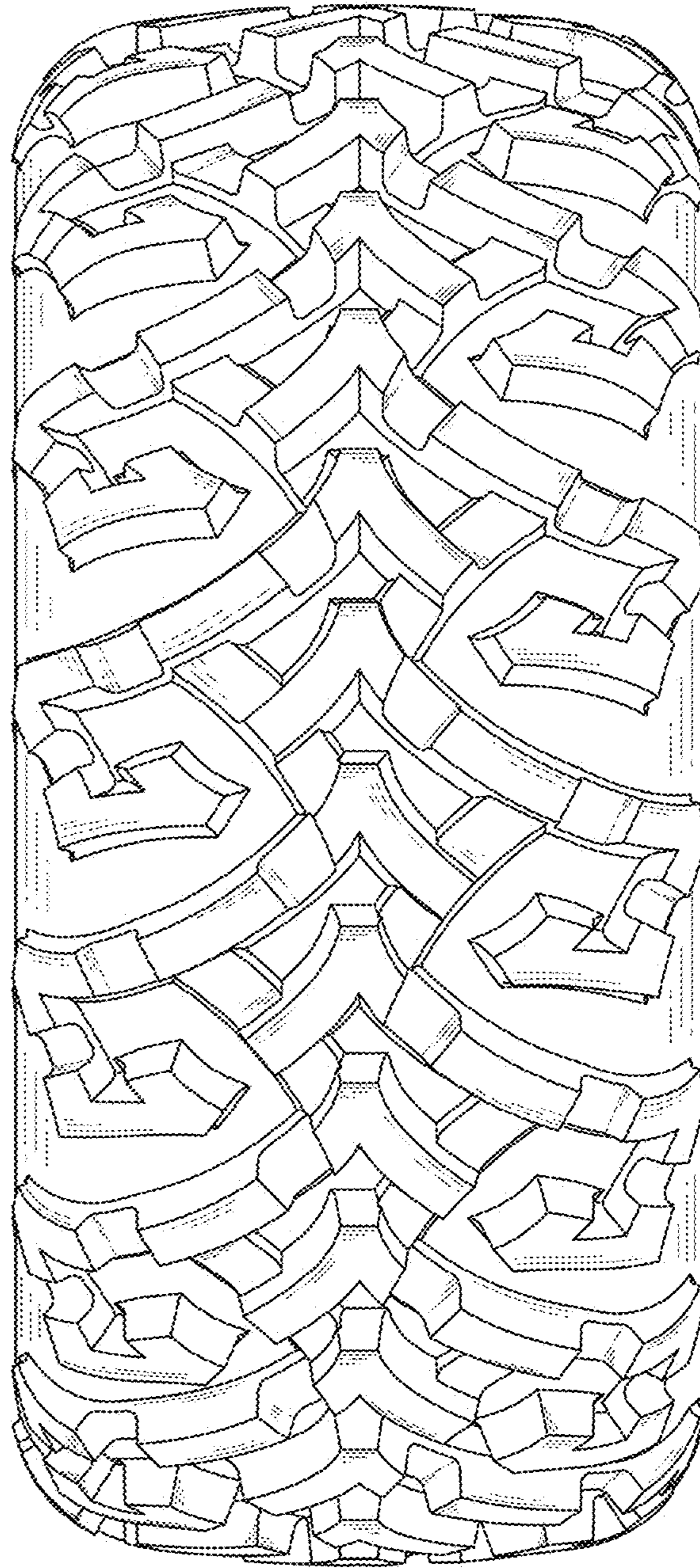


FIG. 7