



US00D890668S

(12) **United States Design Patent** (10) **Patent No.:** **US D890,668 S**
Feng et al. (45) **Date of Patent:** **** Jul. 21, 2020**

- (54) **DOOR WAIST ACCENT PANEL**
- (71) Applicant: **PACCAR Inc**, Bellevue, WA (US)
- (72) Inventors: **Rogers Feng**, Issaquah, WA (US);
Elliott Black, Kirkland, WA (US);
Jonathan S. Duncan, Seattle, WA (US)
- (73) Assignee: **PACCAR INC**, Bellevue, WA (US)
- (**) Term: **15 Years**
- (21) Appl. No.: **29/678,987**
- (22) Filed: **Jan. 31, 2019**
- (51) **LOC (12) Cl.** **12-16**
- (52) **U.S. Cl.**
USPC **D12/196**
- (58) **Field of Classification Search**
USPC D12/90, 91, 92, 169, 181, 184, 190, 195,
D12/196, 203
CPC B60J 5/00; B60J 5/02; B60J 5/04; B60J
5/10; B62D 25/02; B62D 25/04
See application file for complete search history.

(56) **References Cited**

U.S. PATENT DOCUMENTS

D595,778 S *	7/2009	Sauter	D12/400
D596,671 S *	7/2009	Sauter	D12/400
D728,437 S *	5/2015	Sirmon	D12/190
D739,603 S *	9/2015	Monaco	D20/11
D819,515 S *	6/2018	Anderson	D12/163
D854,993 S *	7/2019	Von Holzhausen	D12/196

* cited by examiner

Primary Examiner — George D. Kirschbaum
Assistant Examiner — Joseph J Kukella

(74) *Attorney, Agent, or Firm* — Seed IP Law Group LLP

(57) **CLAIM**


The ornamental design for a door waist accent panel, as shown and described.

DESCRIPTION

FIG. 1 is an environmental view of a vehicle showing a door waist accent panel according to an exemplary embodiment of our new design for use on a first side of the vehicle; FIG. 2 is a front perspective view of the door waist accent panel shown in FIG. 1 without the environmental elements; FIG. 3 is a front view of the door waist accent panel shown in FIG. 2; FIG. 4 is a top view of the door waist accent panel shown in FIG. 2; FIG. 5 is a left side view of the door waist accent panel shown in FIG. 2; FIG. 6 is a right side view of the door waist accent panel shown in FIG. 2; FIG. 7 is an environmental view of a vehicle showing a door waist accent panel according to an exemplary embodiment of our new design for use on a second side of the vehicle; FIG. 8 is a front perspective view of the door waist accent panel shown in FIG. 7 without the environmental elements; FIG. 9 is a front view of the door waist accent panel shown in FIG. 8; FIG. 10 is a top view of the door waist accent panel shown in FIG. 8; FIG. 11 is a left side view of the door waist accent panel shown in FIG. 8; and, FIG. 12 is a right side view of the door waist accent panel shown in FIG. 8.

The broken lines shown in the figures represent portions of the door waist accent panel that form no part of the claimed design.

1 Claim, 8 Drawing Sheets



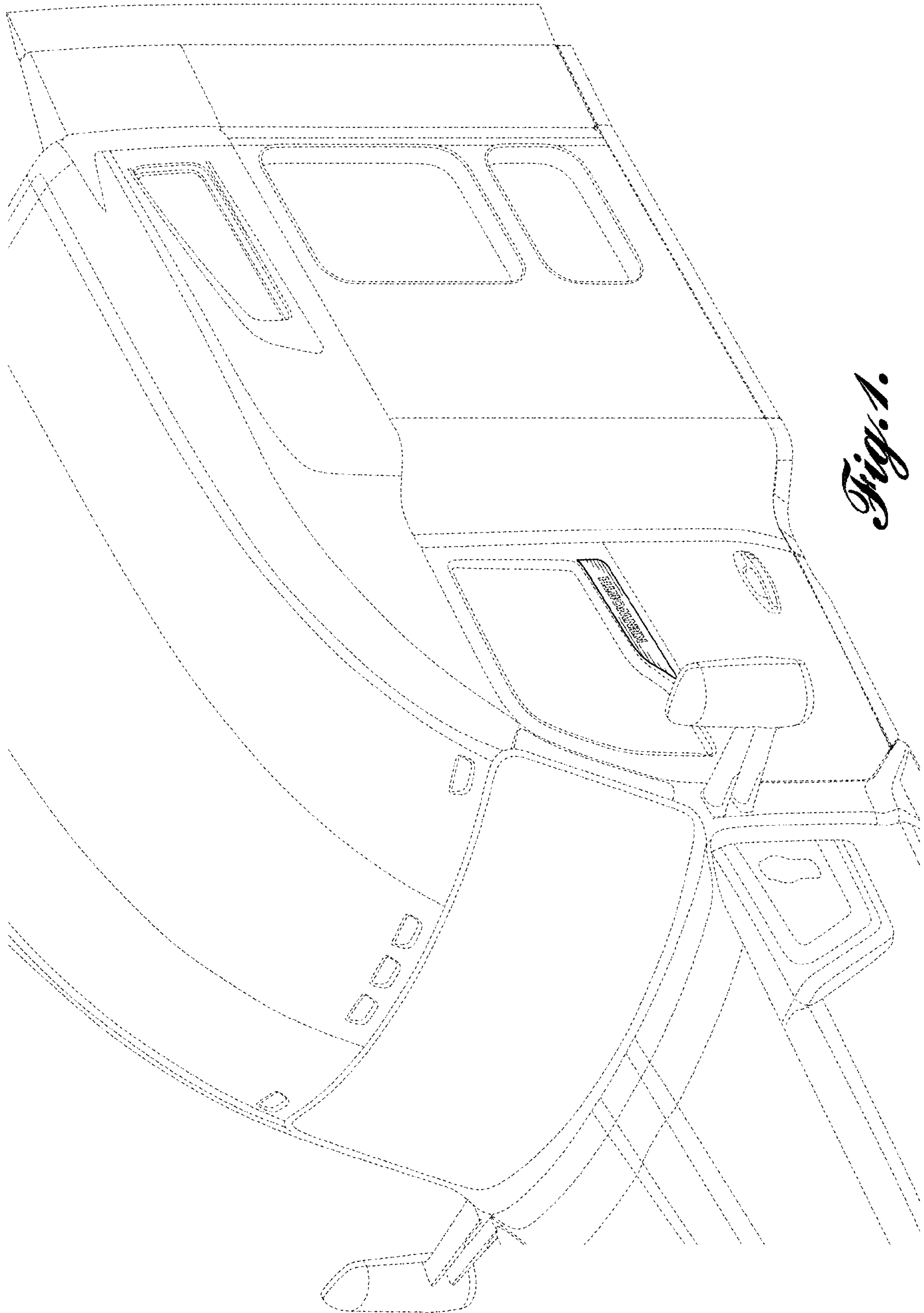




Fig. 2.

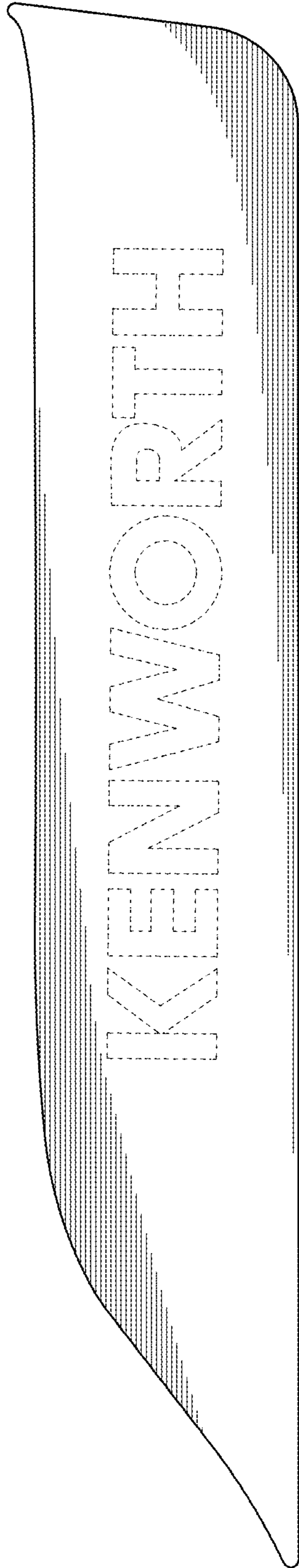


Fig. 3.



Fig. 4.



Fig. 6.



Fig. 5.

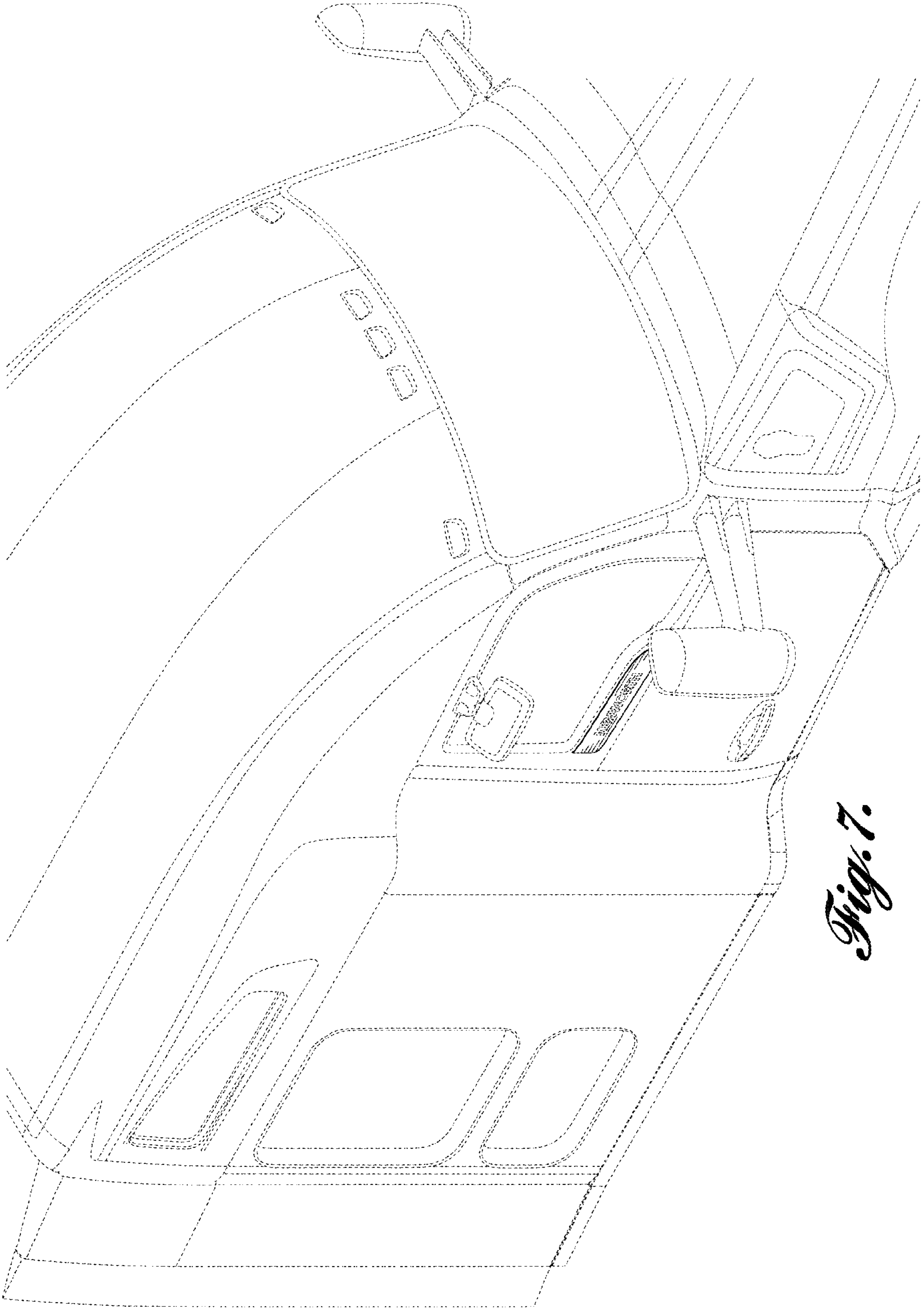


Fig. 7.



Fig. 8.

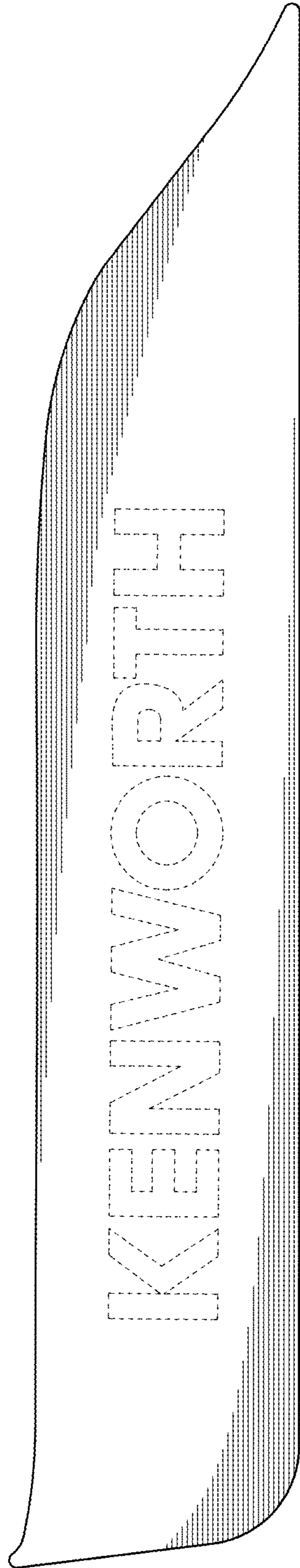


Fig. 9.



Fig. 10.



Fig. 12.

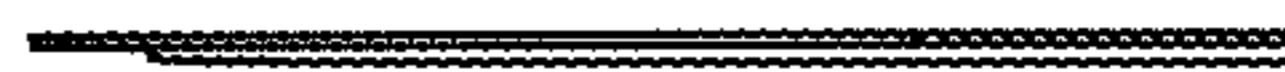


Fig. 11.