



US00D890654S

(12) **United States Design Patent** (10) **Patent No.:** **US D890,654 S**
Buck et al. (45) **Date of Patent:** **** Jul. 21, 2020**

- (54) **REAR WING FOR A VEHICLE**
- (71) Applicant: **Jaguar Land Rover Limited**, Whitley, Coventry (GB)
- (72) Inventors: **Joe Buck**, Coventry (GB); **Adam Setter**, Coventry (GB); **Phil Hall**, Coventry (GB)
- (73) Assignee: **Jaguar Land Rover Limited**, Whitley, Coventry (GB)
- (**) Term: **15 Years**
- (21) Appl. No.: **29/637,179**
- (22) Filed: **Feb. 14, 2018**

- (30) **Foreign Application Priority Data**
Aug. 30, 2017 (EM) 004171494
- (51) **LOC (12) Cl.** **12-16**
- (52) **U.S. Cl.**
USPC **D12/181**
- (58) **Field of Classification Search**
USPC D12/88, 91, 96, 99, 400, 181, 182, 183, D12/184, 185, 190, 191, 192, 195
CPC .. B60J 5/101; B60J 1/20; B62D 35/02; B62D 35/005; B62D 35/007
See application file for complete search history.

- (56) **References Cited**
U.S. PATENT DOCUMENTS
D465,180 S * 11/2002 Yokomaku D12/181
D577,314 S * 9/2008 Taylor D12/88
D769,152 S * 10/2016 Perini D12/88
D774,416 S * 12/2016 Perini D12/88

- D790,402 S * 6/2017 Perini D12/88
- D808,862 S * 1/2018 Ujhasi D12/92
- D820,166 S * 6/2018 Borkert D12/92
- D823,168 S * 7/2018 Bischoff D12/92
- D826,784 S * 8/2018 Hauser D12/92
- D829,606 S * 10/2018 Jin D12/88
- D860,051 S * 9/2019 Buck D12/92
- 2009/0086499 A1 * 4/2009 Lin B62D 35/007 362/487

* cited by examiner

Primary Examiner — Susan E Krakower
Assistant Examiner — Jerry Shiuan-Hua Hsu
(74) *Attorney, Agent, or Firm* — Wood Herron & Evans LLP

(57) **CLAIM**
The ornamental design for a rear wing for a vehicle, as shown and described.

DESCRIPTION
FIG. 1 is a front right perspective view of a rear wing for a vehicle according to the present invention.
FIG. 2 is a front left perspective view of the rear wing shown in FIG. 1.
FIG. 3 is a rear left perspective view thereof.
FIG. 4 is a rear right perspective view thereof.
FIG. 5 is a front view thereof.
FIG. 6 is a rear view thereof.
FIG. 7 is a raised right side view thereof.
FIG. 8 is a raised left side view thereof.
FIG. 9 is a top view thereof.
FIG. 10 is a bottom view thereof; and,
FIG. 11 is a top view thereof, shown in a position of use. The broken lines and the half-tone showing of a de-emphasized vehicle within the broken lines, illustrate environmental structure that forms no part of the claimed design.

1 Claim, 11 Drawing Sheets

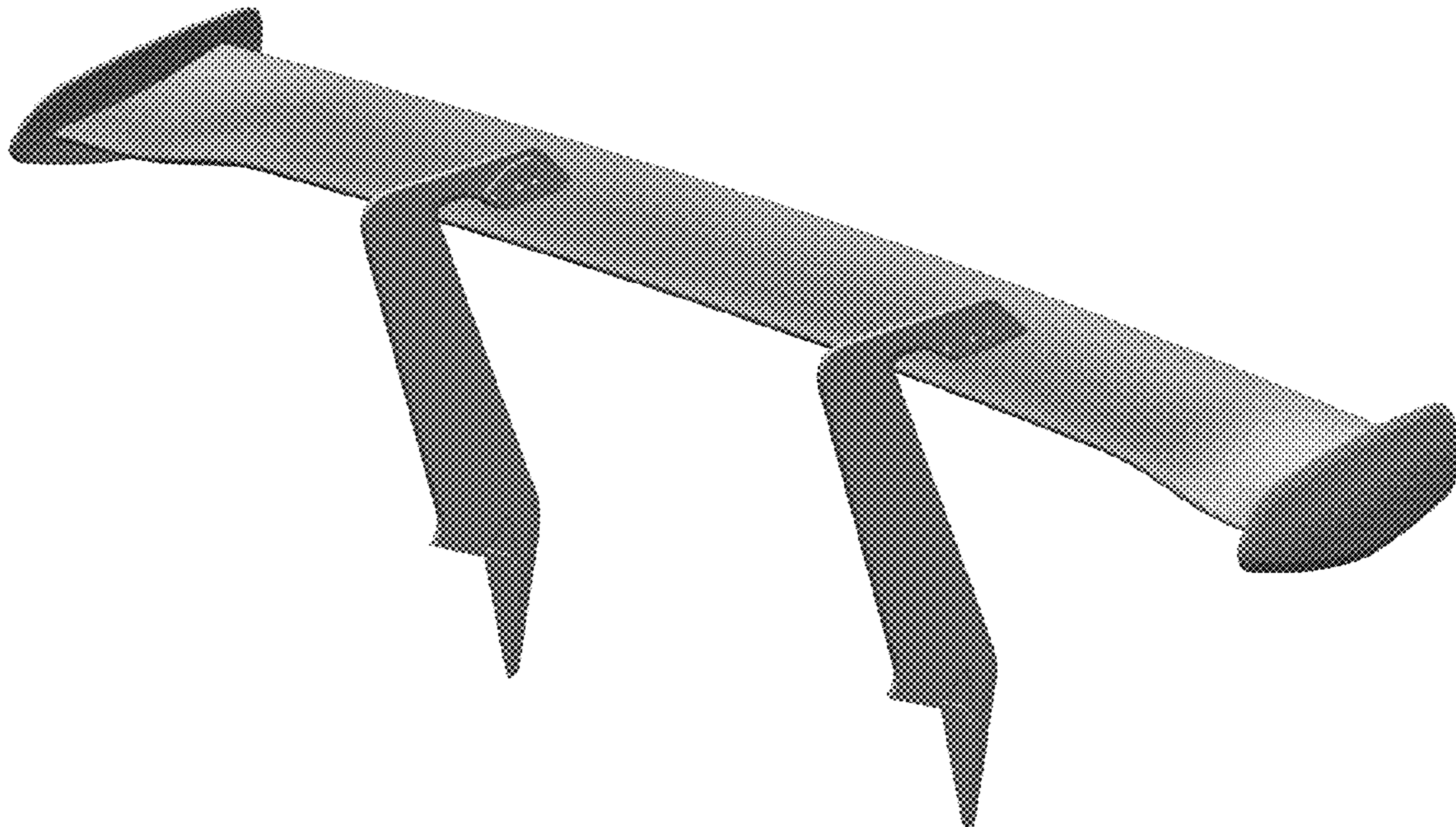




FIG. 1




FIG. 2




FIG. 3




FIG. 4




FIG. 5




FIG. 6

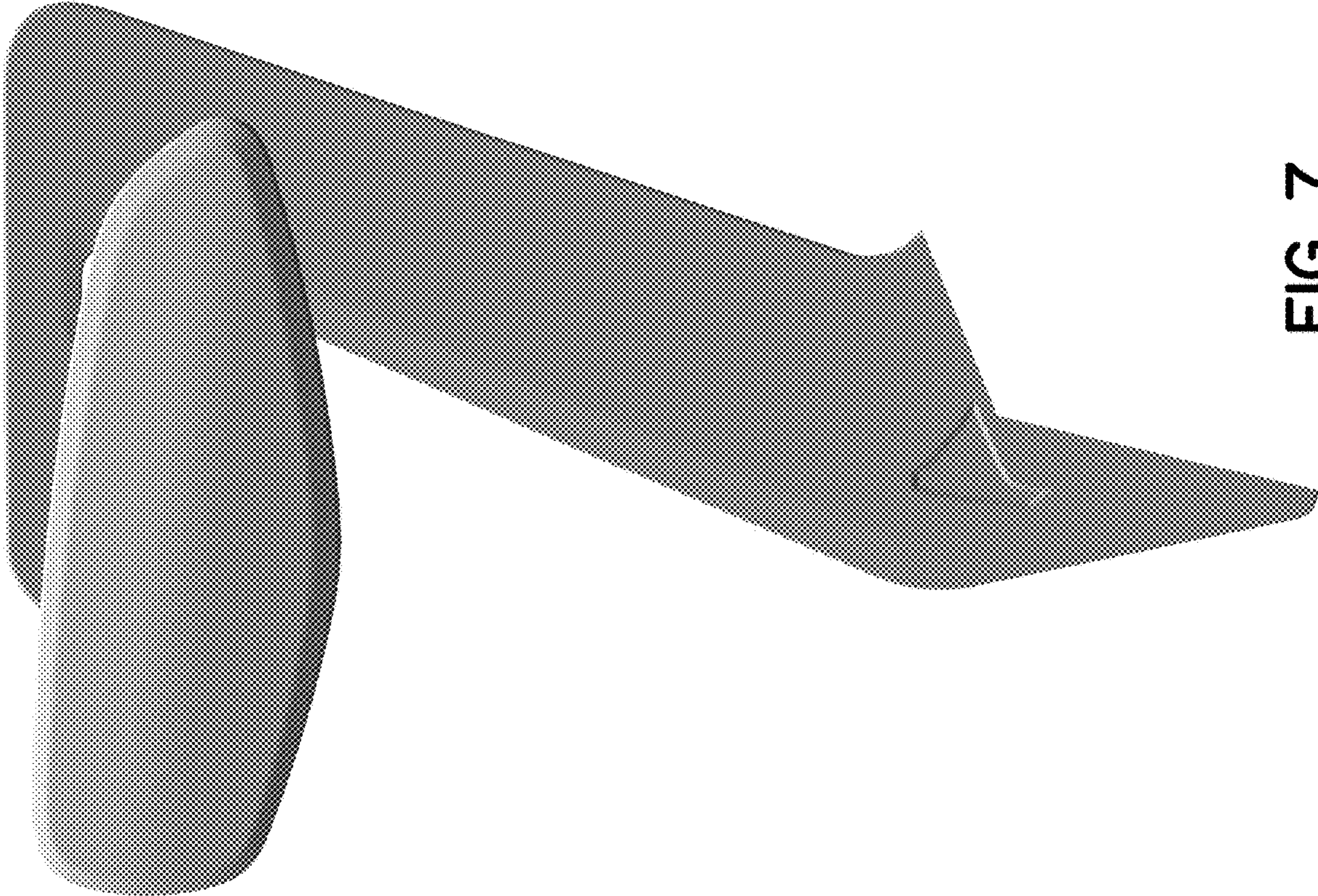


FIG. 7




FIG. 8




FIG. 9




FIG. 10




FIG. 11