



US00D890651S

(12) **United States Design Patent** (10) **Patent No.:** **US D890,651 S**
Peplowski (45) **Date of Patent:** **** Jul. 21, 2020**

(54) **REAR BUMPER FOR A VEHICLE**
(71) Applicant: **Bayerische Motoren Werke Aktiengesellschaft, Munich (DE)**

(72) Inventor: **Jacek Peplowski, Munich (DE)**

(73) Assignee: **Bayerische Motoren Werke Aktiengesellschaft, Munich (DE)**

(**) Term: **15 Years**

(21) Appl. No.: **29/691,056**

(22) Filed: **May 14, 2019**

(30) **Foreign Application Priority Data**

Nov. 20, 2018 (DE) 40 2018 101 182

(51) **LOC (12) Cl.** **12-16**

(52) **U.S. Cl.**
USPC **D12/169**

(58) **Field of Classification Search**
USPC D12/169, 164, 196, 171, 163, 86, 90-92;
293/102, 113, 115, 117, 120; 296/180.1,
296/180.2

CPC B60R 19/02; B60R 19/04; B62D 25/08
See application file for complete search history.

(56) **References Cited**

U.S. PATENT DOCUMENTS

D610,498 S	2/2010	Truebsbach	
D725,010 S *	3/2015	Takei	D12/169
D782,373 S *	3/2017	Curic	D12/169
D792,291 S *	7/2017	Suga	D12/169
D800,034 S *	10/2017	Kojima	D12/169
D802,500 S *	11/2017	Han	D12/169
D824,817 S *	8/2018	Morikawa	D12/169
D824,818 S *	8/2018	Morikawa	D12/169
D826,113 S *	8/2018	Kanai	D12/169
D840,883 S *	2/2019	Cartabiano	D12/169

D841,537 S *	2/2019	Morikawa	D12/169
D843,277 S	3/2019	Ojea	
D866,418 S *	11/2019	Peplowski	D12/169
D867,234 S *	11/2019	Peplowski	D12/169

FOREIGN PATENT DOCUMENTS

EM	001132864-0002	6/2009
EM	001829227-0002	3/2011
WO	WO DM/098427	5/2018
WO	WO DM/103824	11/2018

* cited by examiner

Primary Examiner — Melody N Brown

(74) *Attorney, Agent, or Firm* — Crowell & Moring LLP

(57) **CLAIM**

The ornamental design for a rear bumper for a vehicle, as shown and described.

DESCRIPTION

This application contains subject matter related to the following co-pending U.S. design patent applications:

Application Ser. No. 29/691,053, filed herewith and entitled "Vehicle, Toy, and/or Replicas thereof"; and Application Ser. No. 29/691,054, filed herewith and entitled "Vehicle, Toy, and/or Replicas thereof".

FIG. 1 is a front view of a rear bumper for a vehicle according to the design;

FIG. 2 is a left, bottom perspective view thereof;

FIG. 3 is a right, front perspective view thereof;

FIG. 4 is a left side view thereof;


FIG. 5 is a right side view thereof;

FIG. 6 is a top view thereof;

FIG. 7 is a bottom view thereof; and,

FIG. 8 is a rear view thereof.

1 Claim, 8 Drawing Sheets






Fig. 1

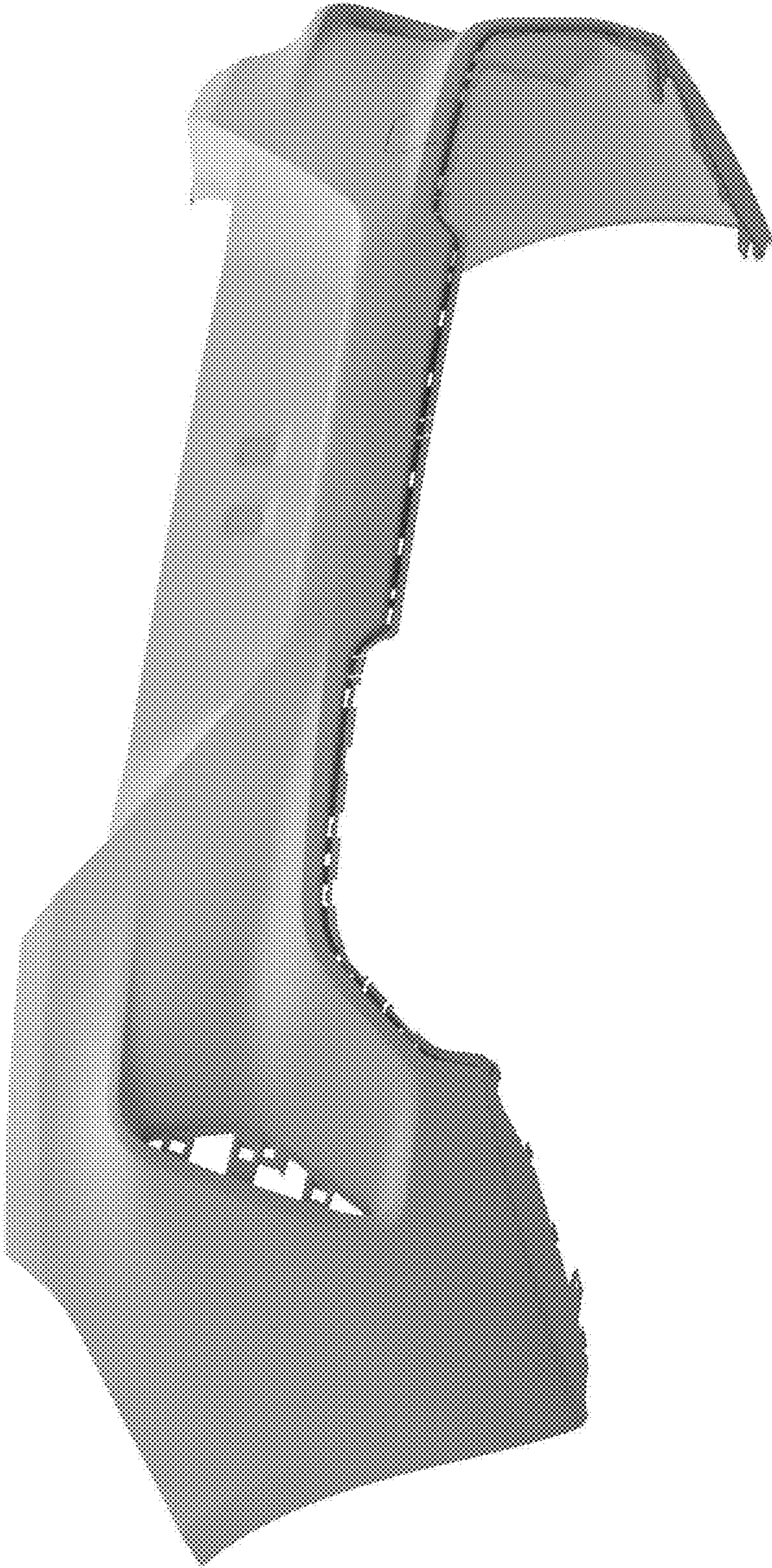


Fig. 2




Fig. 3




Fig. 4




Fig. 5




Fig. 6




Fig. 7




Fig. 8