



US00D890645S

(12) **United States Design Patent**
Owens et al.

(10) **Patent No.:** **US D890,645 S**

(45) **Date of Patent:** **** Jul. 21, 2020**

(54) **FRONT BUMPER COVER**

(71) Applicants: **John S. Owens**, Pleasant Ridge, MI
(US); **Irina Zavatski**, Rochester Hills,
MI (US)

(72) Inventors: **John S. Owens**, Pleasant Ridge, MI
(US); **Irina Zavatski**, Rochester Hills,
MI (US)

(73) Assignee: **FCA US LLC**, Auburn Hills, MI (US)

(**) Term: **15 Years**

(21) Appl. No.: **29/684,102**

(22) Filed: **Mar. 19, 2019**

Related U.S. Application Data

(63) Continuation-in-part of application No. 29/634,829,
filed on Jan. 25, 2018, now Pat. No. Des. 847,025.

(51) **LOC (12) Cl.** **12-16**

(52) **U.S. Cl.**
USPC **D12/169**

(58) **Field of Classification Search**
USPC D12/169, 164, 196, 171, 163, 86, 90-92;
293/102, 113, 115, 117, 120; 296/180.1,
296/180.2

CPC B60R 19/02; B60R 19/04; B62D 25/08
See application file for complete search history.

(56) **References Cited**

U.S. PATENT DOCUMENTS

D696,168 S	*	12/2013	Ito	D12/169
D698,712 S	*	2/2014	Sato	D12/169
D699,167 S	*	2/2014	Sato	D12/169
D705,139 S	*	5/2014	Jevremovic	D12/169
D715,708 S	*	10/2014	Mays	D12/169
D718,678 S	*	12/2014	Ishizuka	D12/169
D718,680 S	*	12/2014	Galante	D12/169

D721,306 S	*	1/2015	George	D12/169
D721,625 S	*	1/2015	George	D12/169
D725,009 S	*	3/2015	Hirai	D12/169
D725,010 S	*	3/2015	Takei	D12/169
D733,624 S	*	7/2015	Morikawa	D12/169
D735,097 S	*	7/2015	Nissl	D12/169
D740,186 S	*	10/2015	Gunnarson	D12/169
D749,473 S	*	2/2016	Lee	D12/169
D753,564 S	*	4/2016	Frascella	D12/169
D763,746 S	*	8/2016	Tsutamori	D12/169
D765,567 S	*	9/2016	De Bono	D12/169
D771,535 S	*	11/2016	Wolff	D12/169
D784,868 S	*	4/2017	Yamamoto	D12/169
D793,293 S	*	8/2017	Lee	D12/169
D801,237 S	*	10/2017	Jang	D12/169
D807,248 S	*	1/2018	Piscitelli	D12/169
D807,256 S	*	1/2018	Piscitelli	D12/169
D817,235 S	*	5/2018	Bucher	D12/169
D840,299 S	*	2/2019	Dewitt	D12/169
D850,994 S	*	6/2019	Dewitt	D12/169
D859,239 S	*	9/2019	Sullivan	D12/169

(Continued)

Primary Examiner — Melody N Brown

(74) *Attorney, Agent, or Firm* — Ralph E. Smith

(57) **CLAIM**

The ornamental design for a front bumper cover, as shown
and described.

DESCRIPTION

FIG. 1 is a front perspective view of a front bumper cover
showing our new design;

FIG. 2 is a front view thereof;

FIG. 3 is a rear view thereof;

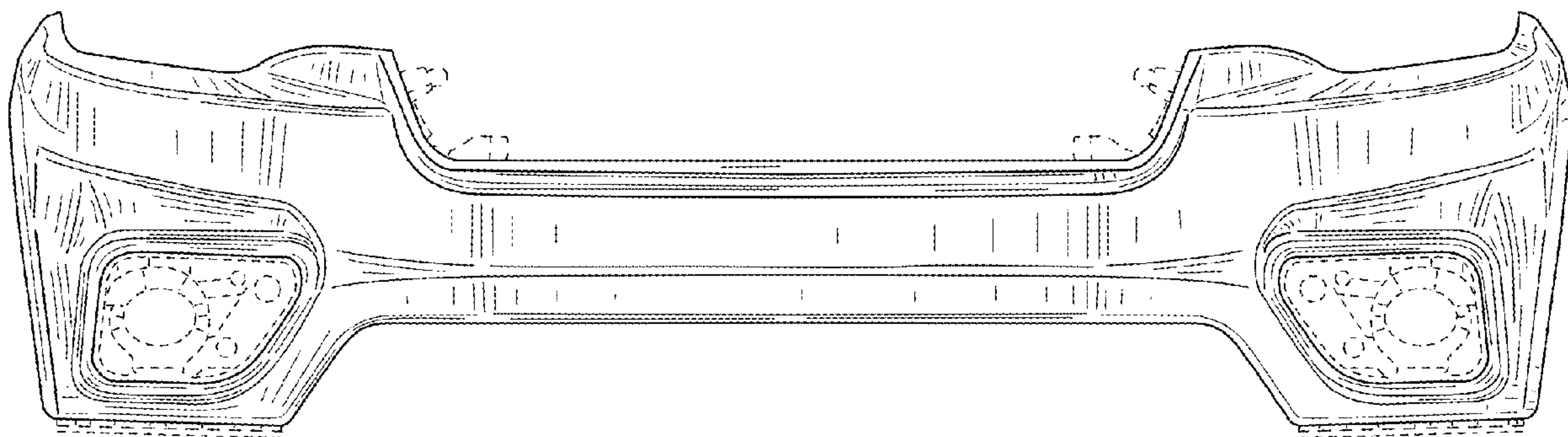
FIG. 4 is a side view thereof;

FIG. 5 is a top view thereof; and,

FIG. 6 is a bottom view thereof,

It will be understood that the broken lines shown in the
drawings illustrate portions of a front bumper cover that
form no part of the claimed design.

1 Claim, 6 Drawing Sheets



(56)

References Cited

U.S. PATENT DOCUMENTS

D874,991 S * 2/2020 Park D12/169
D876,998 S * 3/2020 Harriton D12/169

* cited by examiner

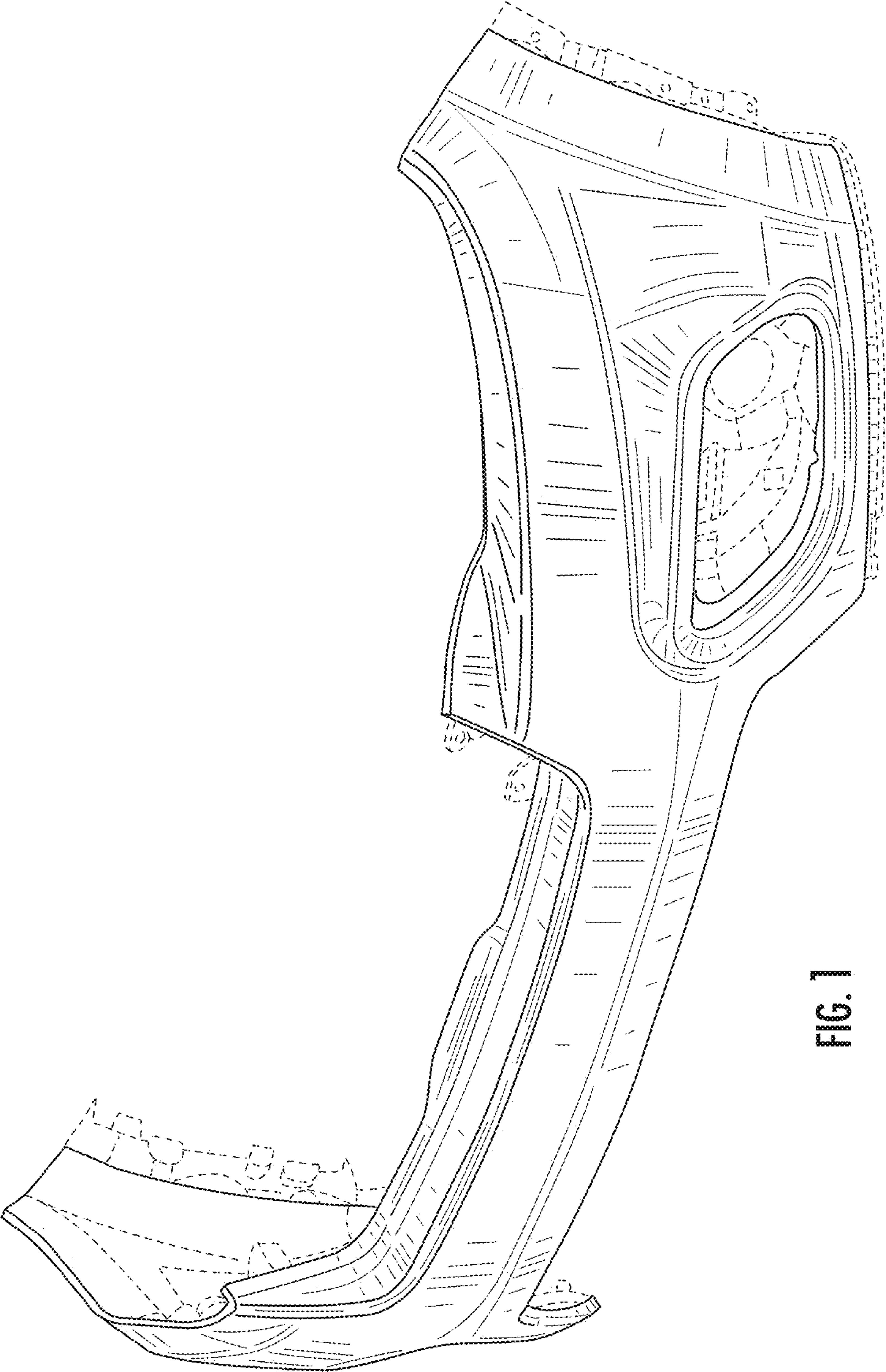


FIG. 1

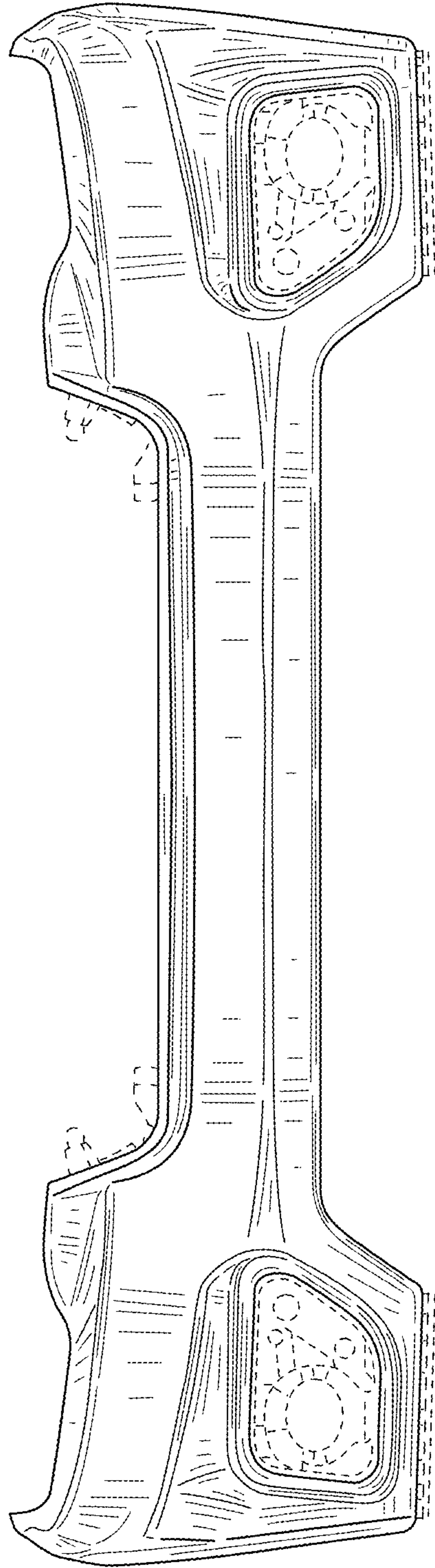


FIG. 2

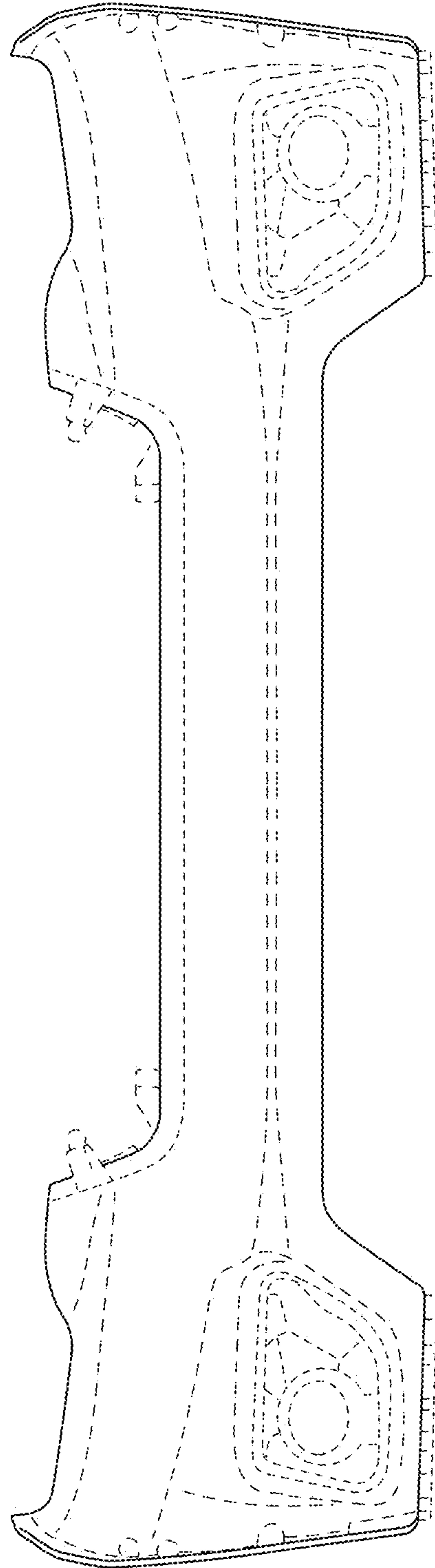


FIG. 3

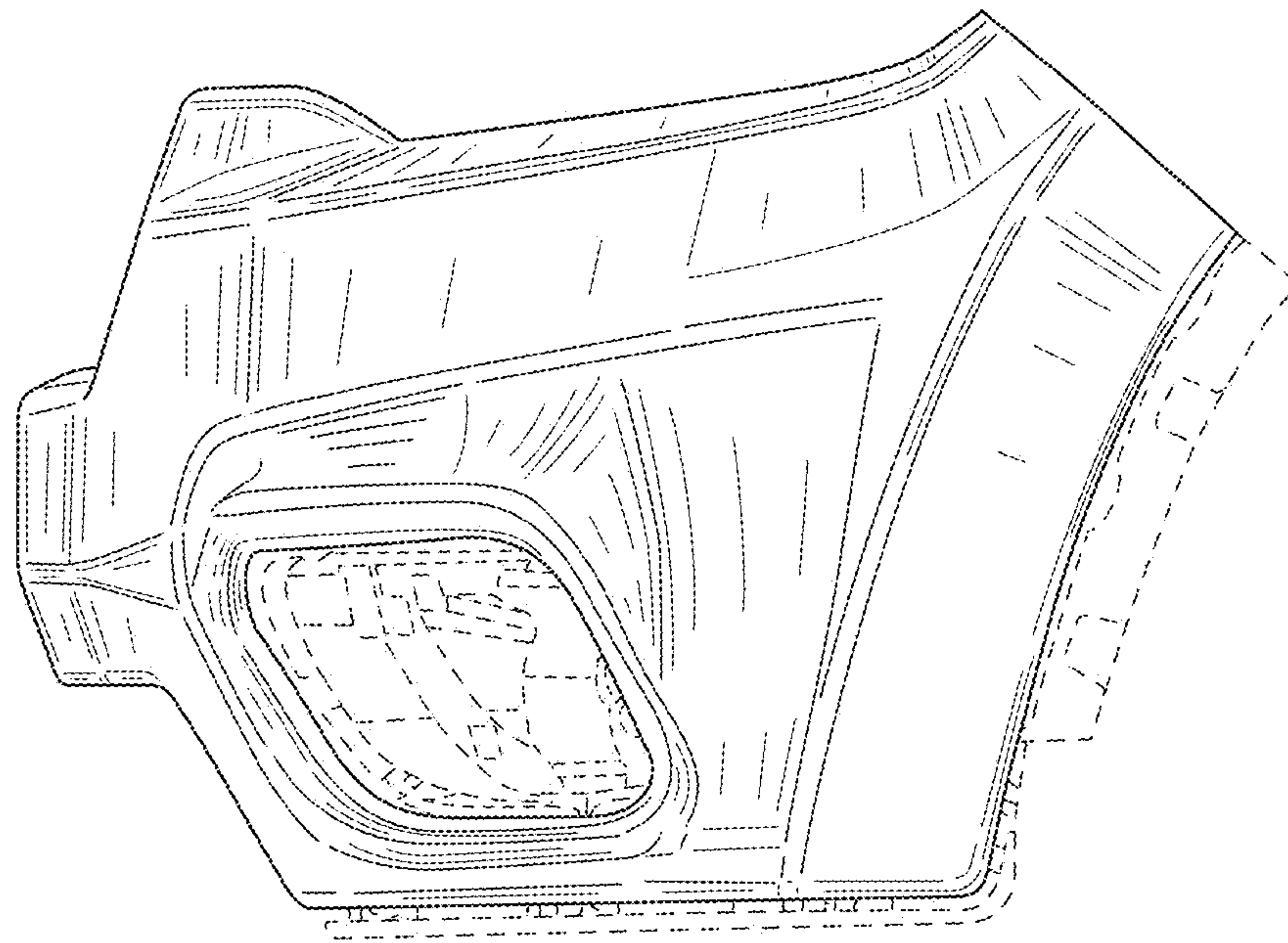


FIG. 4

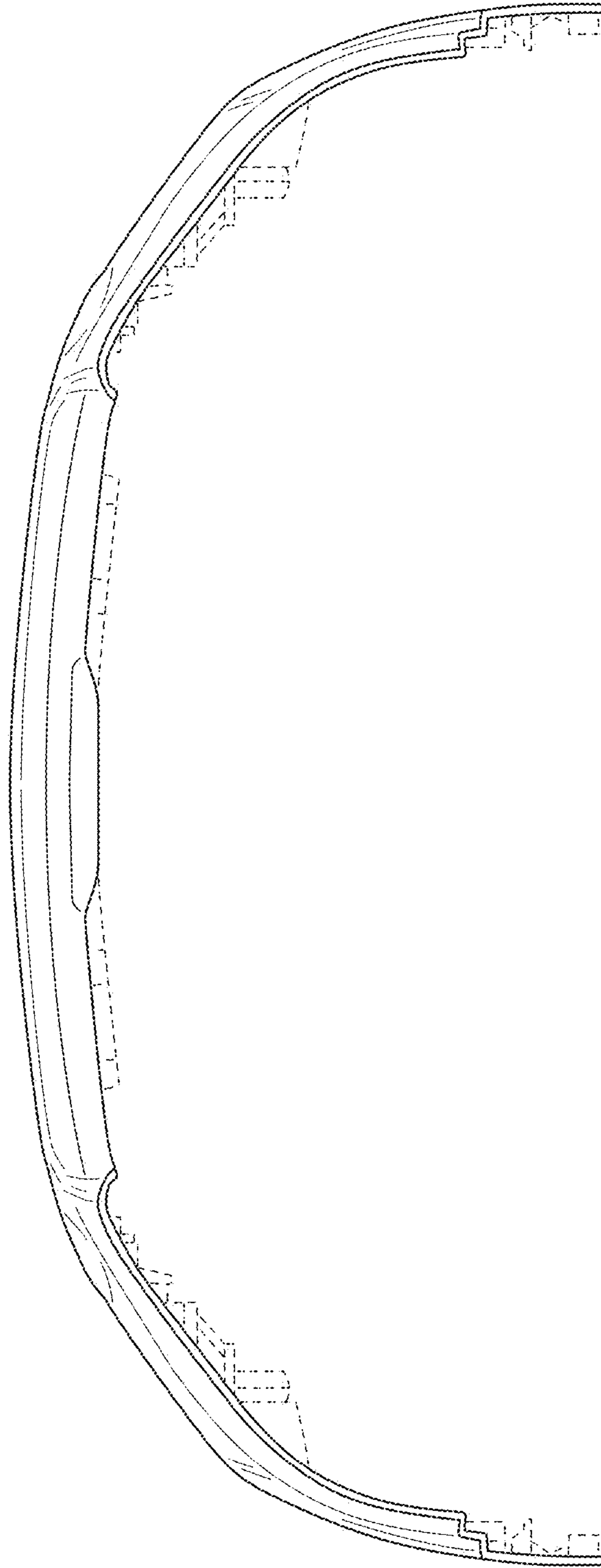


FIG. 5

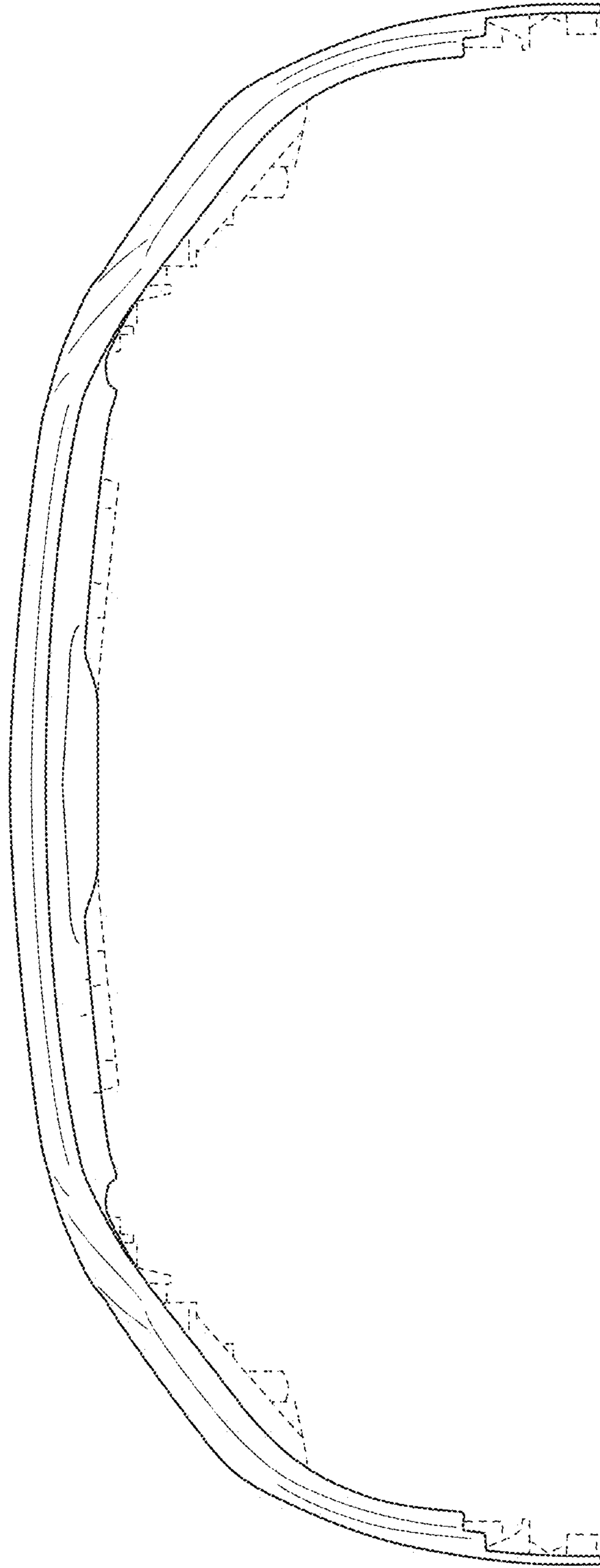


FIG. 6