



US00D890630S

(12) **United States Design Patent** (10) **Patent No.:** **US D890,630 S**
Metros et al. (45) **Date of Patent:** **** Jul. 21, 2020**

(54) **VEHICLE EXTERIOR BODY, TOY REPLICA AND/OR OTHER REPLICA**

D814,976 S 4/2018 Behmer et al.
D821,921 S * 7/2018 Scully D12/92
D821,922 S 7/2018 Behmer et al.
D835,005 S * 12/2018 Behmer D12/92

(71) Applicant: **Ford Global Technologies, LLC,**
Dearborn, MI (US)

OTHER PUBLICATIONS

(72) Inventors: **Craig S. Metros,** Bloomfield, MI (US);
Darrell Behmer, Novi, MI (US);
Melvin Betancourt, Shelby Township,
MI (US); **Christopher Stevens,** Detroit,
MI (US)

Reese Counts, 2020 Ford Shelby GT500 revealed in Instagram post,
<https://www.autoblog.com> Oct. 18, 2018.

* cited by examiner

(73) Assignee: **Ford Global Technologies, LLC,**
Dearborn, MI (US)

Primary Examiner — Melody N Brown

(**) Term: **15 Years**

(57) **CLAIM**

The ornamental design for a vehicle exterior body, toy replica and/or other replica, as shown and described.

(21) Appl. No.: **29/673,777**

(22) Filed: **Dec. 18, 2018**

DESCRIPTION

(51) **LOC (12) Cl.** **12-08**

(52) **U.S. Cl.**
USPC **D12/88**

(58) **Field of Classification Search**
USPC D12/86, 90-92, 88; D21/424, 433, 434,
D21/533; 296/181.1-181.5, 183.1
CPC B62D 25/00; B62D 25/06; B62D 33/00;
B62D 35/00
See application file for complete search history.


FIG. 1 is a front elevational view of a vehicle exterior body, toy replica and/or other replica, showing our new design; FIG. 2 is a rear elevational view thereof; FIG. 3 is a left side elevational view thereof; FIG. 4 is a right side elevational view thereof; FIG. 5 is a top plan view thereof; FIG. 6 is a top, front, and left side perspective view thereof; and, FIG. 7 is a top, rear, and left side perspective view thereof. The portions of the vehicle body shown throughout the drawing views in de-emphasized and half-tone portions outside the broken lines and the broken lines representing the boundary and configuration of what is claimed as the design are for illustrative purposes and environmental purposes and form no part of the claimed design.

(56) **References Cited**

U.S. PATENT DOCUMENTS

D710,762 S 8/2014 Mays et al.
D714,690 S 10/2014 Mays et al.
D724,494 S 3/2015 Kaoud et al.
D741,228 S 10/2015 Curic et al.
D741,229 S 10/2015 Curic et al.

1 Claim, 7 Drawing Sheets



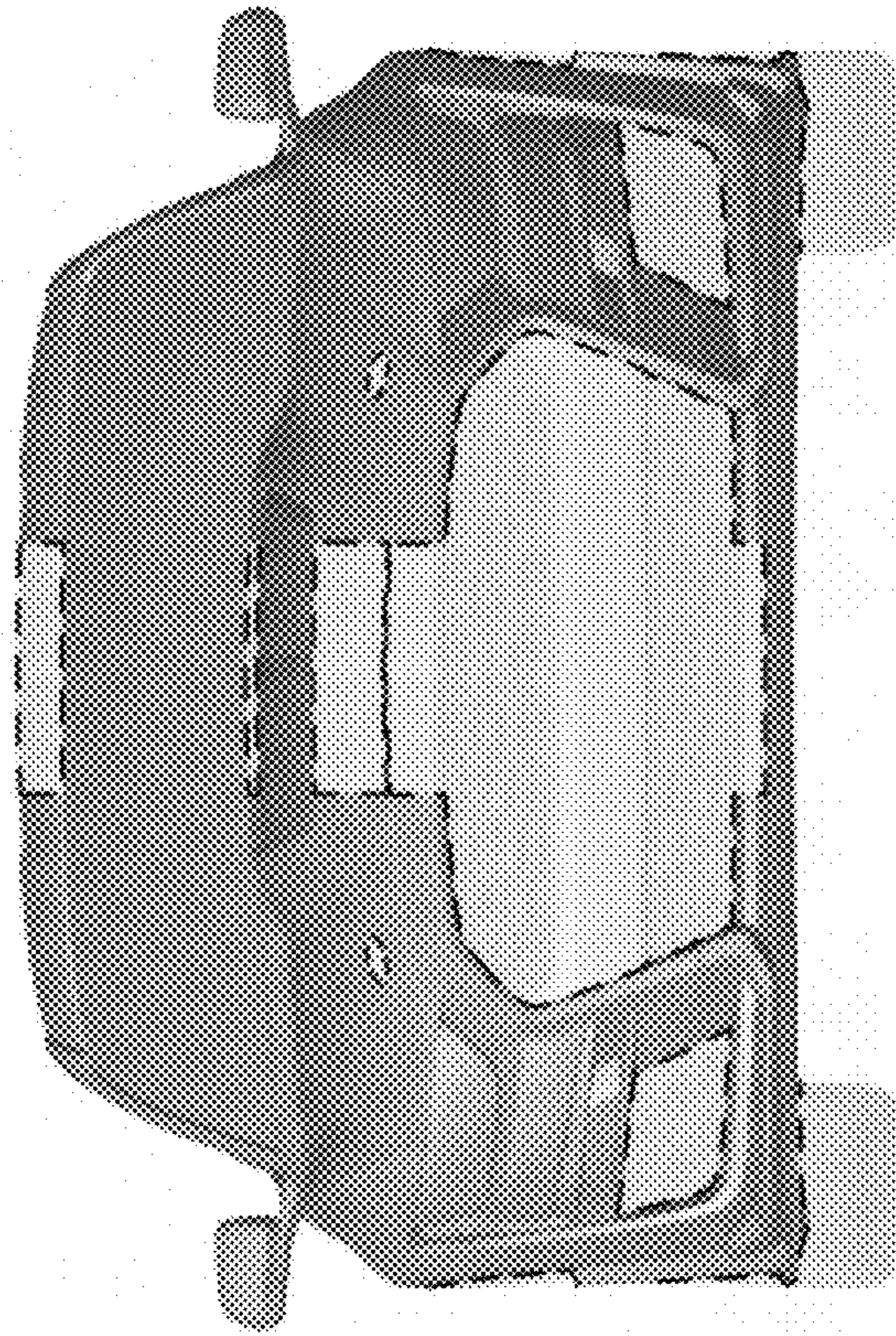


Fig. 1

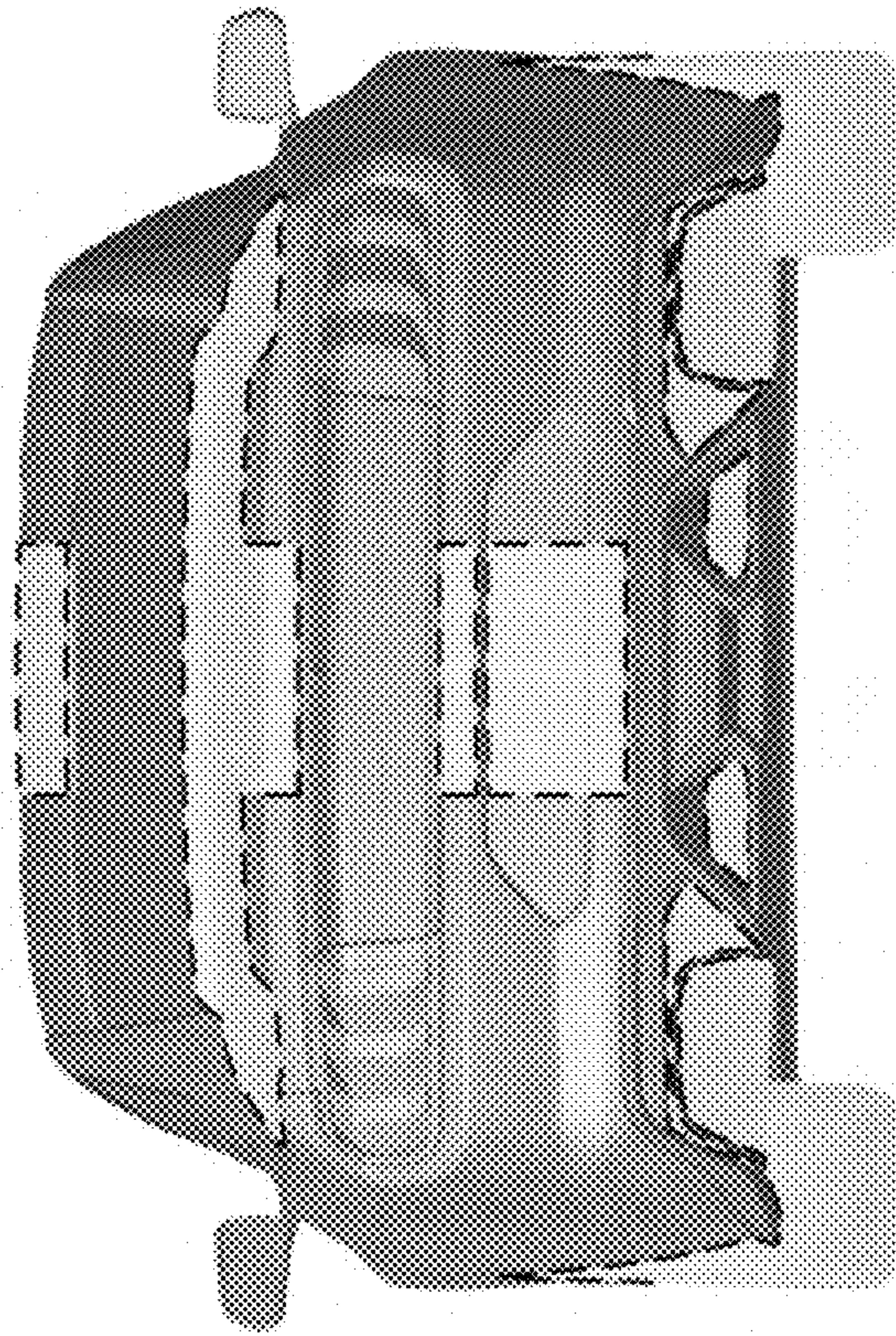


Fig. 2

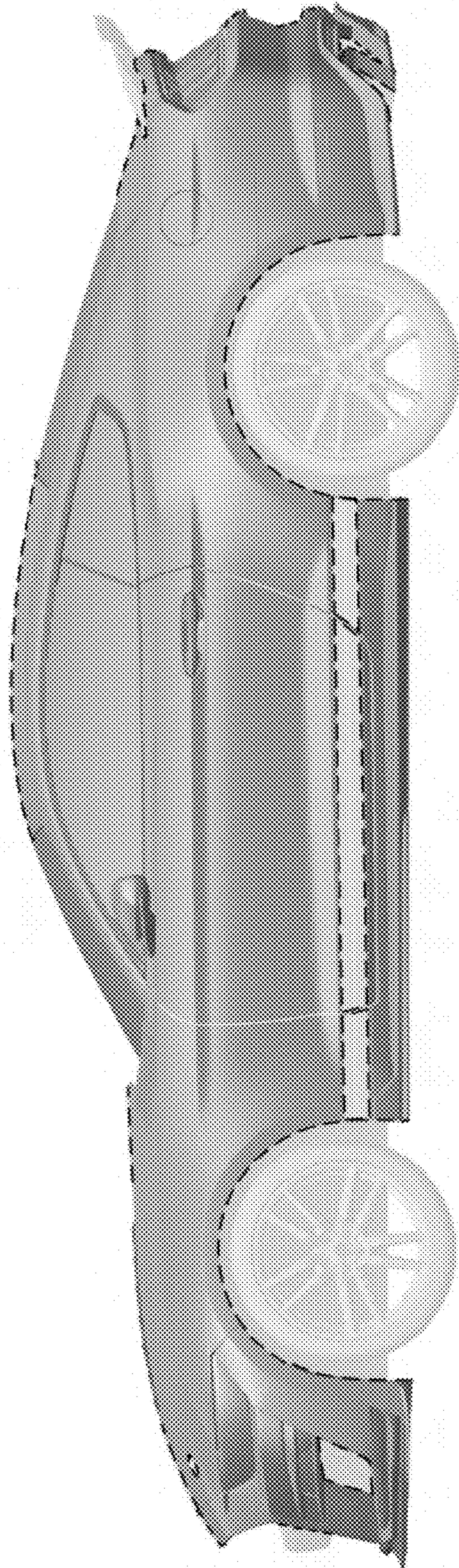


Fig. 3

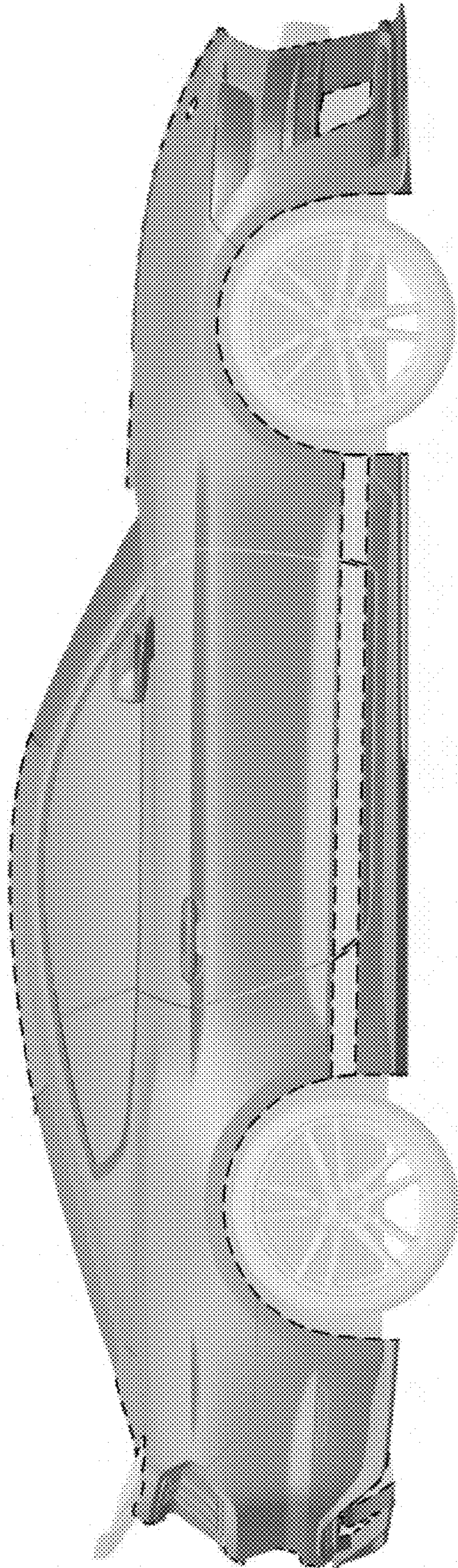


Fig. 4



Fig. 5

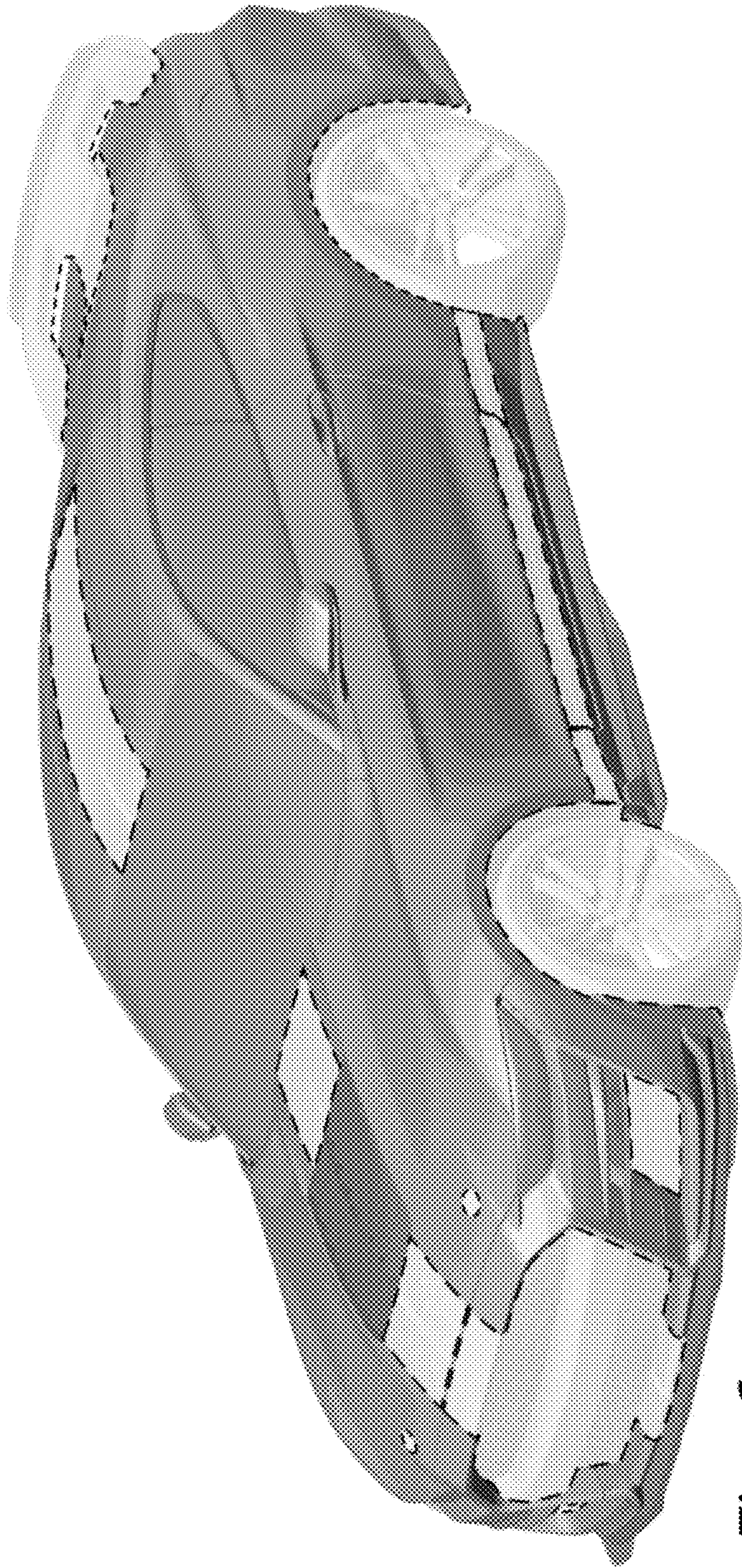


Fig. 6




Fig. 7