

US00D890627S

(12) **United States Design Patent** (10) **Patent No.:** **US D890,627 S**
Stefani et al. (45) **Date of Patent:** **** Jul. 21, 2020**

(54) **FLOWER POT**
(71) Applicant: **STEFANPLAST S.P.A.**, Villaganzerla di Castegnero (VI) (IT)
(72) Inventors: **Walter Stefani**, Castegnero (IT); **Luciano Ghiotto**, Camisano Vicentino (IT)
(73) Assignee: **STEFANPLAST S.P.A.**, Villaganzerla di Castegnero (VI) (IT)
(**) Term: **15 Years**
(21) Appl. No.: **29/678,680**
(22) Filed: **Jan. 30, 2019**
(30) **Foreign Application Priority Data**
Aug. 9, 2018 (EM) 005595022
(51) **LOC (12) Cl.** **11-02**
(52) **U.S. Cl.**
USPC **D11/156**
(58) **Field of Classification Search**
USPC D11/143-156, 164; D3/304; D6/403, D6/404, 405, 556, 557, 558; D7/523, D7/602, 630; D8/356; D9/428, 500; D5/58, 59, 60, 61
CPC ... A47G 7/00; A47G 7/02; A47G 7/06; A47G 7/08; A01G 5/04; A01G 9/02; A01G 9/021; A01G 9/029; A01G 9/0293; A01G 9/047
See application file for complete search history.

(56) **References Cited**
U.S. PATENT DOCUMENTS
D34,166 S * 3/1901 Bertels D7/602
D88,935 S * 1/1933 Willheim D5/59
1,935,920 A * 11/1933 Schultz B65D 21/0213
206/509
D119,679 S * 3/1940 Rubin D5/47

D149,809 S * 6/1948 Gordon D3/314
2,463,719 A * 3/1949 Schackett A01G 9/028
47/75
D188,408 S * 7/1960 Siegmann D5/56
3,082,575 A * 3/1963 Schulz A01G 9/02
47/73
D234,568 S * 3/1975 Swett D7/629
D238,148 S * 12/1975 Dilot D7/629
D241,763 S * 10/1976 Gottregan D11/156
D248,621 S * 7/1978 Hay D3/302
D255,658 S * 7/1980 Dugan D9/425
D255,887 S * 7/1980 Waterfield D11/146
D255,888 S * 7/1980 Waterfield D11/152
D255,889 S * 7/1980 Waterfield D11/152
D256,444 S * 8/1980 Waterfield D11/146
D259,776 S * 7/1981 Waterfield D11/153
D259,868 S * 7/1981 Julinot D11/143
D268,255 S * 3/1983 Waterfield D11/152
4,407,092 A * 10/1983 Ware A01G 31/02
47/64
D274,967 S * 8/1984 Taylor D3/304
D359,013 S * 6/1995 Carlson D11/156
D366,450 S * 1/1996 Rabito D11/155

(Continued)

Primary Examiner — Elizabeth A. Albert
(74) *Attorney, Agent, or Firm* — Workman Nydegger

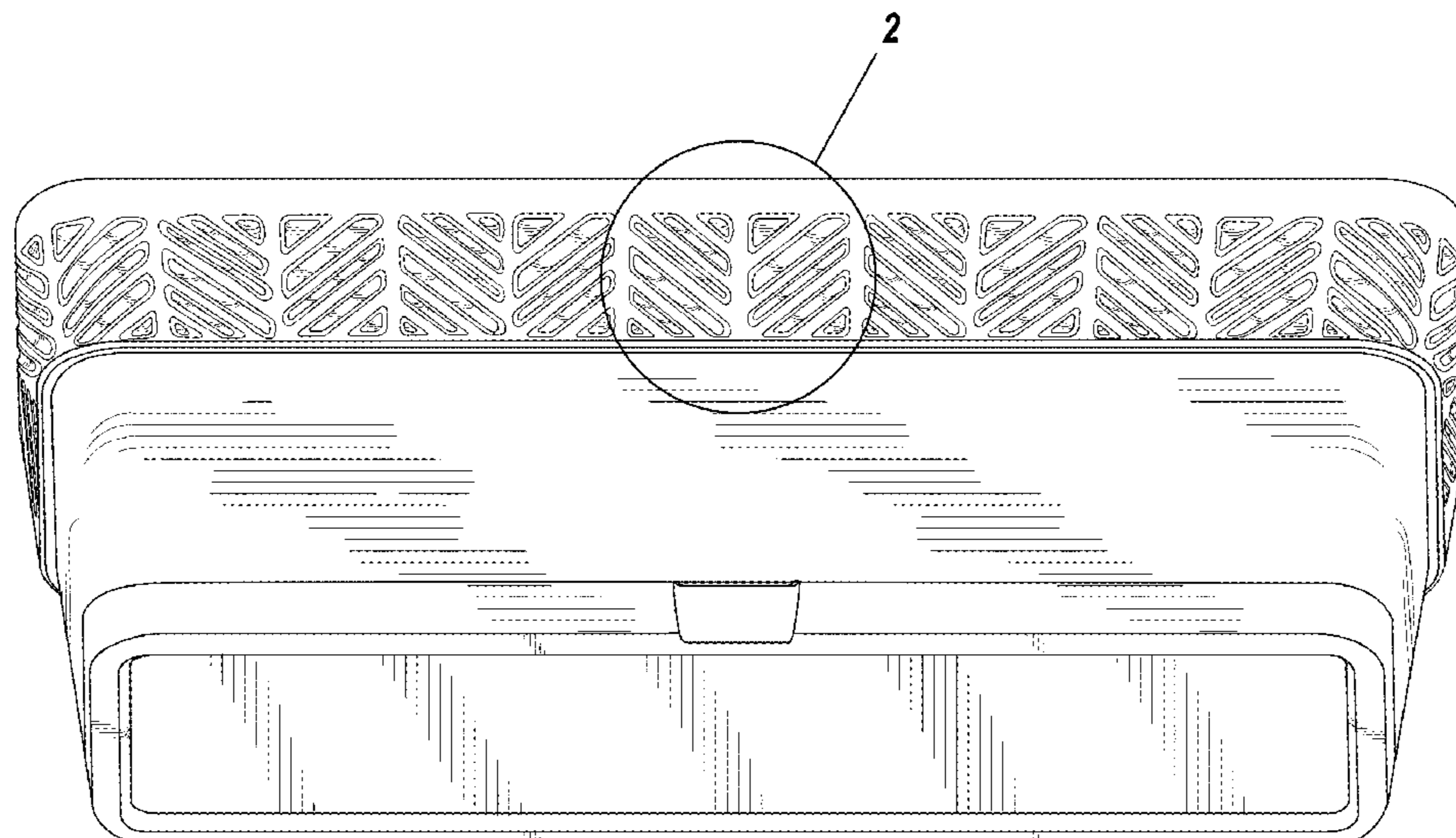
(57) **CLAIM**

The ornamental design for a flower pot, as shown and described.

DESCRIPTION

FIG. 1 is a perspective view of a flower pot showing our new design;
FIG. 2 is an enlarged perspective view of the detail 2 shown in FIG. 1 thereof;
FIG. 3 is a front elevational view thereof;
FIG. 4 is a right side elevational view thereof, the left side being a mirror image thereof; and,
FIG. 5 is a bottom plan view thereof.

1 Claim, 5 Drawing Sheets



(56)

References Cited

U.S. PATENT DOCUMENTS

D404,352	S	*	1/1999	Lu	D12/203
D446,157	S	*	8/2001	Glenn	D11/156
6,332,287	B1	*	12/2001	Geraldson	A01G 27/02 47/79
D496,162	S	*	9/2004	Garrett	D3/304
D499,057	S	*	11/2004	Lafleur	D12/203
D542,070	S	*	5/2007	Richardson	D6/583
D542,203	S	*	5/2007	Kraines	D12/203
D591,510	S	*	5/2009	Auer	D3/304
D600,916	S	*	9/2009	Schäfer	D3/304
D612,608	S	*	3/2010	Snell	D3/304
D613,226	S	*	4/2010	Lu	D12/203
D625,540	S	*	10/2010	Dukes	D6/583
D648,652	S	*	11/2011	Hawkins	D11/155
D766,798	S	*	9/2016	Lu	D12/203
D793,316	S	*	8/2017	Gross	D12/203
D800,600	S	*	10/2017	Fenn	D11/156
D806,391	S	*	1/2018	Ghiorghie	D3/304
D813,136	S	*	3/2018	Gross	D12/203
D816,007	S	*	4/2018	Lu	D12/203
D852,515	S	*	7/2019	Toelke	D5/60

* cited by examiner

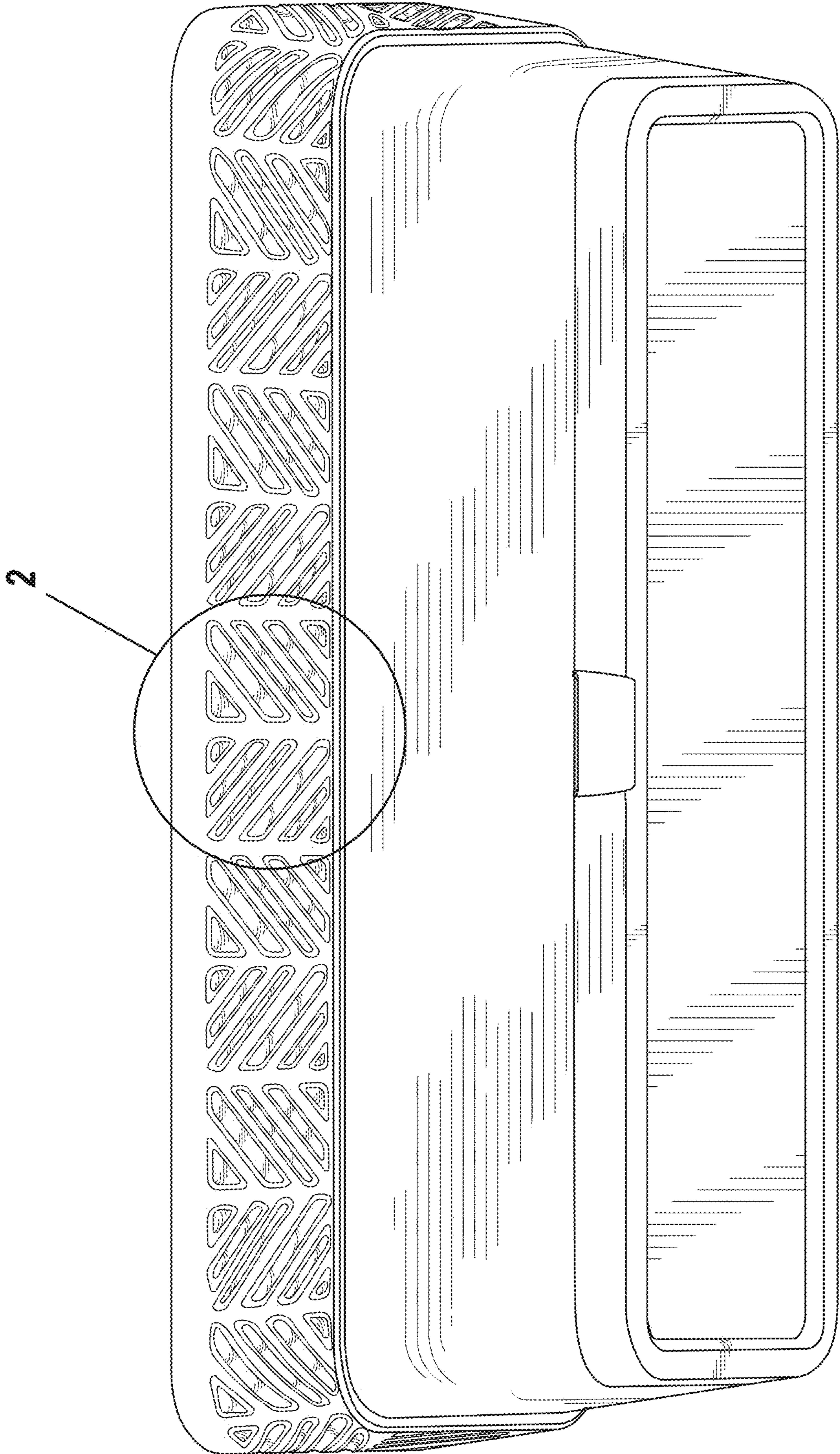


FIG. 1

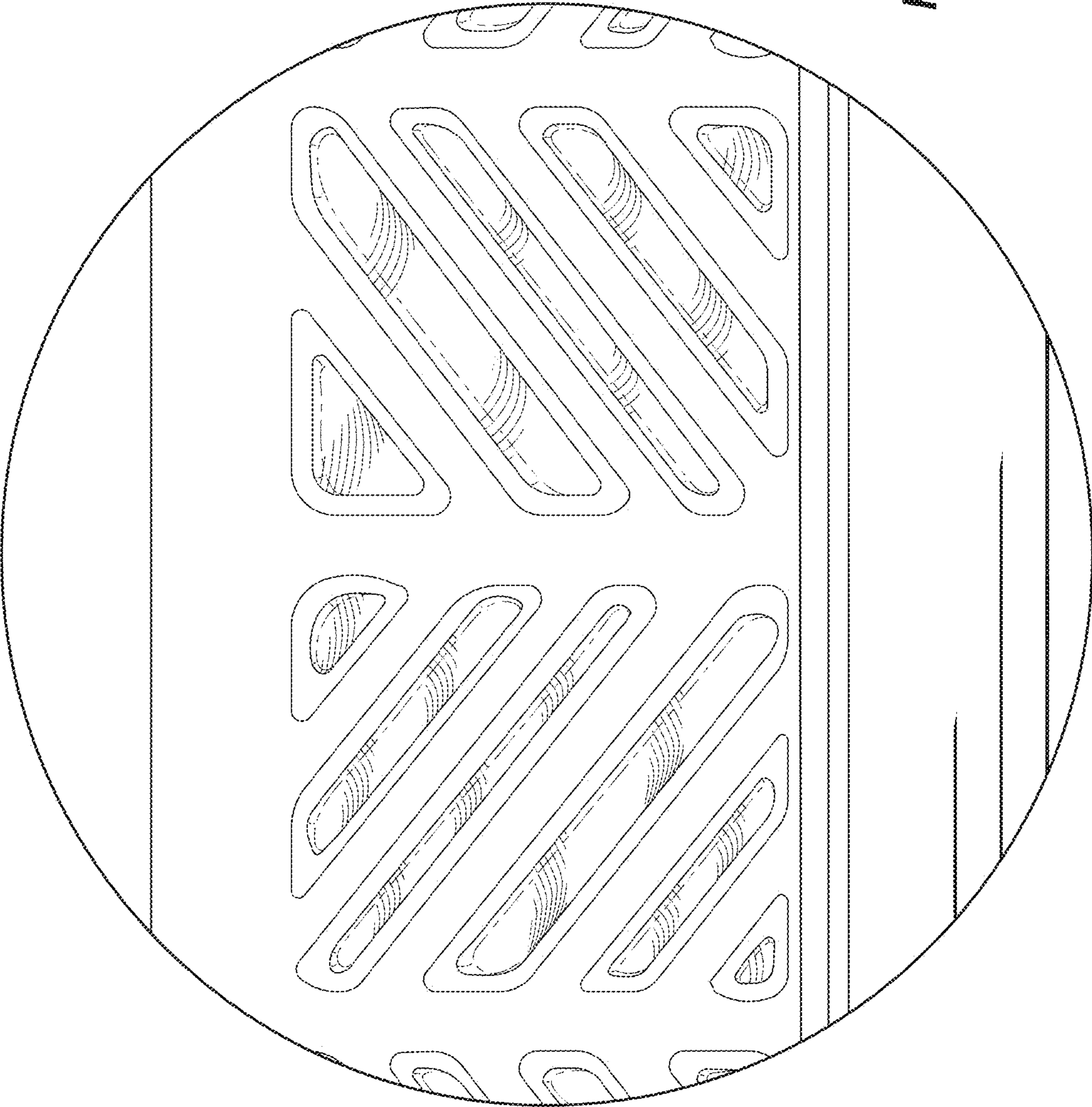


FIG. 2




FIG. 3

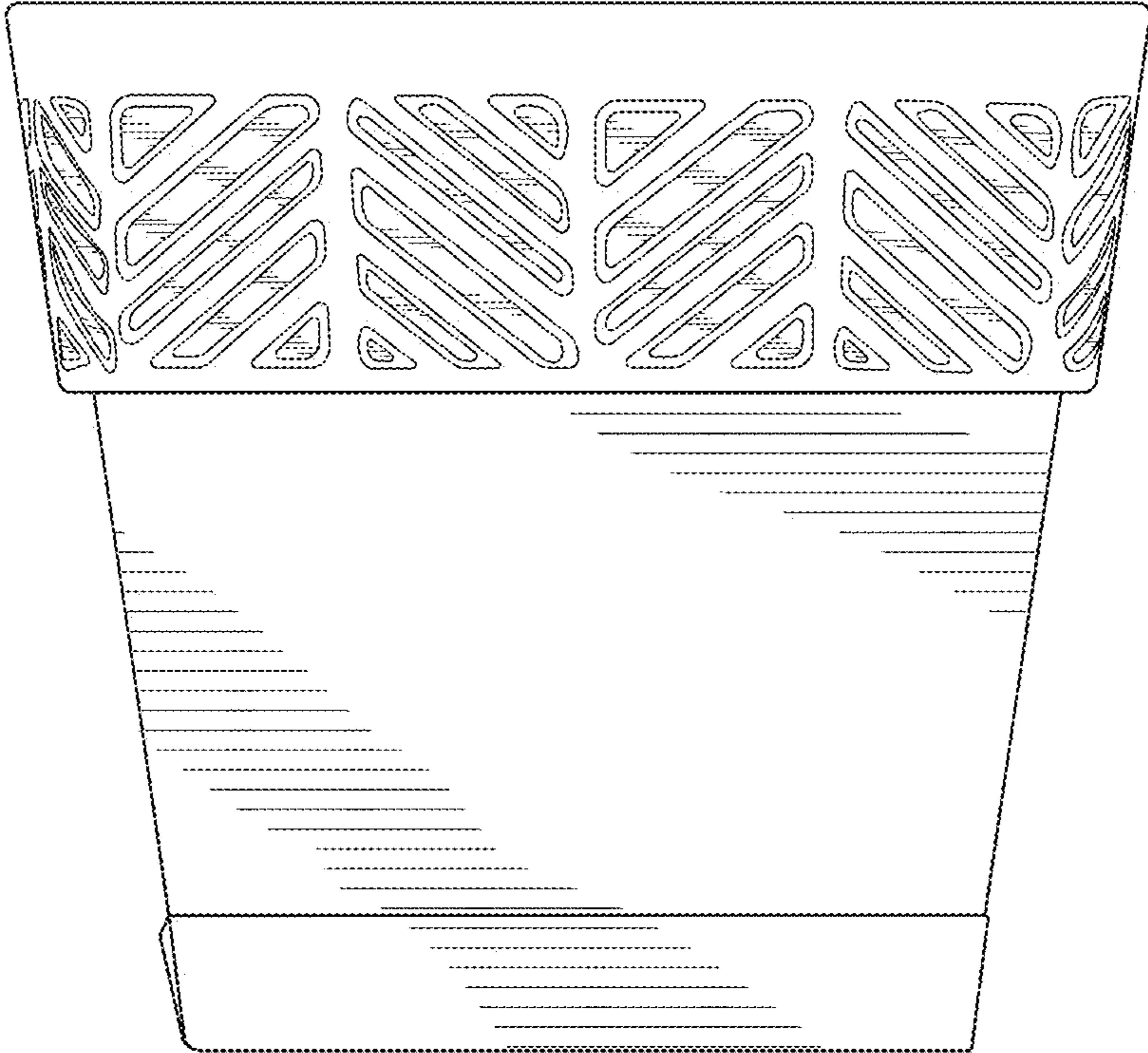


FIG. 4




FIG. 5