



US00D890626S

(12) **United States Design Patent**
Park

(10) **Patent No.:** **US D890,626 S**

(45) **Date of Patent:** **** Jul. 21, 2020**

(54) **WALL PLANTER**

(71) Applicant: **UMBRA LLC**, Buffalo, NY (US)

(72) Inventor: **Sung Wook Park**, Toronto (CA)

(73) Assignee: **Umbra LLC**, Buffalo, NY (US)

(**) Term: **15 Years**

(21) Appl. No.: **29/675,314**

(22) Filed: **Dec. 31, 2018**

(51) **LOC (12) Cl.** **11-02**

(52) **U.S. Cl.**
USPC **D11/152**

(58) **Field of Classification Search**
USPC D11/143-156, 164; D3/304; D6/403,
D6/404, 405, 556, 557, 558; D7/523,
D7/602, 630; D8/356; D9/428, 500
CPC ... A47G 7/00; A47G 7/02; A47G 7/06; A47G
7/08; A01G 5/04; A01G 9/02; A01G
9/021; A01G 9/029; A01G 9/0293; A01G
9/047
See application file for complete search history.

(56) **References Cited**

U.S. PATENT DOCUMENTS

1,812,737	A *	6/1931	Coughlin	A47G 7/06 47/41.01
1,823,732	A *	9/1931	Foster	A47G 7/06 47/41.01
D103,930	S *	4/1937	Freeman, Jr.	D11/152
2,241,463	A *	5/1941	Keller	A01G 5/04 47/39
D266,463	S *	10/1982	Scott	D6/642
D289,722	S *	5/1987	Neiser	D7/603
D305,193	S *	12/1989	Sajadieh	D7/509
D362,405	S *	9/1995	Dallimore	D11/143
D365,041	S *	12/1995	Dollinger	D11/146
D446,156	S *	8/2001	Davenport	D11/152
D463,756	S *	10/2002	Vea	D11/152

D500,703	S *	1/2005	Giampavolo	D11/146
D506,644	S *	6/2005	Poupel	D11/152
D516,947	S *	3/2006	Giampavolo	D11/146
D572,625	S *	7/2008	Doan	D11/146
D621,223	S *	8/2010	Bas	D7/603
D645,560	S *	9/2011	Green	D24/121
D654,761	S *	2/2012	Herbst	D11/146
D662,785	S *	7/2012	Kern	D32/55
D685,290	S *	7/2013	Silvera	D11/148
D746,619	S *	1/2016	Aller	A01G 9/022 D6/677
D831,533	S *	10/2018	Silvera	D11/148
D872,637	S *	1/2020	Oskoui	D11/131

(Continued)

Primary Examiner — Elizabeth A. Albert

(74) *Attorney, Agent, or Firm* — Simpson & Simpson
PLLC

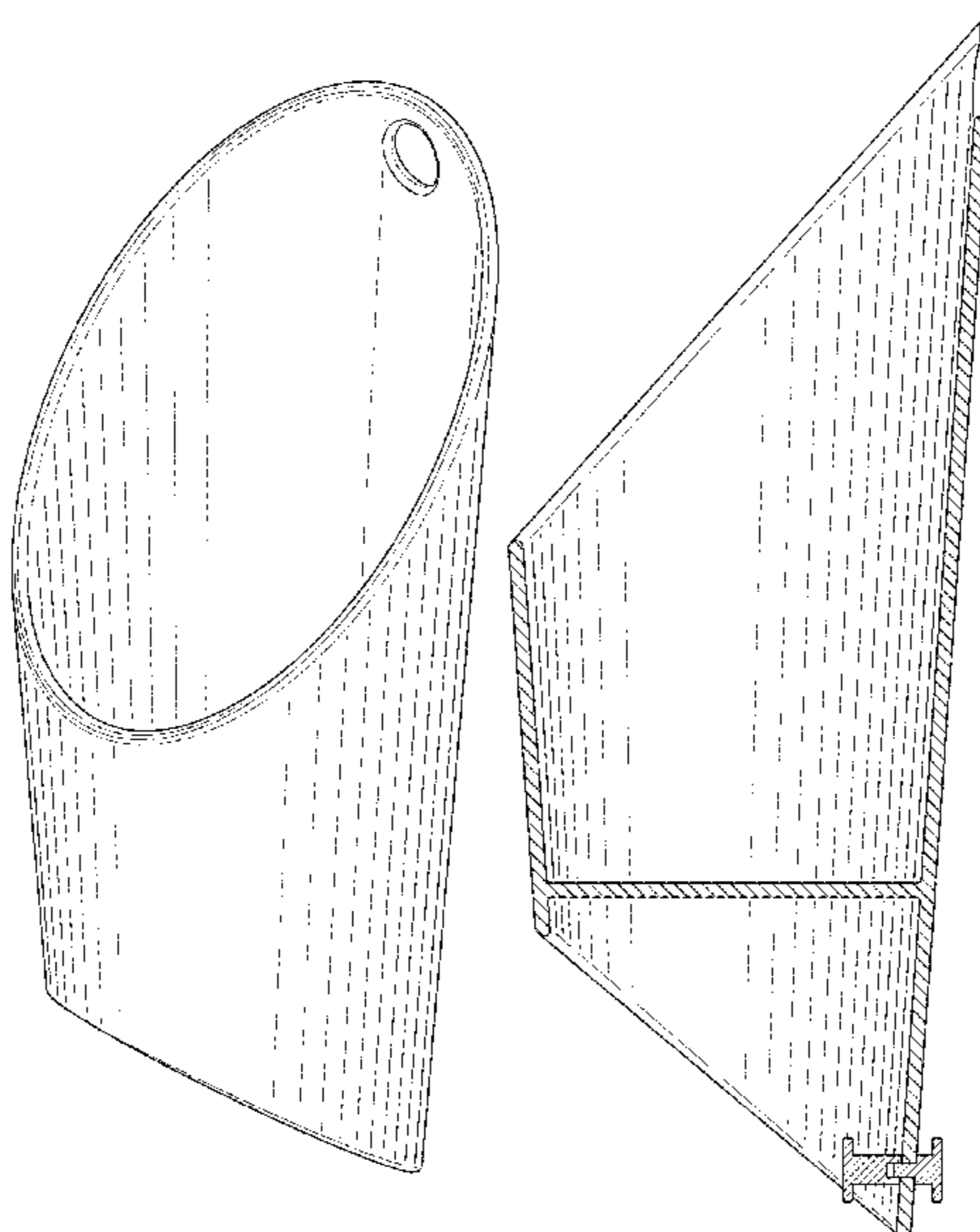
(57) **CLAIM**

The ornamental design for a wall planter, as shown and described.

DESCRIPTION

FIG. 1 is a perspective view of a wall planter showing my design;
FIG. 2 is a front elevational view of the wall planter shown in FIG. 1;
FIG. 3 is a rear elevational view of the wall planter shown in FIG. 1;
FIG. 4 is a left side elevational view of the wall planter shown in FIG. 1;
FIG. 5 is a right side elevational view of the wall planter shown in FIG. 1;
FIG. 6 is a cross-sectional view of the wall planter shown in FIG. 1, taken along the line 6-6 in FIG. 2;
FIG. 7 is a top plan view of the wall planter shown in FIG. 1; and,
FIG. 8 is a bottom plan view of the wall planter shown in FIG. 1.

1 Claim, 7 Drawing Sheets



(56)

References Cited

U.S. PATENT DOCUMENTS

2003/0005624 A1* 1/2003 Giampavolo A47F 7/0078
47/41.01

* cited by examiner

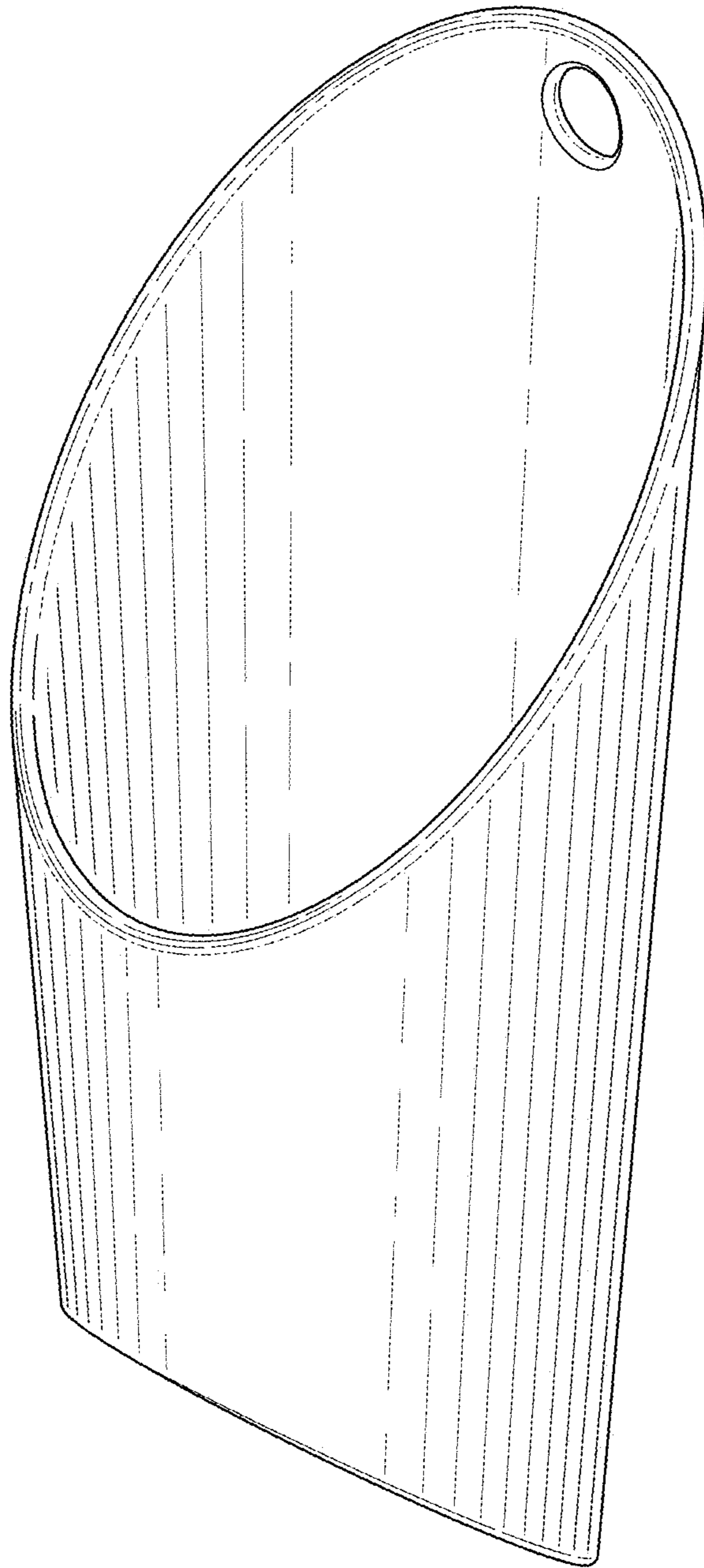


Fig. 1

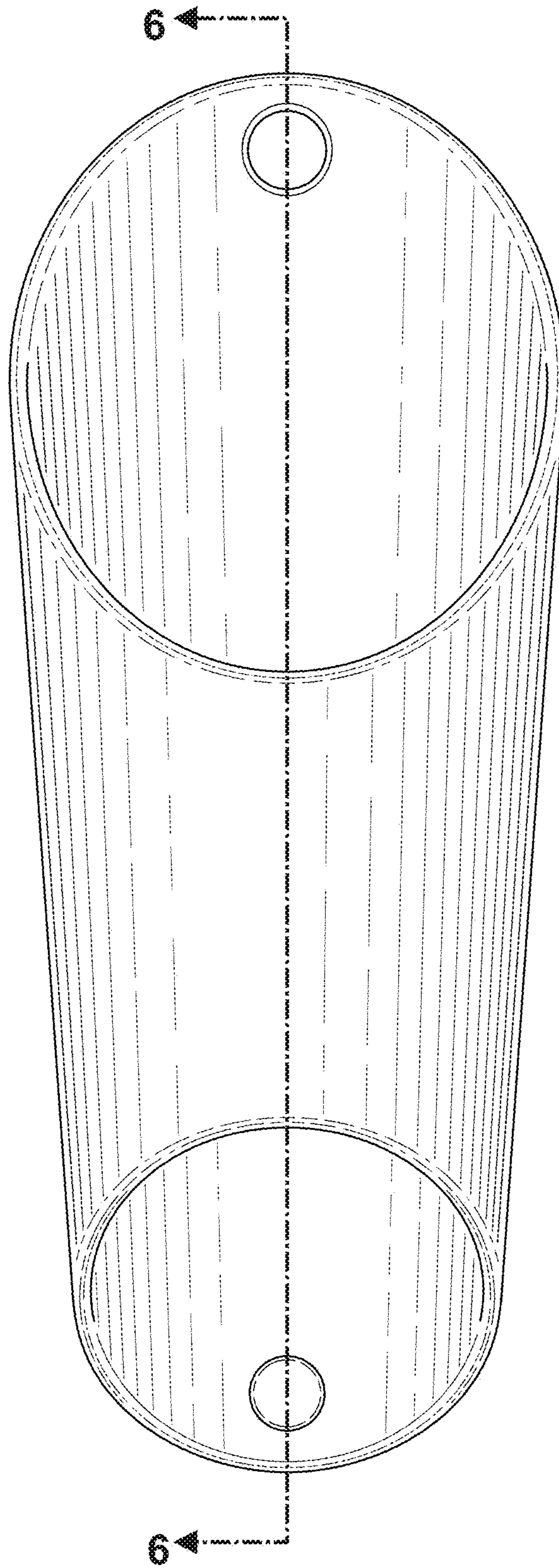


Fig. 2

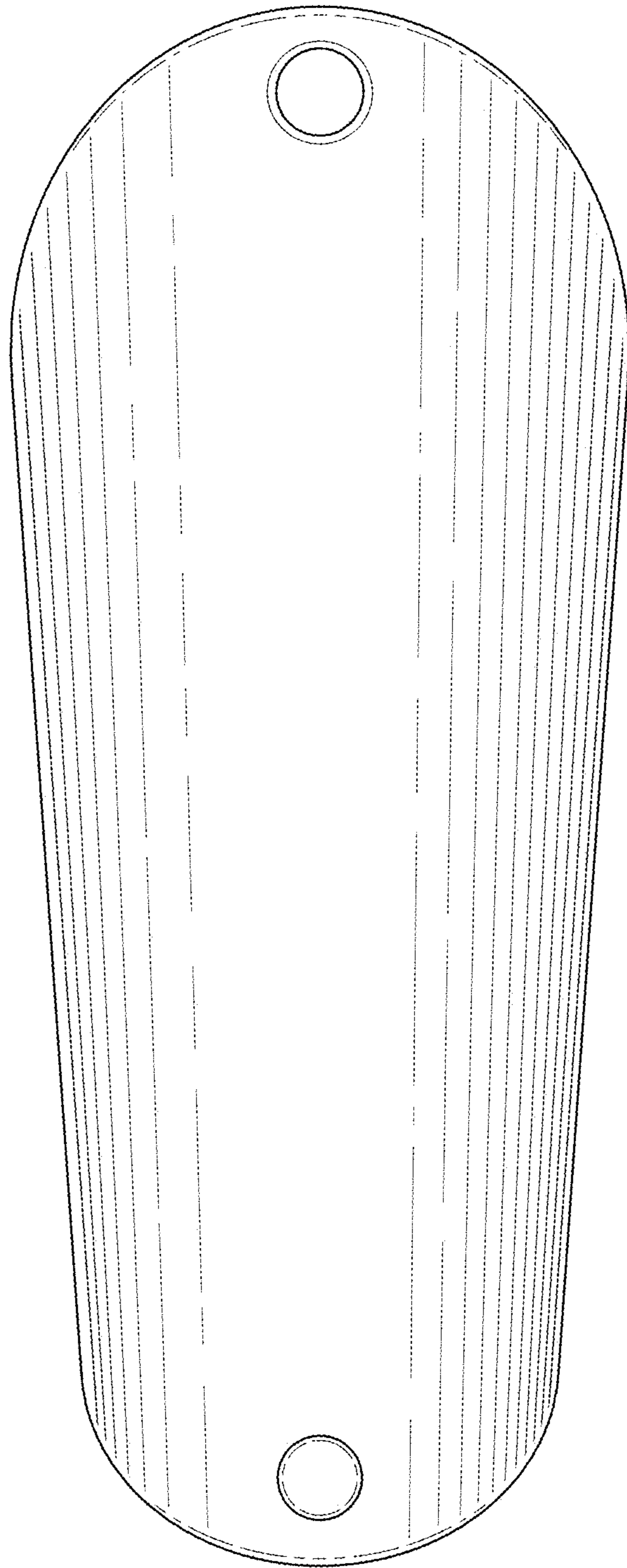


Fig. 3

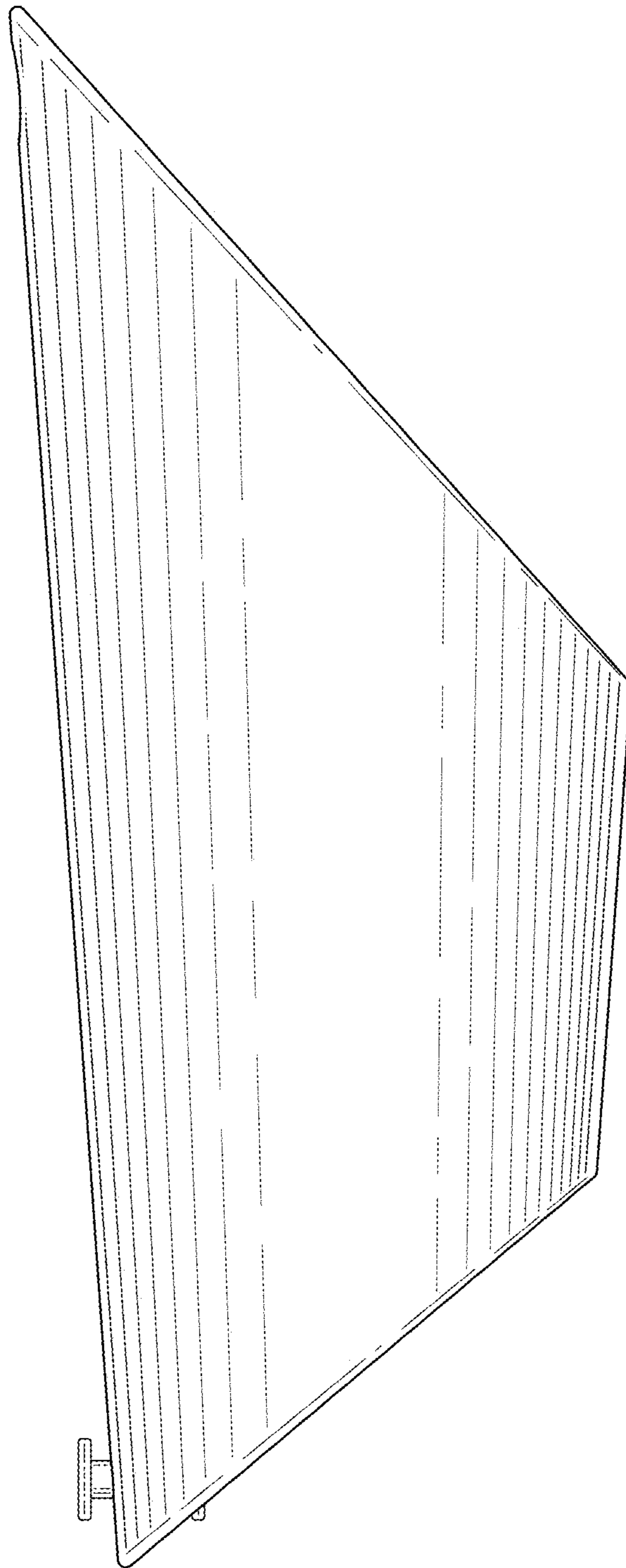


Fig. 4

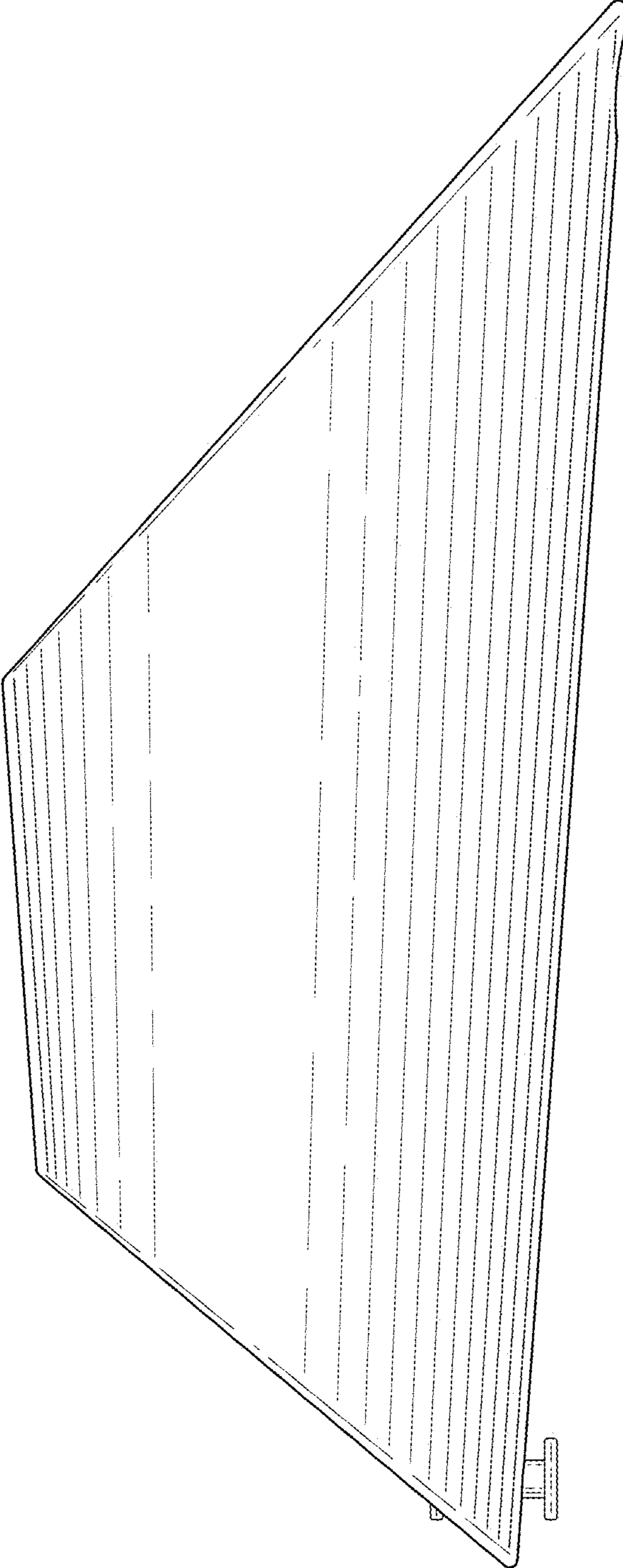


Fig. 5

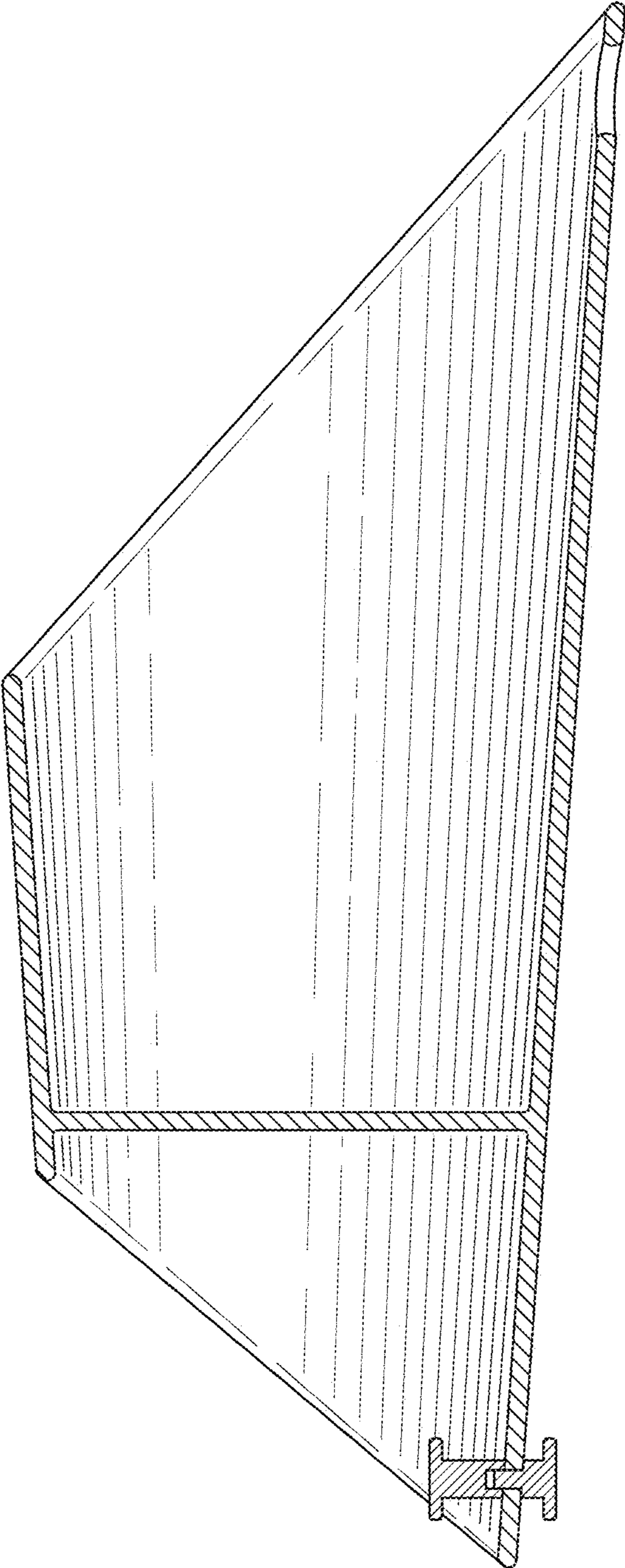


Fig. 6

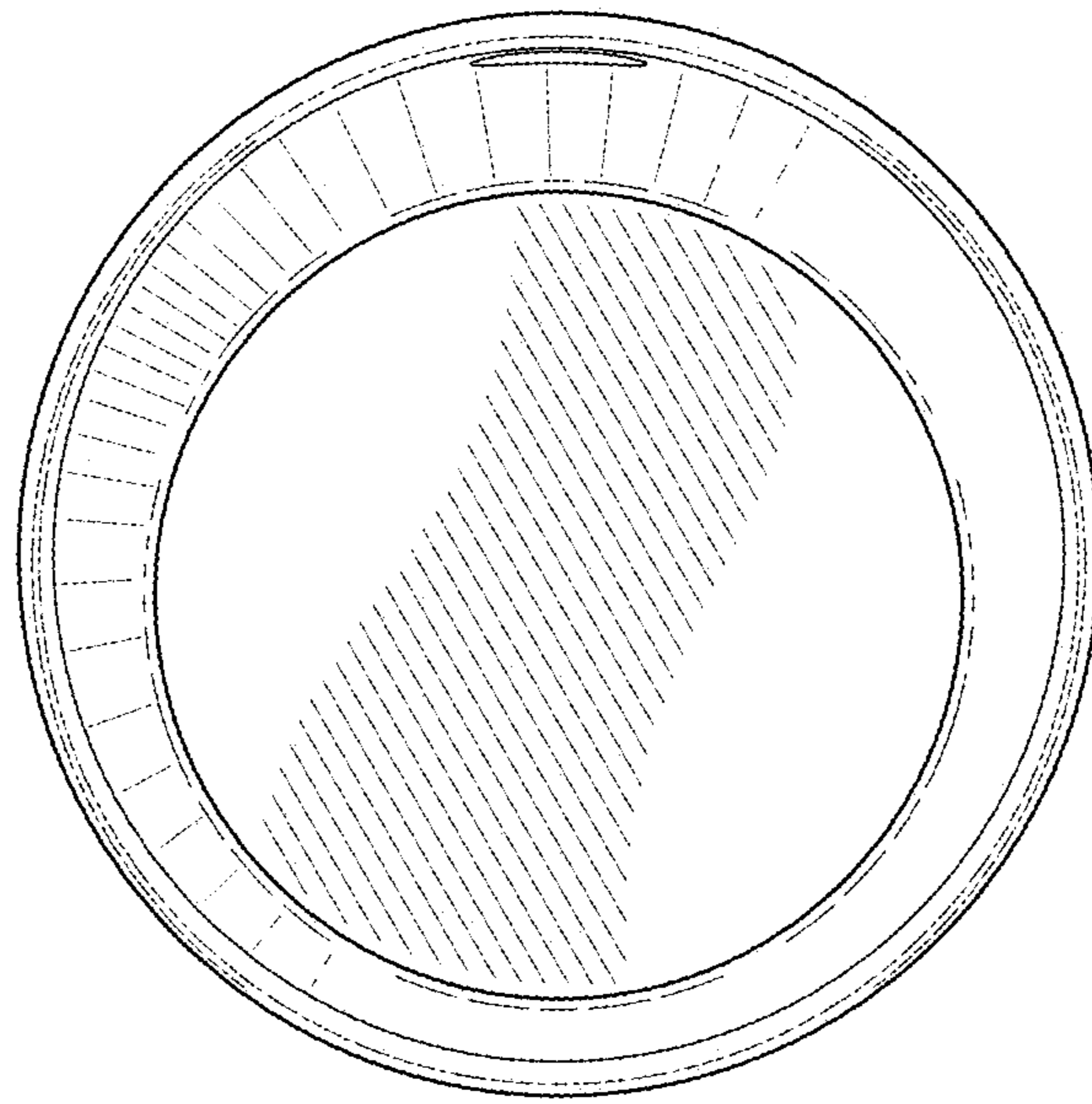


Fig. 7

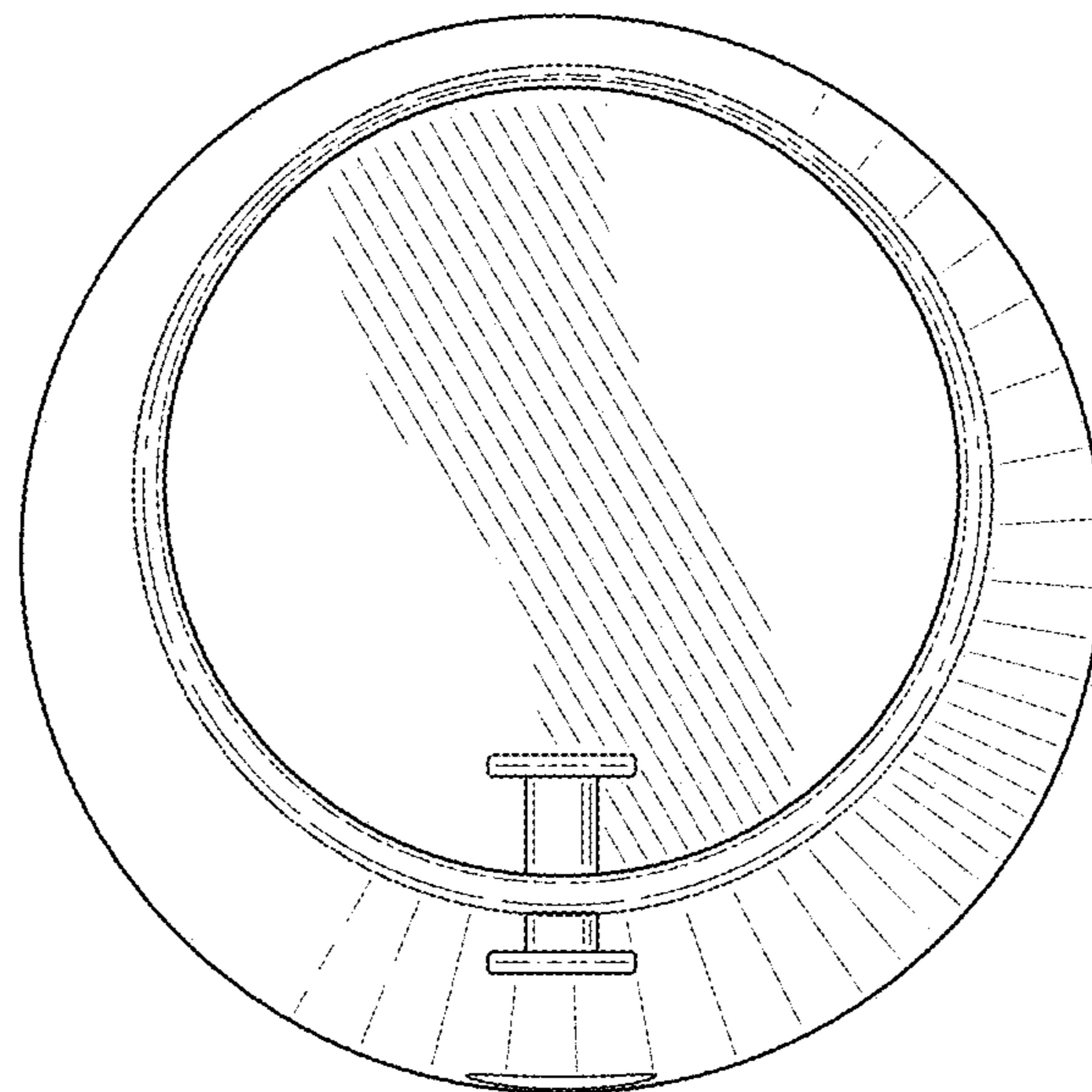


Fig. 8