



US00D890623S

(12) **United States Design Patent**
Paikin

(10) **Patent No.:** **US D890,623 S**

(45) **Date of Patent:** **** Jul. 21, 2020**

- (54) **GEMSTONE**
- (71) Applicant: **Albert Gad Ltd.**, New York, NY (US)
- (72) Inventor: **Reuven Paikin**, Windhoek (NA)
- (73) Assignee: **Albert Gad Ltd.**, New York, NY (US)
- (**) Term: **15 Years**
- (21) Appl. No.: **29/648,210**
- (22) Filed: **May 18, 2018**
- (51) **LOC (12) Cl.** **11-01**
- (52) **U.S. Cl.**
USPC **D11/90**
- (58) **Field of Classification Search**
USPC D11/1, 2, 16, 26–29, 34, 35, 36, 89–92
CPC A44C 17/00; A44C 17/001; A44C 17/002;
A44C 17/003; A44C 17/005; A44C
17/006; A44C 17/007; A44C 17/008
See application file for complete search history.

D466,436 S *	12/2002	Tolkowsky	D11/90
6,761,044 B2 *	7/2004	Samuels	A44C 17/001 63/32
D496,603 S *	9/2004	Sung	D11/90
D511,475 S *	11/2005	Hirapara	D11/90
D512,936 S *	12/2005	Sung	D11/90
D514,013 S *	1/2006	Voorn	D11/90
D569,757 S *	5/2008	Abel	D11/90
8,156,760 B2	4/2012	Gad		

* cited by examiner

Primary Examiner — Kevin K Rudzinski
Assistant Examiner — Richard Kearney
 (74) *Attorney, Agent, or Firm* — Nixon Peabody LLP

(57) **CLAIM**

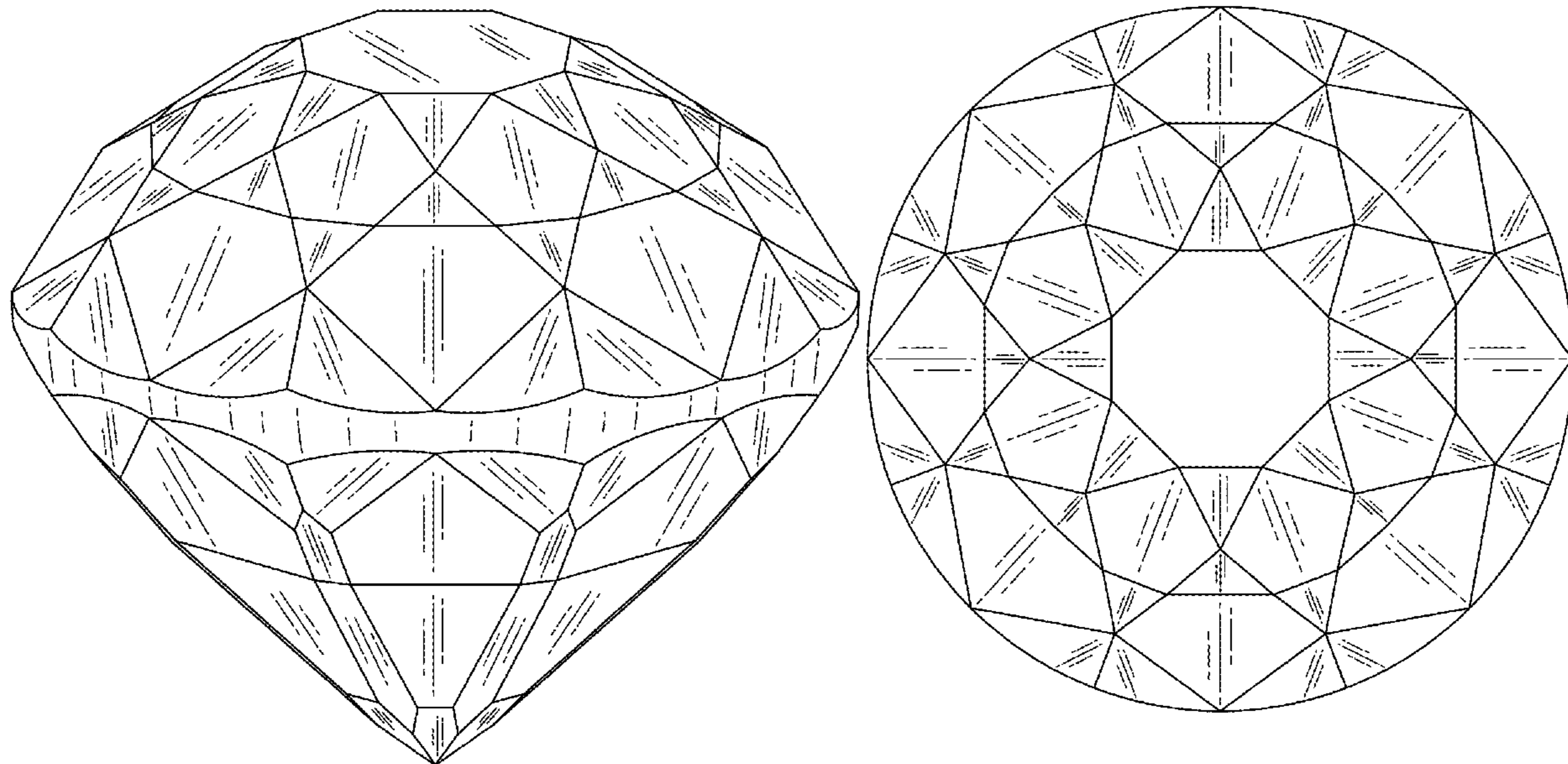
The ornamental design for a gemstone, as shown and described.

DESCRIPTION

FIG. 1 is a perspective view of a gemstone;
 FIG. 2 is an elevation view of the gemstone of FIG. 1, which is identical for the front, rear, left side, and right side of the gemstone;
 FIG. 3 is a top plan view of the gemstone of FIG. 1; and,
 FIG. 4 is a bottom plan view of the gemstone of FIG. 1.

1 Claim, 4 Drawing Sheets

- (56) **References Cited**
U.S. PATENT DOCUMENTS
D36,167 S * 12/1902 Schenck D11/90
D286,388 S * 10/1986 Ishida D11/90



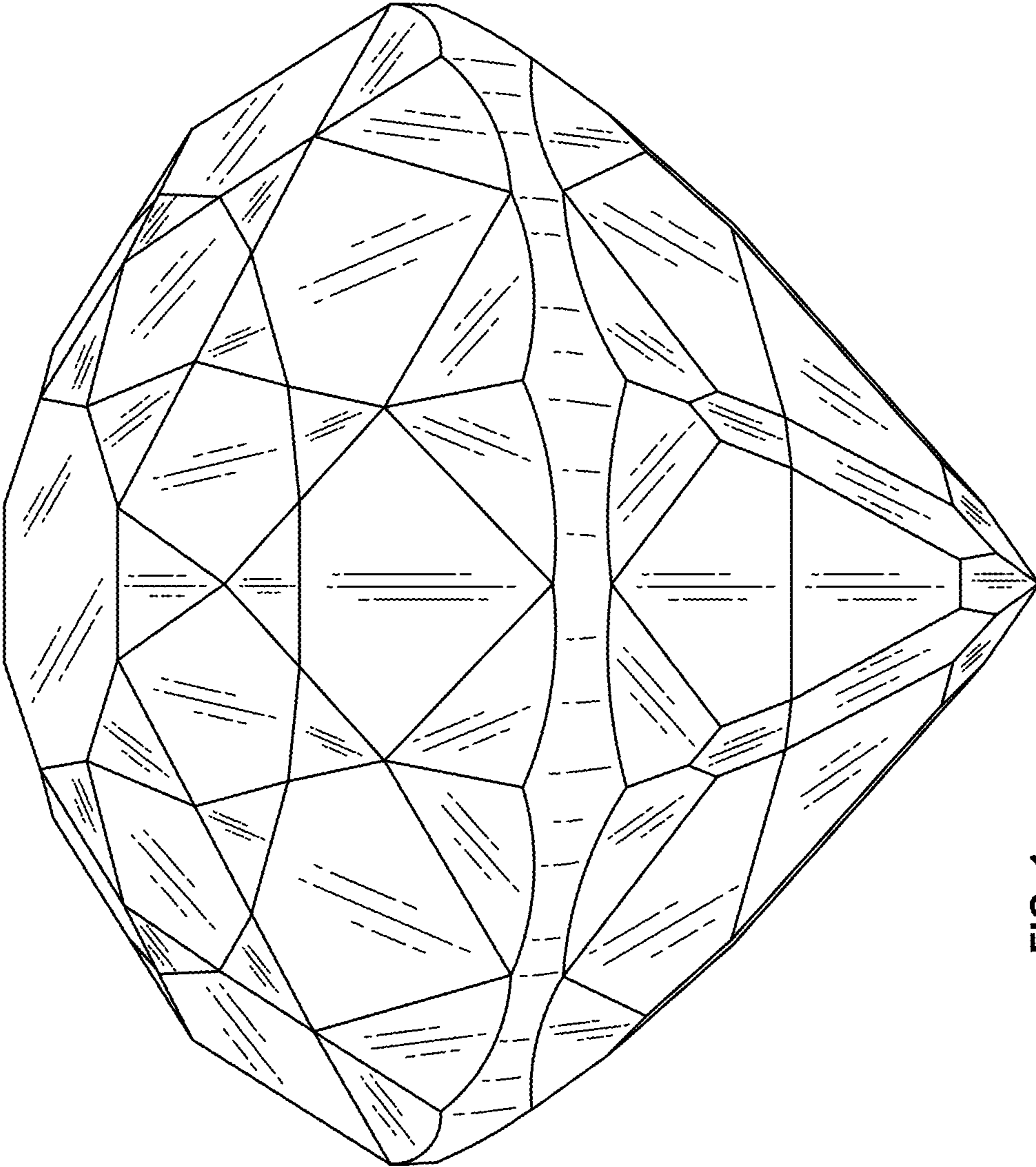


FIG. 1

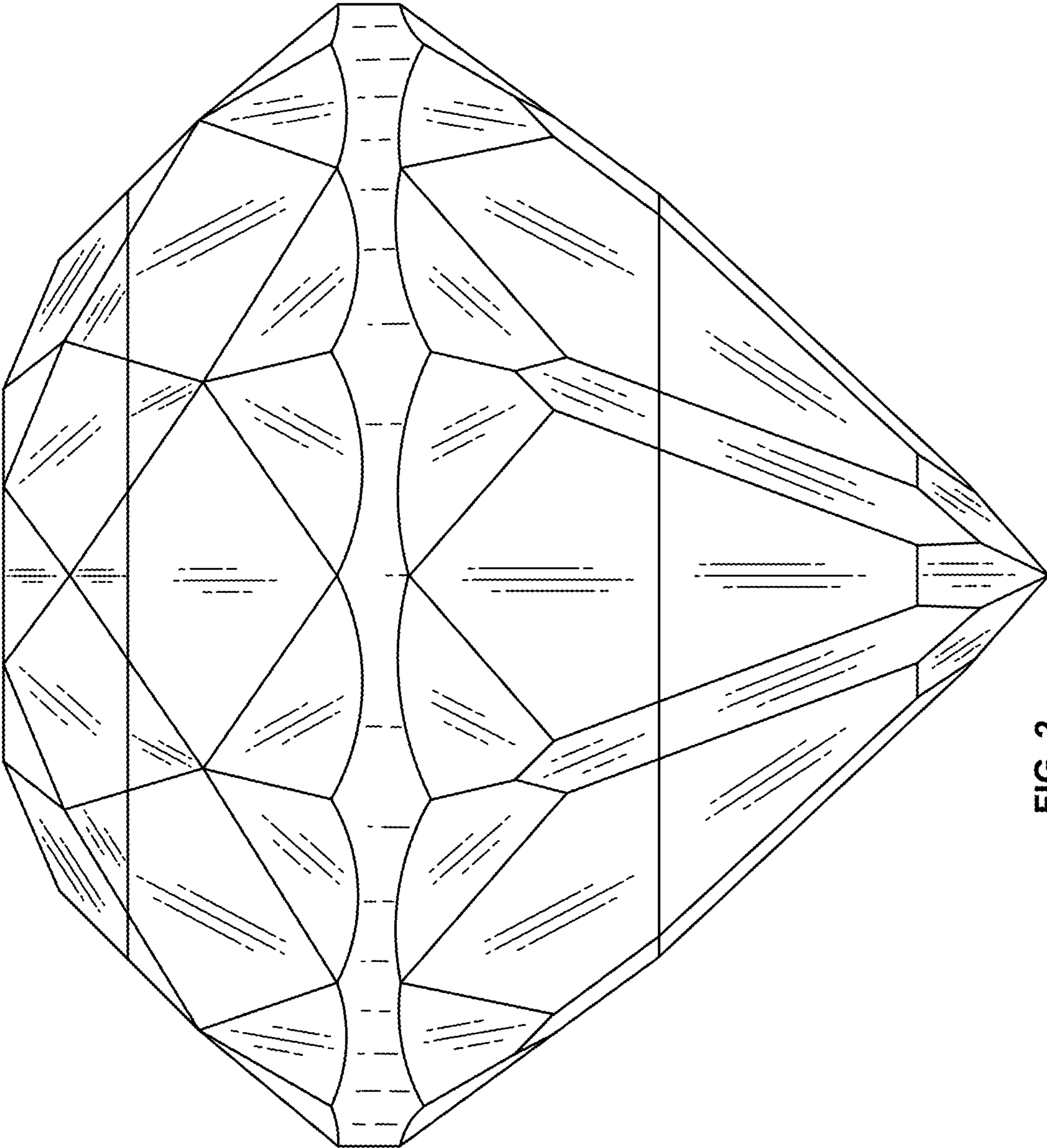


FIG. 2

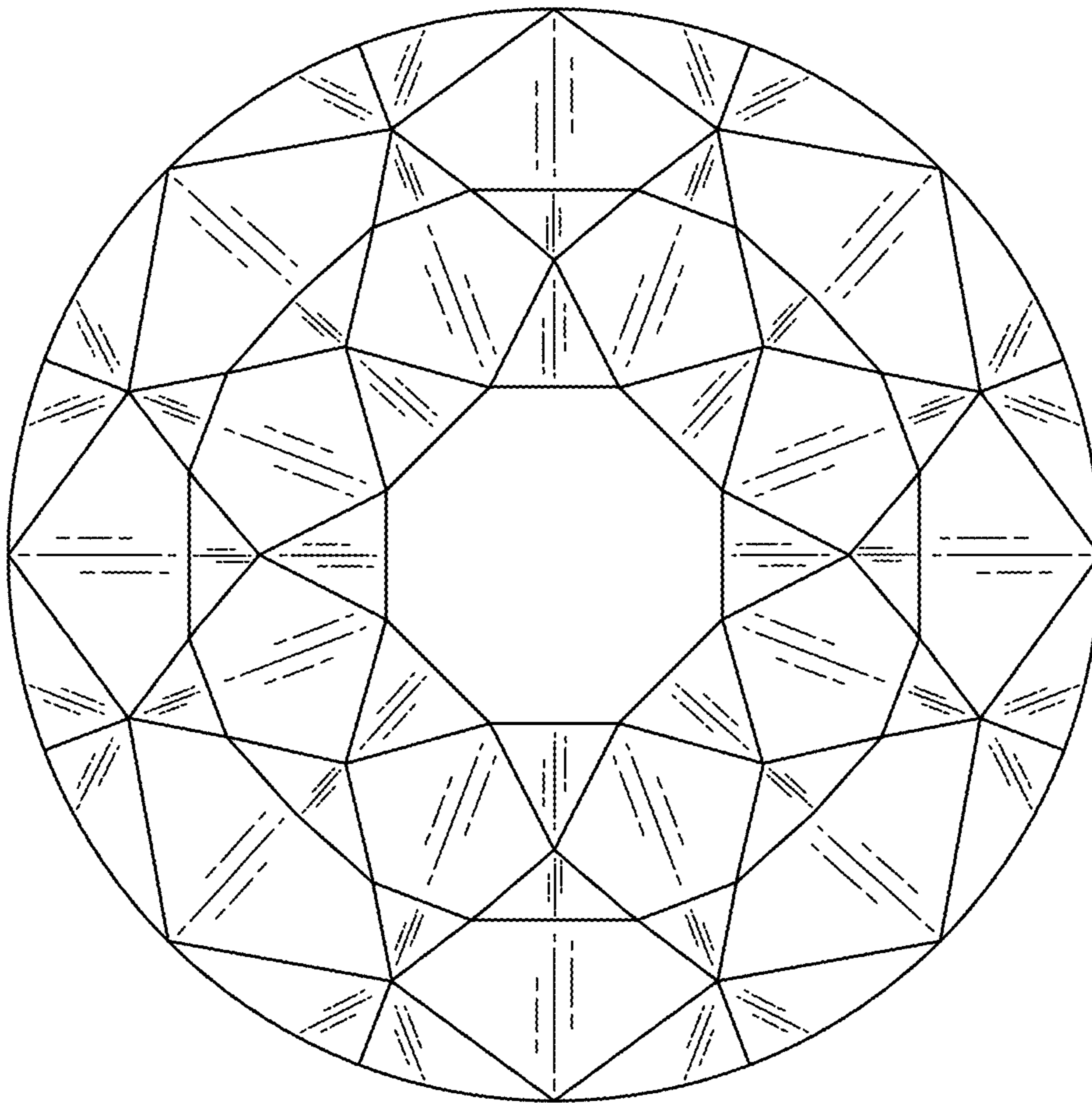


FIG. 3

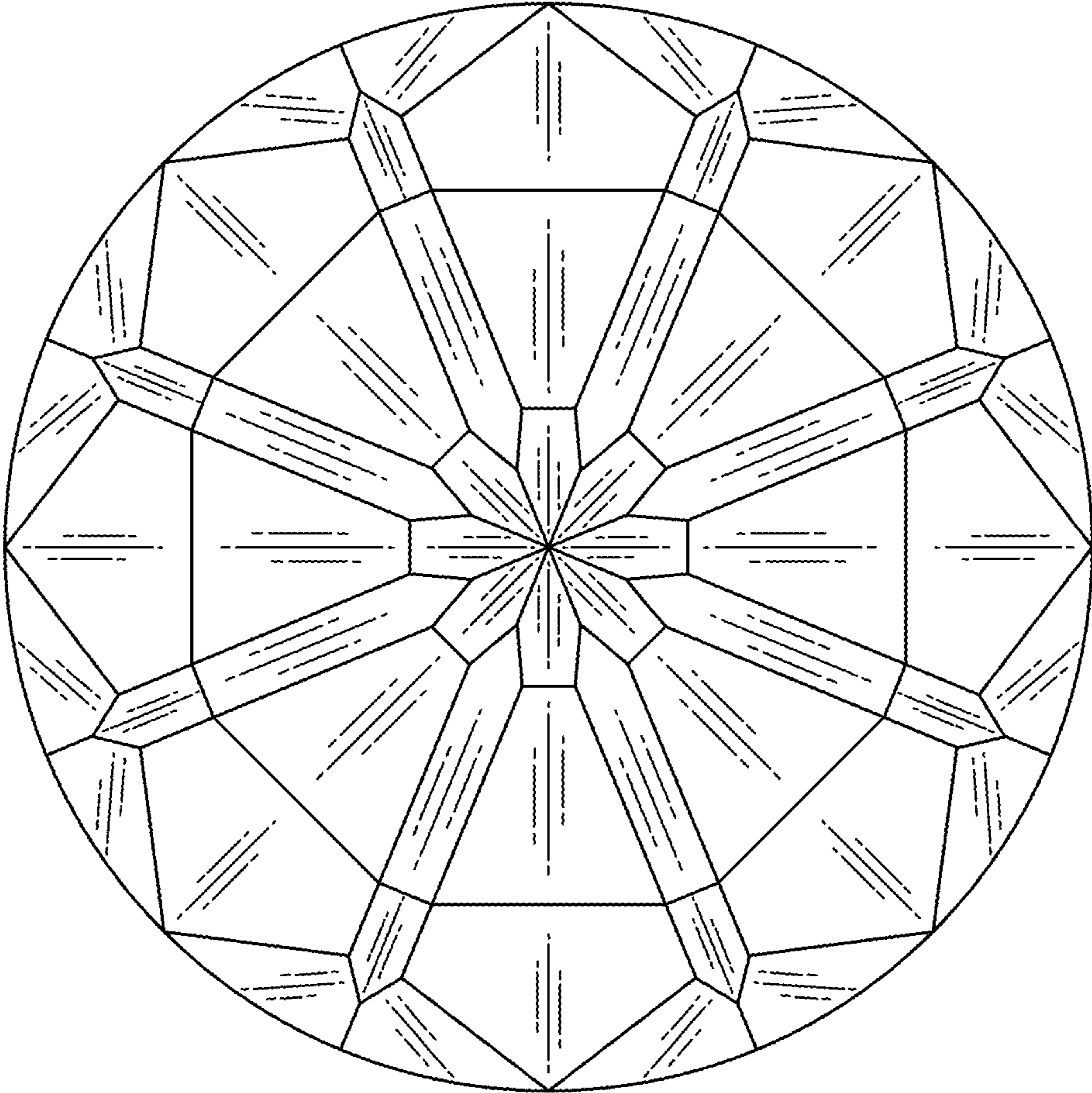


FIG. 4