



US00D890613S

(12) **United States Design Patent**  
**Kwon et al.**

(10) **Patent No.:** **US D890,613 S**  
(45) **Date of Patent:** **\*\* Jul. 21, 2020**

- (54) **BAG FOR FOOD PACKING**
- (71) Applicant: **CJ CHEILJEDANG CORPORATION**, Seoul (KR)
- (72) Inventors: **Hyuk Lyul Kwon**, Seoul (KR); **Kang Kook Lee**, Seoul (KR)
- (73) Assignee: **CJ CheilJedang Corporation**, Seoul (KR)
- (\*\*) Term: **15 Years**
- (21) Appl. No.: **29/676,836**
- (22) Filed: **Jan. 15, 2019**
- (51) **LOC (12) Cl.** ..... **09-01**
- (52) **U.S. Cl.**  
USPC ..... **D9/643; D9/707**
- (58) **Field of Classification Search**  
USPC ..... D3/270, 271.1–271.4; D9/600, 643–647, D9/702–714; 206/457, 459.5, 527; 215/381–384, 400; 229/116.1; 383/66, 383/88, 101, 123  
CPC ..... B65D 5/42; B65D 5/4208; B65D 81/30; B65D 81/60; B65D 81/365; B65D 81/366; B65D 81/368; B65D 2203/00; B65D 2203/02; B65D 67/00; B65D 5/75; B65D 1/0223; B65D 79/00; B65D 33/02; B65D 33/04; A63H 81/16  
See application file for complete search history.

D764,302 S *	8/2016	Lee	.....	D9/643
D764,925 S *	8/2016	Lee	.....	D9/643
D764,927 S *	8/2016	Kwon	.....	D9/643
D800,574 S *	10/2017	Kim	.....	D9/643
D800,575 S *	10/2017	Na	.....	D9/643
D817,773 S *	5/2018	Kim	.....	D9/643
D826,064 S *	8/2018	Kim	.....	D9/643
D833,295 S *	11/2018	Song	.....	D9/643
D836,453 S *	12/2018	Song	.....	D9/643
D840,244 S *	2/2019	Song	.....	D9/643
D858,303 S *	9/2019	Kim	.....	D9/643
D858,304 S *	9/2019	Kim	.....	D9/643
D859,174 S *	9/2019	Lee	.....	D9/643

\* cited by examiner

*Primary Examiner* — Sandra L Morris

(74) *Attorney, Agent, or Firm* — Leydig, Voit & Mayer, Ltd.

(57) **CLAIM**

The ornamental design for a bag for food packing, as shown and described.

**DESCRIPTION**

The patent or application file contains at least one drawing executed in color. Copies of this patent or patent application publication with color drawing(s) will be provided by the Office upon request and payment of the necessary fee.

FIG. 1 is a perspective view of a bag for food packing showing our new design.

FIG. 2 is a front view thereof;

FIG. 3 is a rear view thereof;

FIG. 4 is a left side view thereof;

FIG. 5 is a right side view thereof;

FIG. 6 is a top view thereof; and,

FIG. 7 is a bottom view thereof.

(56) **References Cited**

**U.S. PATENT DOCUMENTS**

D572,597 S *	7/2008	Rim	.....	D9/643
D693,230 S *	11/2013	Seo	.....	D9/643
D711,245 S *	8/2014	Lee	.....	D9/643
D756,767 S *	5/2016	Kwon	.....	D9/643

**1 Claim, 7 Drawing Sheets**  
**(7 of 7 Drawing Sheet(s) Filed in Color)**








FIG. 1






FIG. 2



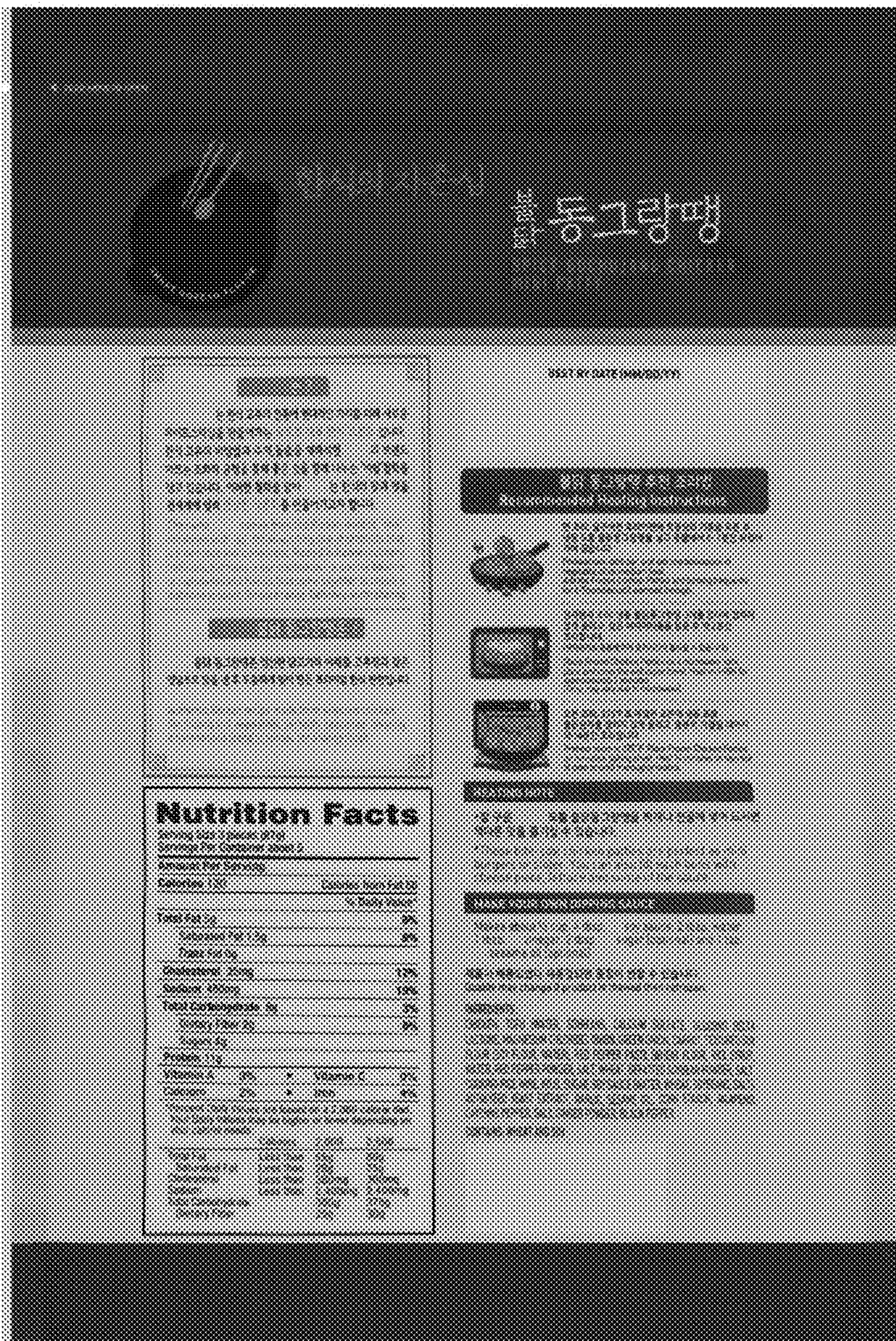


FIG. 3





FIG. 4



FIG. 5



FIG. 6




FIG. 7