



US00D890578S

(12) **United States Design Patent**
Glesser

(10) **Patent No.:** **US D890,578 S**
(45) **Date of Patent:** **** Jul. 21, 2020**

(54) **FIXED BLADE KNIFE**
(71) Applicant: **Spyderco, Inc.**, Golden, CO (US)
(72) Inventor: **Louis Sal Glesser**, Evergreen, CO (US)
(73) Assignee: **Spyderco, Inc.**, Golden, CO (US)
(**) Term: **15 Years**
(21) Appl. No.: **29/665,591**
(22) Filed: **Oct. 4, 2018**
(51) **LOC (12) Cl.** **07-03**
(52) **U.S. Cl.**
USPC **D7/649; D7/401.2**
(58) **Field of Classification Search**
USPC D7/393-395, 401.2, 642-652, 693,
D7/695-696; D8/93, 97-100, 107, 300,
D8/321; D22/117-118
CPC A01B 1/20; A01B 1/22; A22C 25/006;
A47G 21/02; A47G 21/06; A47G 21/065;
A61B 17/3211; A61B 17/3213; B21D
53/64; B25G 3/36; B26B 1/00; B26B
1/08; B26B 1/10; B26B 3/00; B26B 3/02;
B26B 3/03; B26B 3/04; B26B 3/06;
B26B 5/00;
(Continued)


(56) **References Cited**
U.S. PATENT DOCUMENTS
D99,855 S * 6/1936 Coughlan D7/650
D416,440 S * 11/1999 Juhlin D7/401.2
(Continued)

OTHER PUBLICATIONS
Notice of Allowance with English Translation for China Patent
Application No. 201930147796.7, dated May 16, 2019 4 pages.
Primary Examiner — Ricky Pham
(74) *Attorney, Agent, or Firm* — Sheridan Ross P.C.

(57) **CLAIM**
The ornamental design for a fixed blade knife, as shown and
described.

DESCRIPTION
FIG. 1 is a perspective view of the fixed blade knife;
FIG. 2 is a front elevation view thereof;
FIG. 3 is a rear elevation view thereof;
FIG. 4 is a left elevation view thereof;
FIG. 5 is a right elevation view thereof;
FIG. 6 is a top plan view thereof;
FIG. 7 is a bottom plan view thereof;
FIG. 8 is a cross-sectional view taken at line 8-8 of FIG. 2;
FIG. 9 is a cross-sectional view taken at line 9-9 of FIG. 2;
FIG. 10 is a cross-sectional view taken at line 10-10 of FIG.
2;
FIG. 11 is a perspective view of an alternative embodiment
of a fixed blade knife;
FIG. 12 is a front elevation view of the fixed blade knife of
FIG. 11;
FIG. 13 is a rear elevation view of the fixed blade knife of
FIG. 11;
FIG. 14 is a left elevation view of the fixed blade knife of
FIG. 11;
FIG. 15 is a right elevation view of the fixed blade knife of
FIG. 11;
FIG. 16 is a top plan view of the fixed blade knife of FIG.
11;
FIG. 17 is a bottom plan view of the fixed blade knife of
FIG. 11;
FIG. 18 is a cross-sectional view taken at line 18-18 of FIG.
12;
FIG. 19 is a cross-sectional view taken at line 19-19 of FIG.
12; and,
FIG. 20 is a cross-sectional view taken at line 20-20 of FIG.
12.
The broken lines depict portions of the fixed blade knife in
which the design is embodied that are not considered part of
the claimed design.

1 Claim, 10 Drawing Sheets



(58) **Field of Classification Search**

CPC B26B 5/001; B26B 5/007; B26B 7/00;
B26B 7/005; B26B 9/00; B26B 9/02;
B26B 11/00; B26B 11/006; B26B 17/00;
B26B 17/006; B26B 29/02

See application file for complete search history.

(56) **References Cited**

U.S. PATENT DOCUMENTS

| | | | | |
|-----------|------|---------|-----------------|----------------------|
| 6,560,877 | B2 * | 5/2003 | Sanelli | A47G 21/02 30/147 |
| D496,563 | S * | 9/2004 | Marsden | D7/650 |
| D587,963 | S | 3/2009 | Elsener | |
| D633,345 | S * | 3/2011 | Ranieri | D7/649 |
| D643,258 | S * | 8/2011 | Spiegel | D7/649 |
| D643,263 | S * | 8/2011 | Spiegel | D7/649 |
| D706,085 | S * | 6/2014 | Tarrerias | D7/649 |
| D732,901 | S * | 6/2015 | Shahani | D7/401.2 |
| D773,887 | S * | 12/2016 | Berger | D7/401.2 |
| D792,154 | S * | 7/2017 | Berger | D7/401.2 |
| D825,262 | S * | 8/2018 | Bae | D7/401.2 |
| D854,373 | S * | 7/2019 | Thompson | D7/401.2 |

* cited by examiner

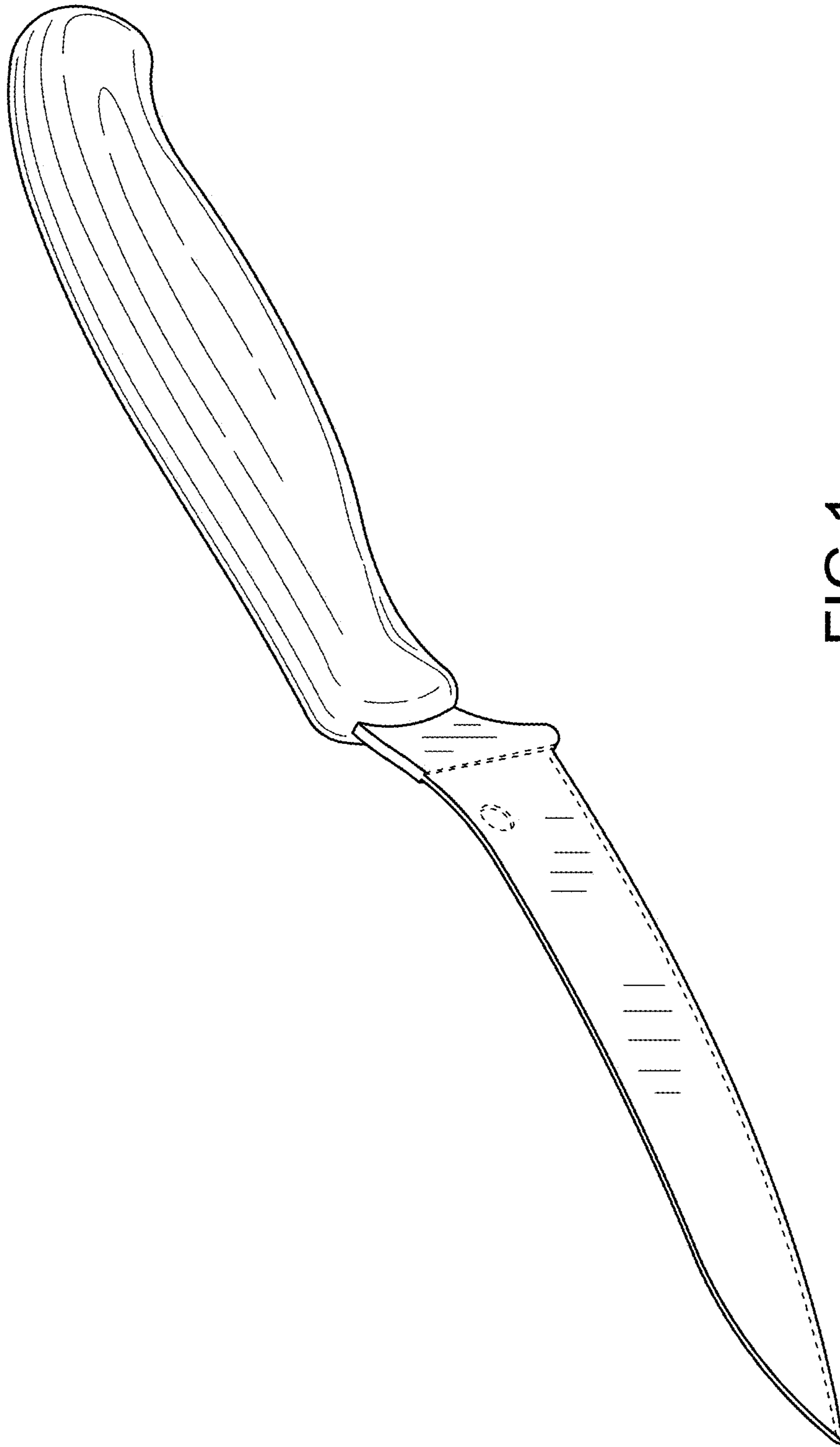


FIG. 1

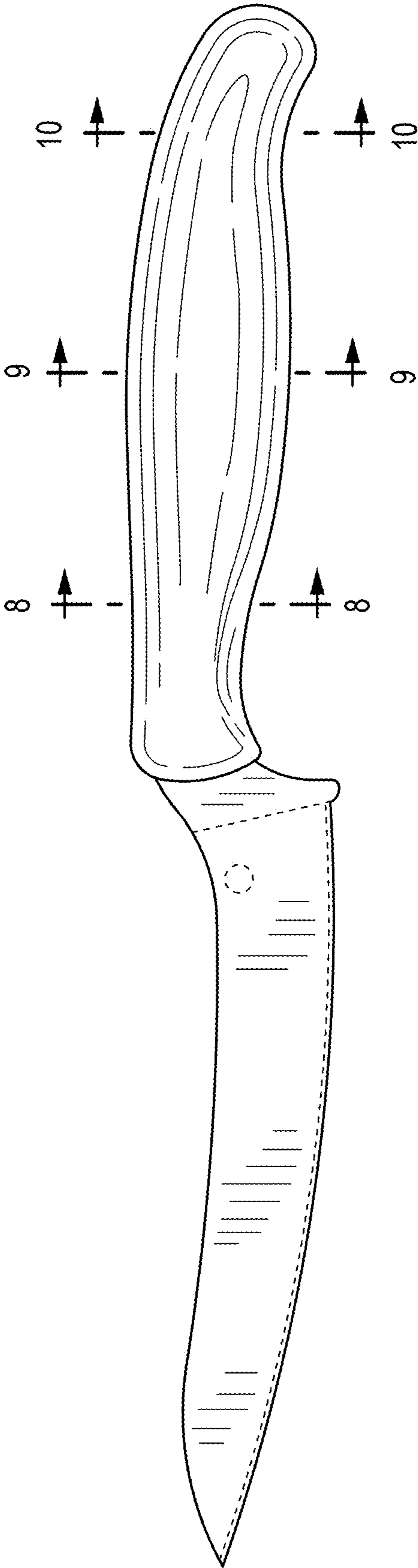


FIG. 2

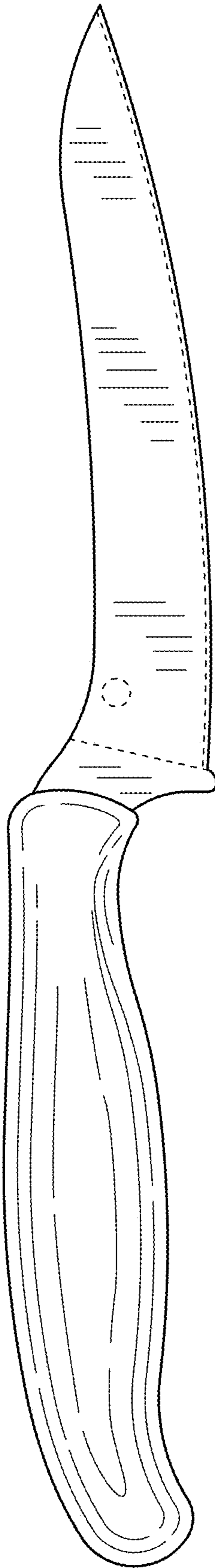


FIG. 3




FIG. 4




FIG. 5




FIG. 6



FIG. 7

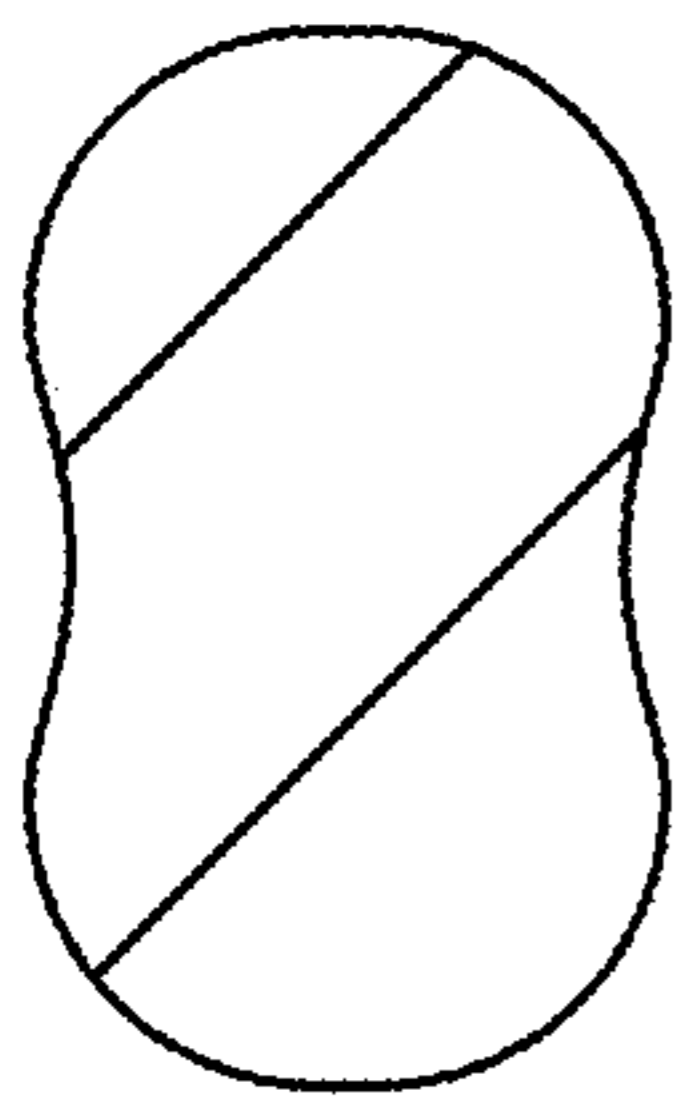


FIG. 8

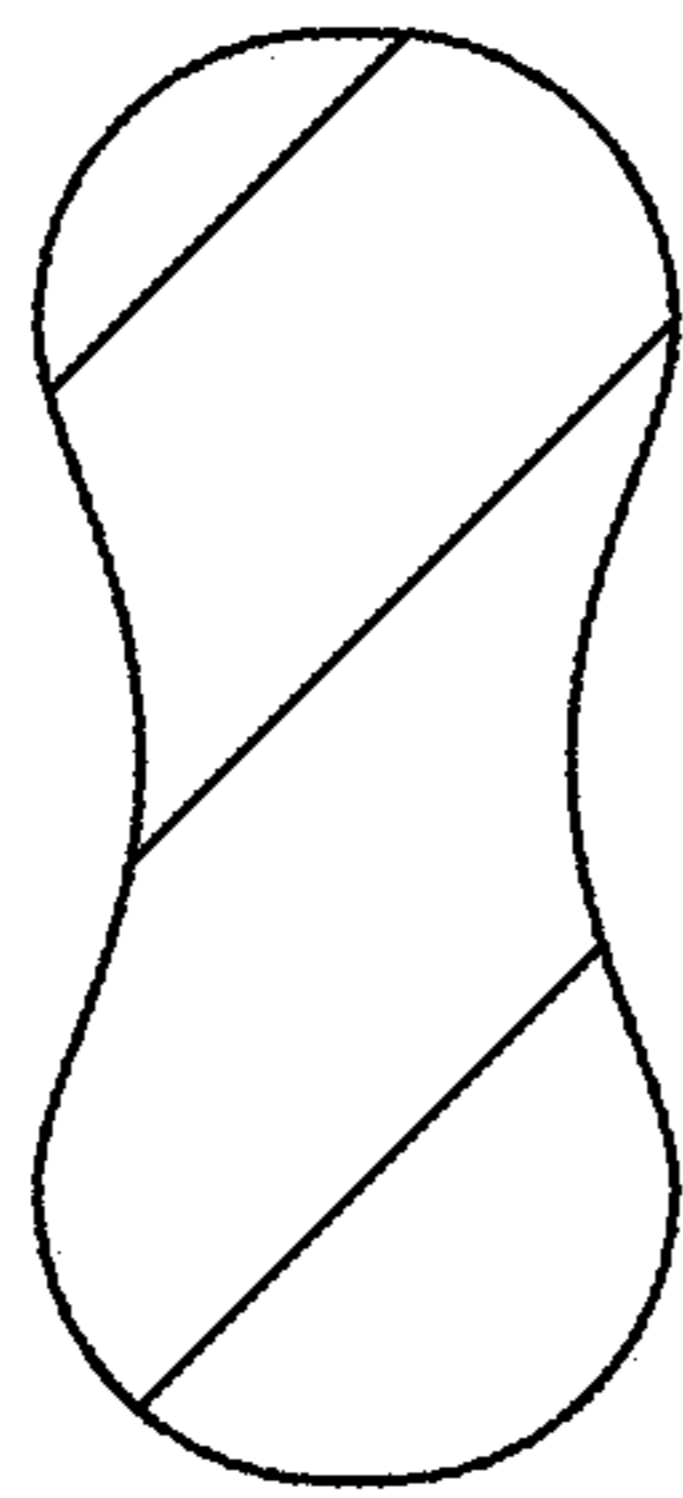


FIG. 9

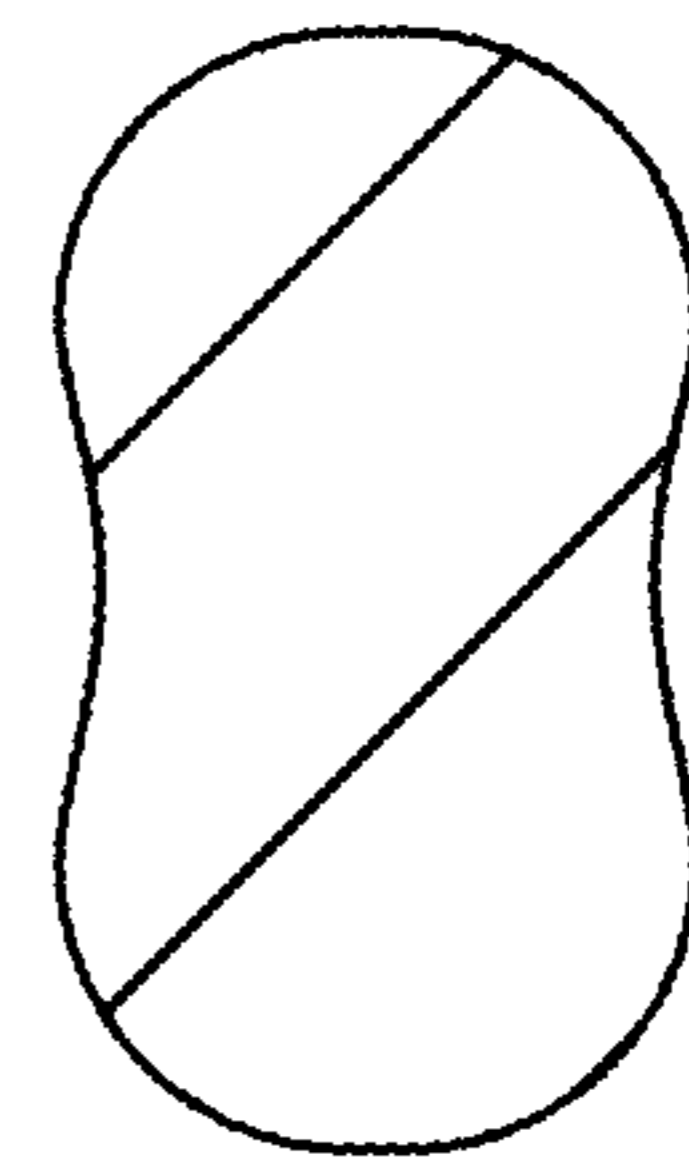


FIG. 10

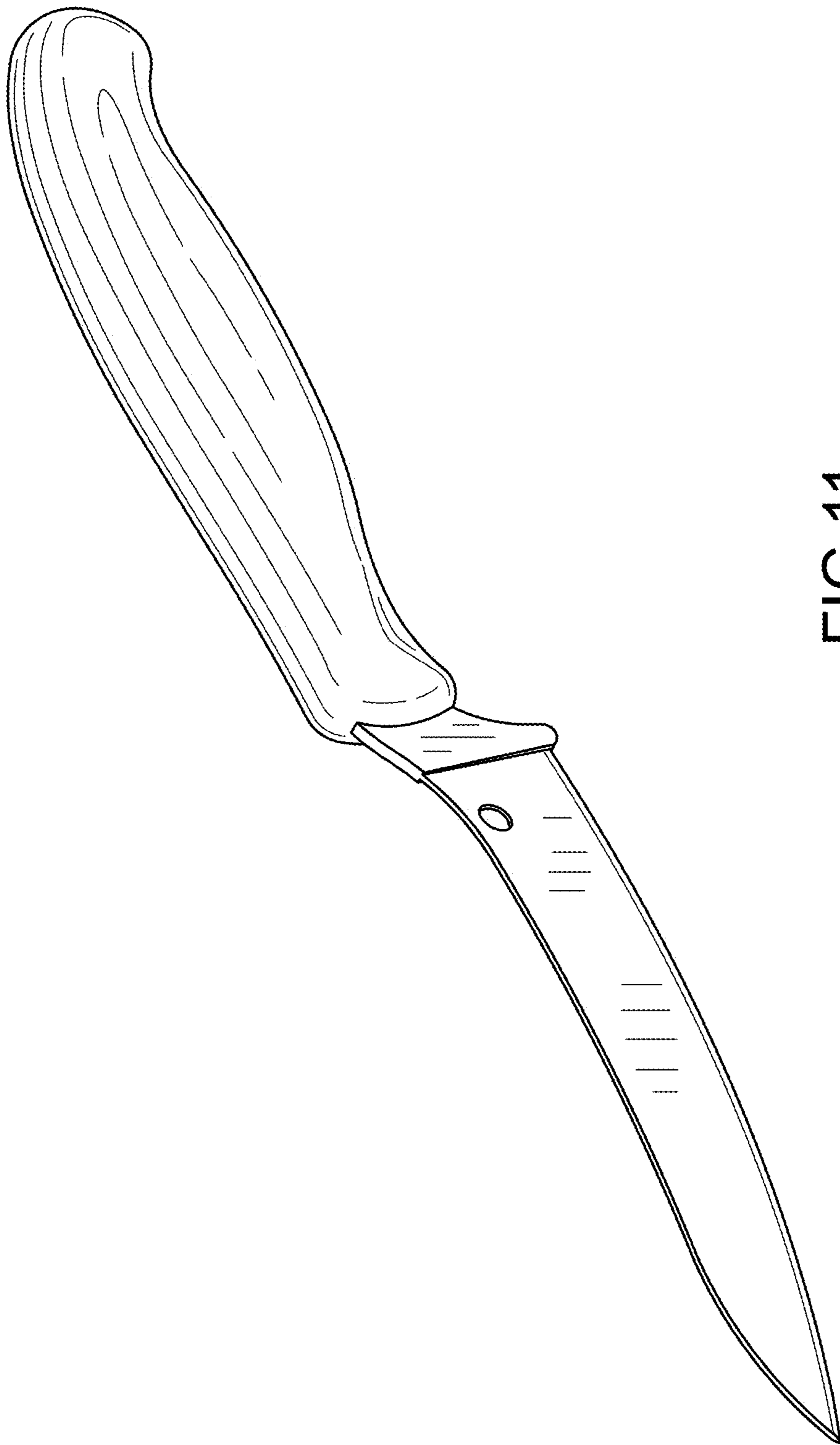


FIG.11

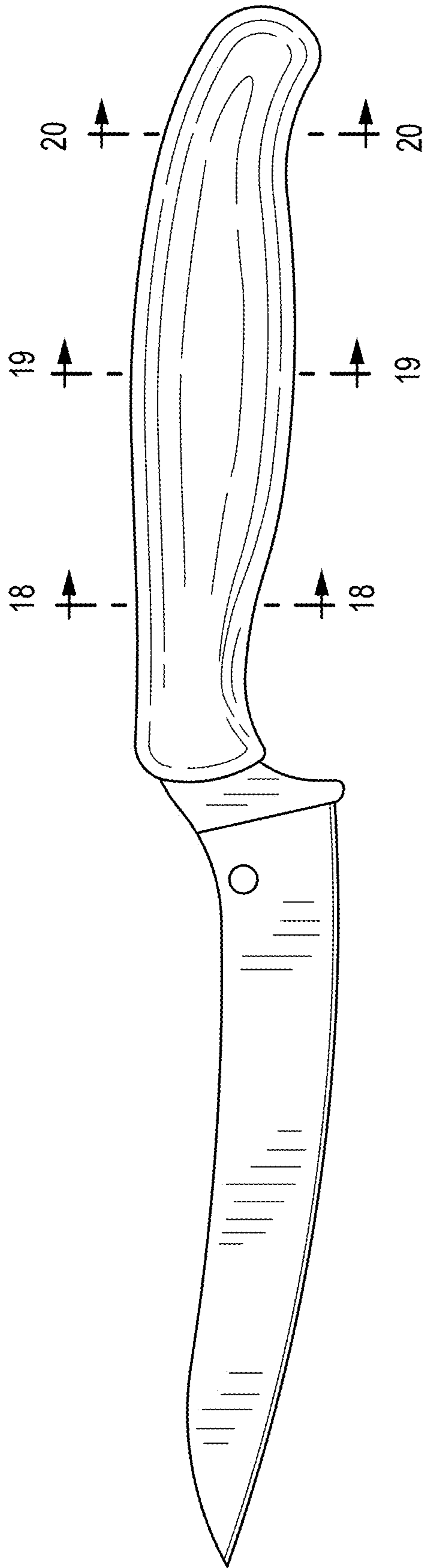


FIG.12

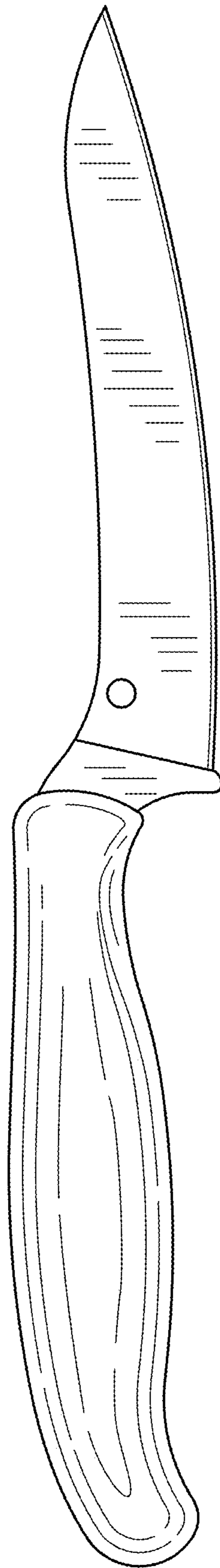


FIG.13

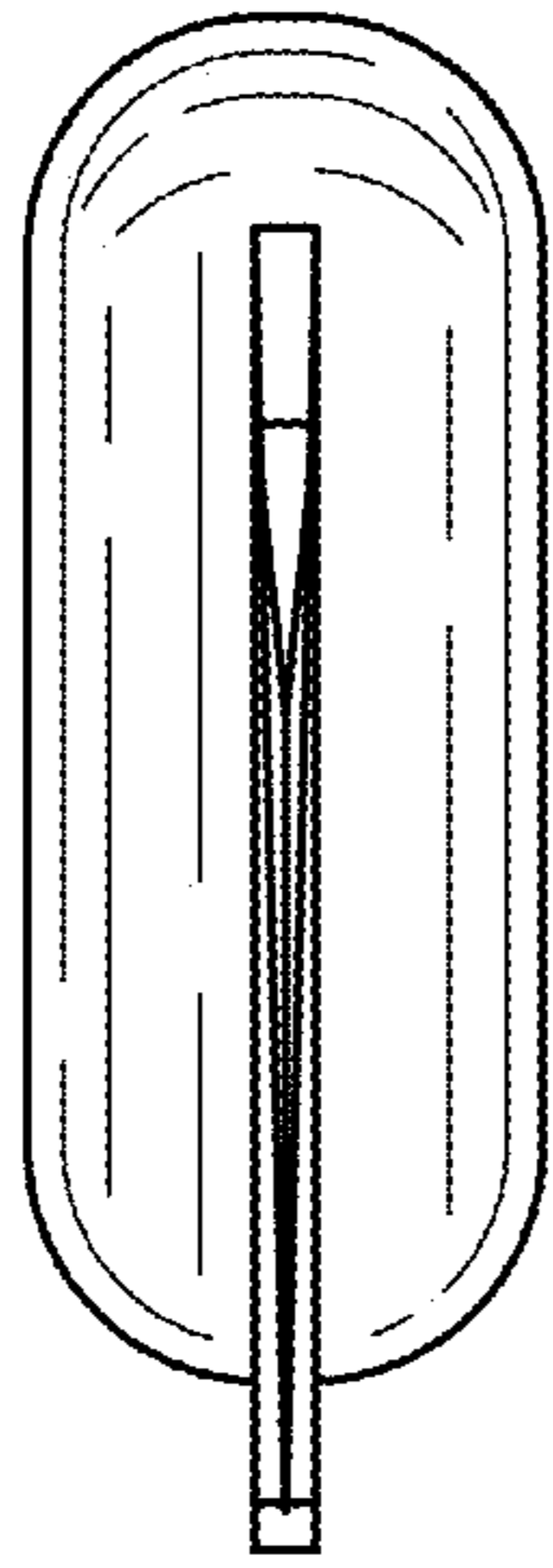


FIG. 14

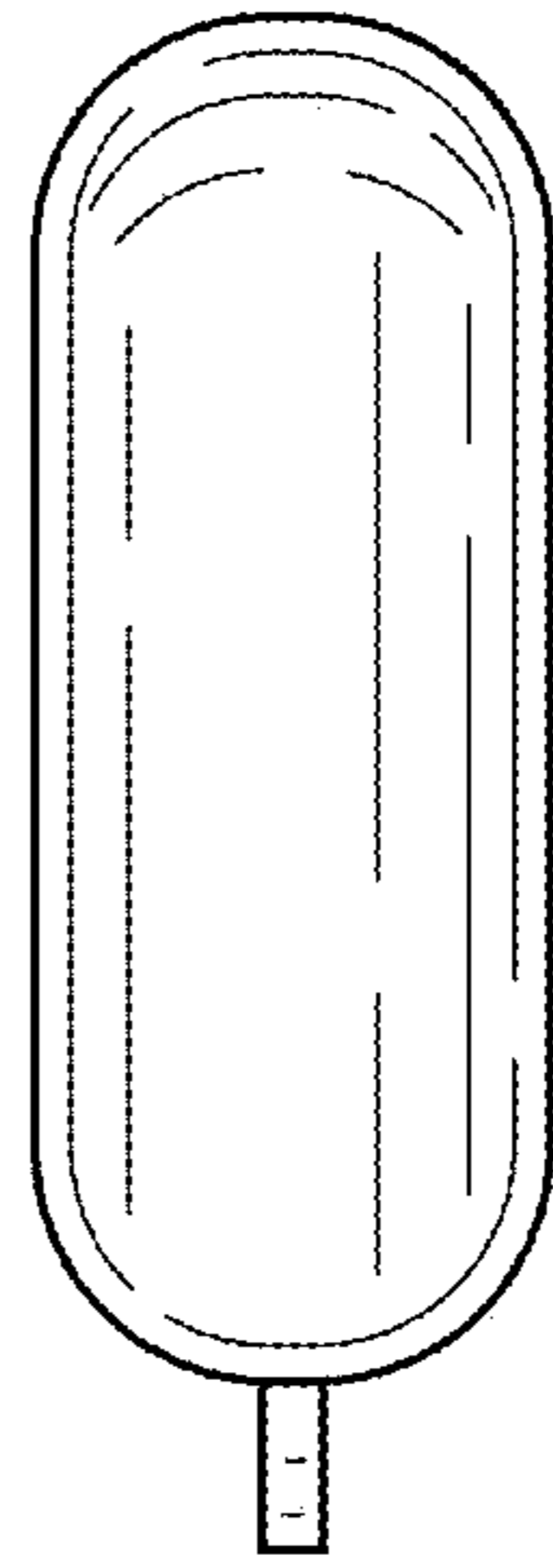


FIG. 15

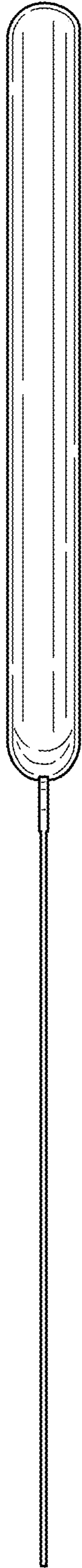


FIG. 16




FIG. 17

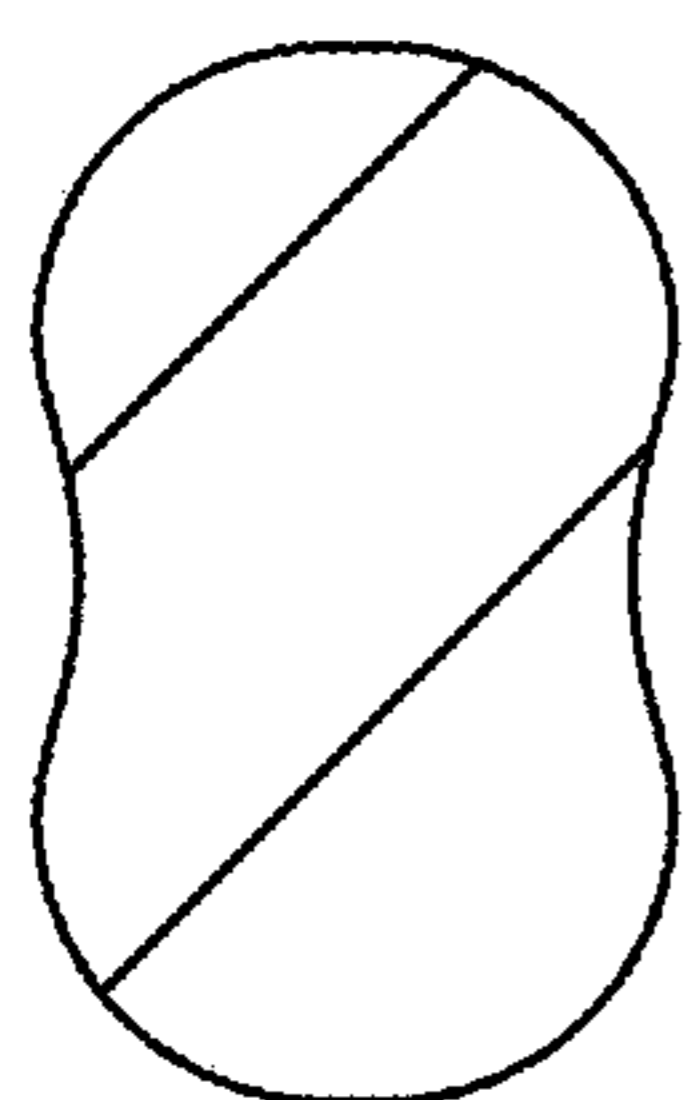


FIG. 18

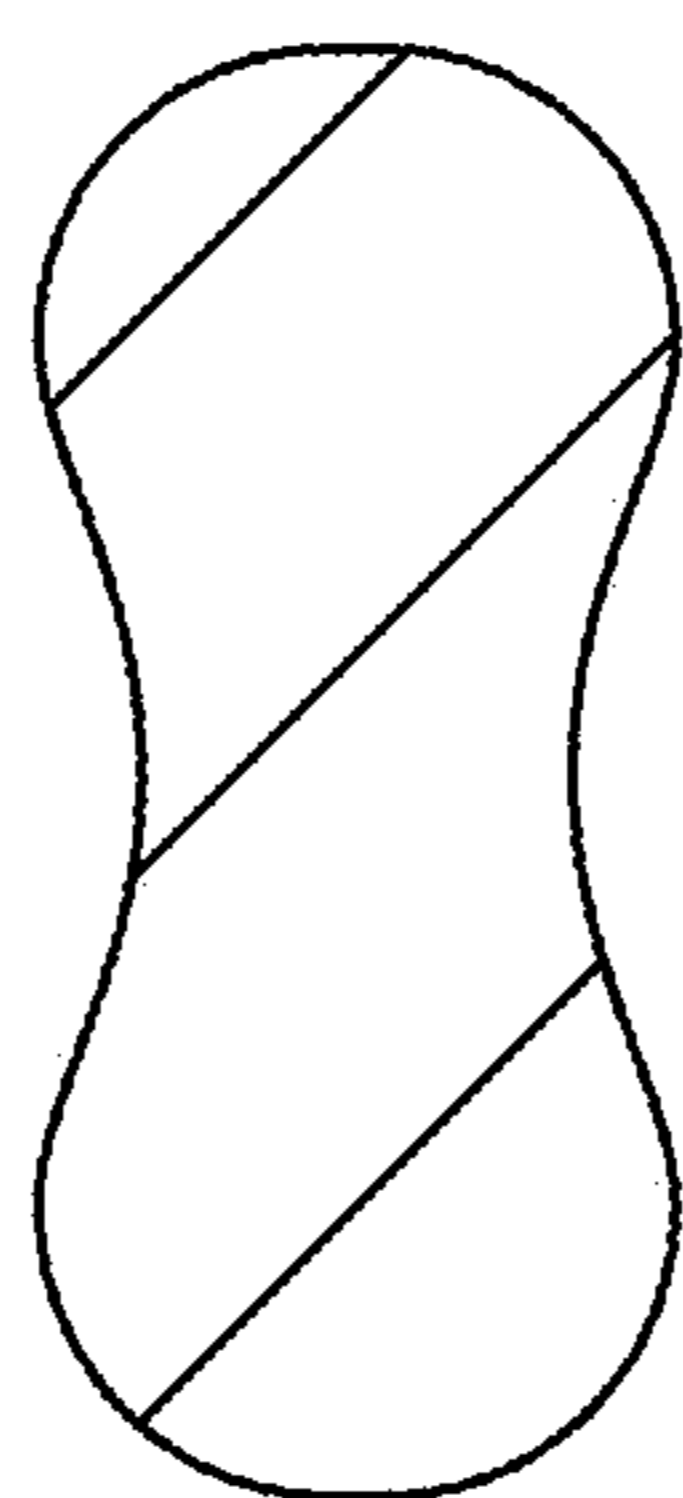


FIG. 19

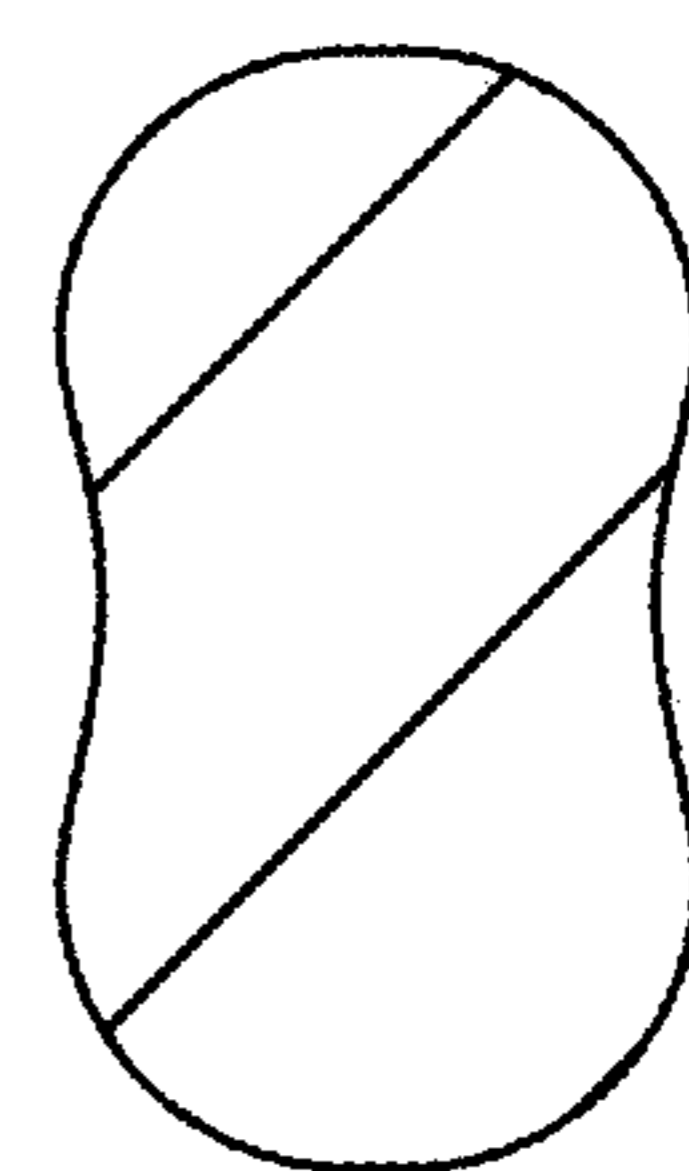


FIG. 20