



US00D890546S

(12) **United States Design Patent**
Meyerhoffer

(10) **Patent No.:** **US D890,546 S**
(45) **Date of Patent:** **** Jul. 21, 2020**

- (54) **TISSUE DISPENSER** D335,410 S * 5/1993 Abel D6/520
5,265,816 A * 11/1993 Collins A47K 10/3836
242/560
- (71) Applicant: **Essity Hygiene and Health** D351,520 S 10/1994 Frazier
Aktiebolag, Göteborg (SE) 5,439,303 A * 8/1995 Alday B41J 32/00
242/597.2
- (72) Inventor: **Thomas Meyerhoffer, Montara, CA** D373,276 S * 9/1996 Omdoll D6/520
(US) D419,010 S 1/2000 Hansen
D443,778 S 6/2001 Andersson
- (73) Assignee: **Essity Hygiene and Health** 6,267,323 B1 7/2001 Phelps
Aktiebolag, Gothenburg (SE) 6,364,245 B1 * 4/2002 Paal A47K 10/3836
225/38
- (**) Term: **15 Years** D458,490 S 6/2002 Omdoll
D522,784 S 6/2006 Omdoll
D543,402 S 5/2007 Goeking
- (21) Appl. No.: **29/661,475** D605,444 S * 12/2009 Marietta-Tondin D6/523

(Continued)

(22) Filed: **Aug. 28, 2018**

Related U.S. Application Data

(62) Division of application No. 29/545,143, filed on Nov. 10, 2015, now Pat. No. Des. 829,018.

(30) **Foreign Application Priority Data**

May 11, 2015 (EM) 2697821

(51) **LOC (12) Cl.** **20-02**

(52) **U.S. Cl.**
USPC **D6/520; D6/523**

(58) **Field of Classification Search**

USPC D6/518-523, 515; D3/201; 206/389,
206/391, 407, 409; 312/34.1, 34.8;
211/16, 85.5, 59.2; 221/92, 97, 185, 282,
221/284; 242/159, 160.2, 550, 560, 590,
242/594, 59, 588, 589, 589.3, 598.65

CPC A47K 10/3836; A47K 2010/3253; A47K
10/38; Y10T 225/282; Y10T 225/237

See application file for complete search history.

(56) **References Cited**

U.S. PATENT DOCUMENTS

4,872,601 A * 10/1989 Sigmund A47K 10/3836
225/38

D307,845 S 5/1990 Omdoll

Primary Examiner — Nathan M Johnston

(74) *Attorney, Agent, or Firm* — Wood Herron & Evans
LLP

(57) **CLAIM**

The ornamental design for a tissue dispenser, as shown and described.

DESCRIPTION

FIG. 1 is a front perspective view of a tissue dispenser showing my new design.

FIG. 2 is a front elevational view thereof.

FIG. 3 is a rear elevational view thereof.

FIG. 4 is a left side elevational view thereof.

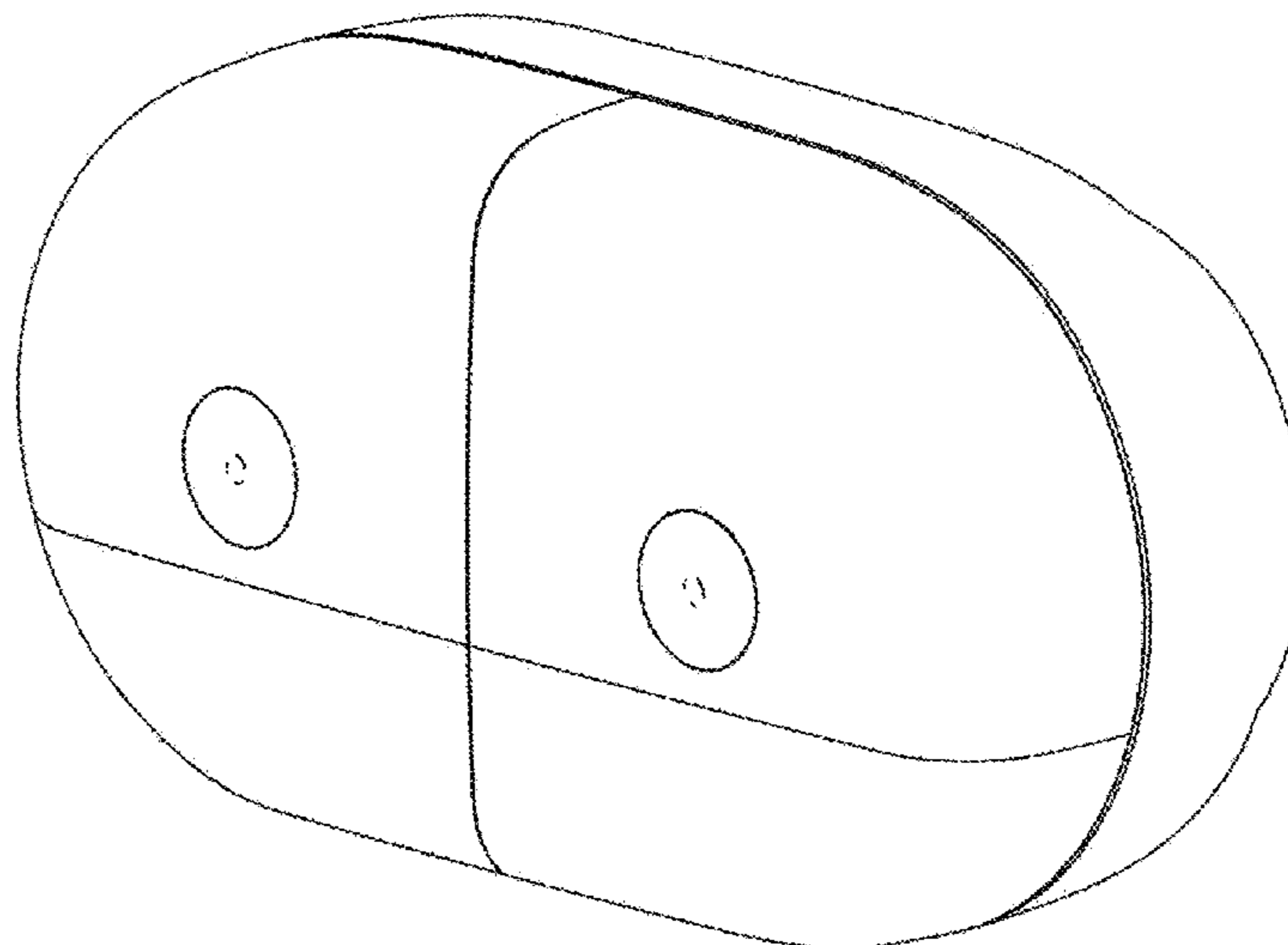
FIG. 5 is a right side elevational view thereof.

FIG. 6 is a top plan view thereof; and,

FIG. 7 is a bottom plan view thereof.

The broken line showing of portions of the tissue dispenser in the drawings is for the purpose of illustrating unclaimed portions of the design and forms no part of the claimed design.

1 Claim, 7 Drawing Sheets



(56)

References Cited

U.S. PATENT DOCUMENTS

D615,331	S	5/2010	Meyerhoffer	
D654,740	S *	2/2012	Cheng	D6/520
D726,440	S	4/2015	Giovannoni	
D727,058	S	4/2015	Morand	
D782,842	S *	4/2017	Morand	D6/520
D850,145	S *	6/2019	Roche	D6/520
2004/0004152	A1	1/2004	Kapiloff	
2007/0290094	A1 *	12/2007	Anderson	A47K 10/3836 242/594
2008/0156926	A1 *	7/2008	Cattacin	A47K 10/3836 242/560
2014/0203133	A1	7/2014	Andersson	
2015/0076277	A1 *	3/2015	Elliott	A47K 10/3836 242/560

* cited by examiner

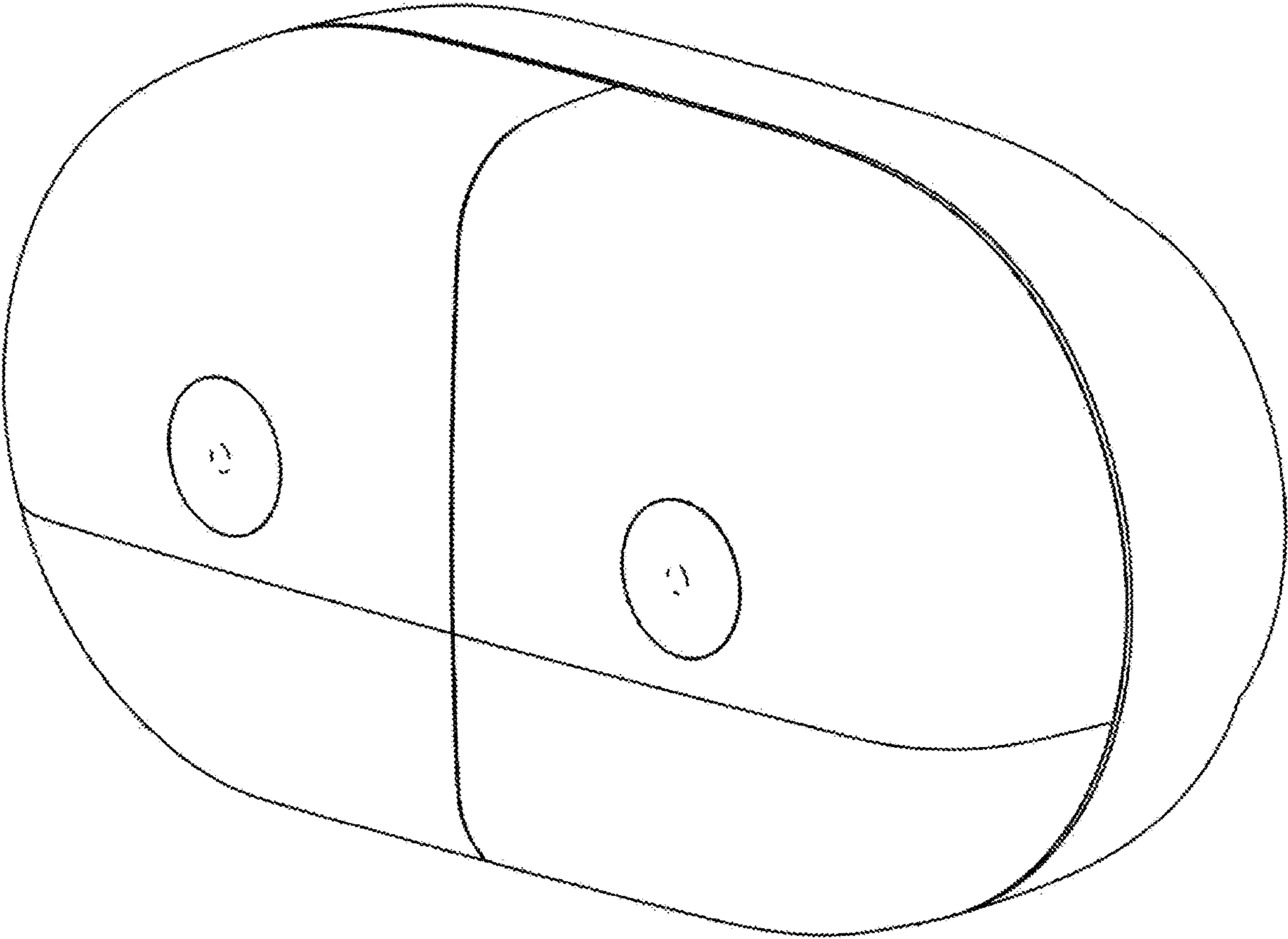


FIG. 1

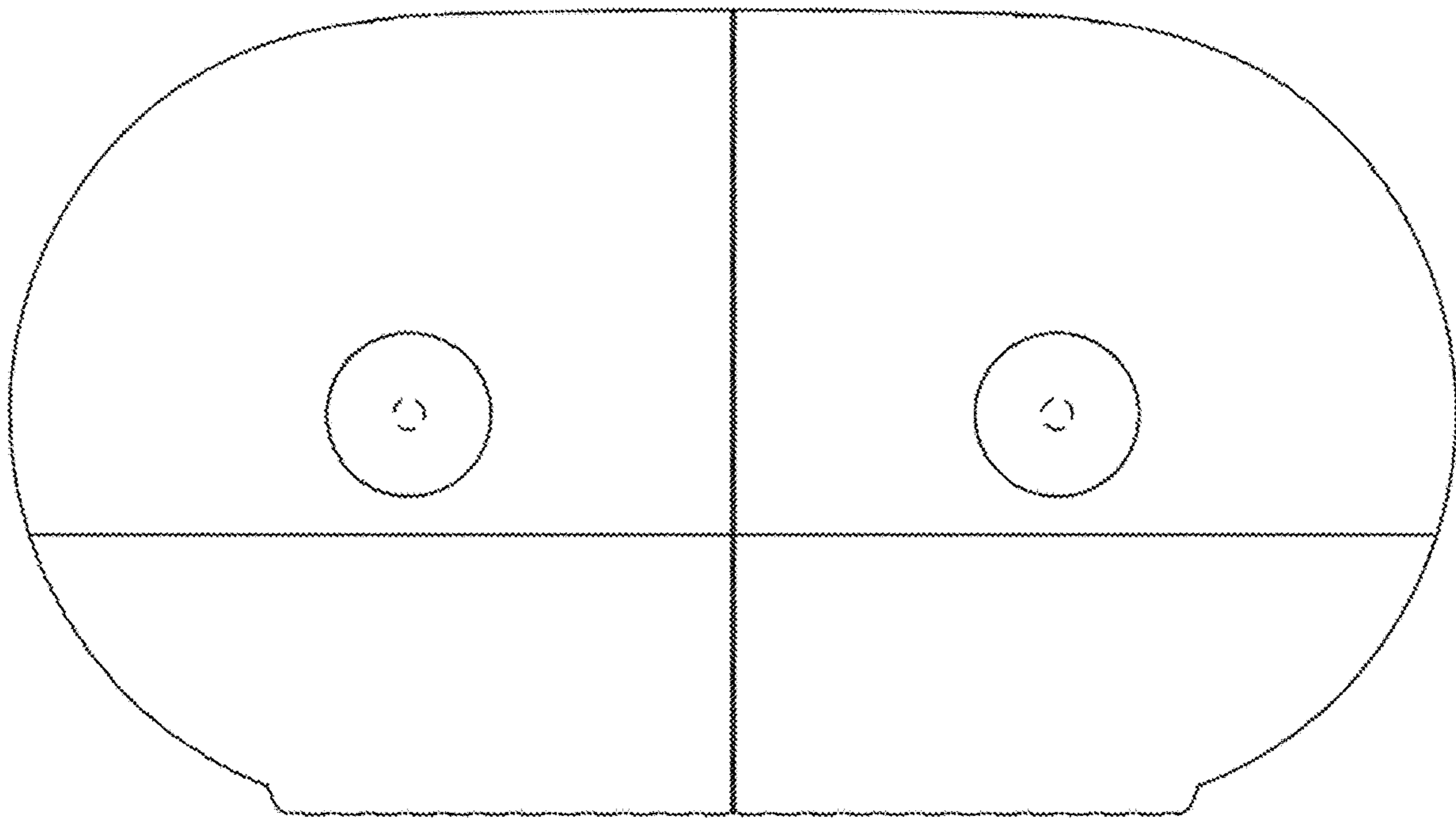


FIG. 2

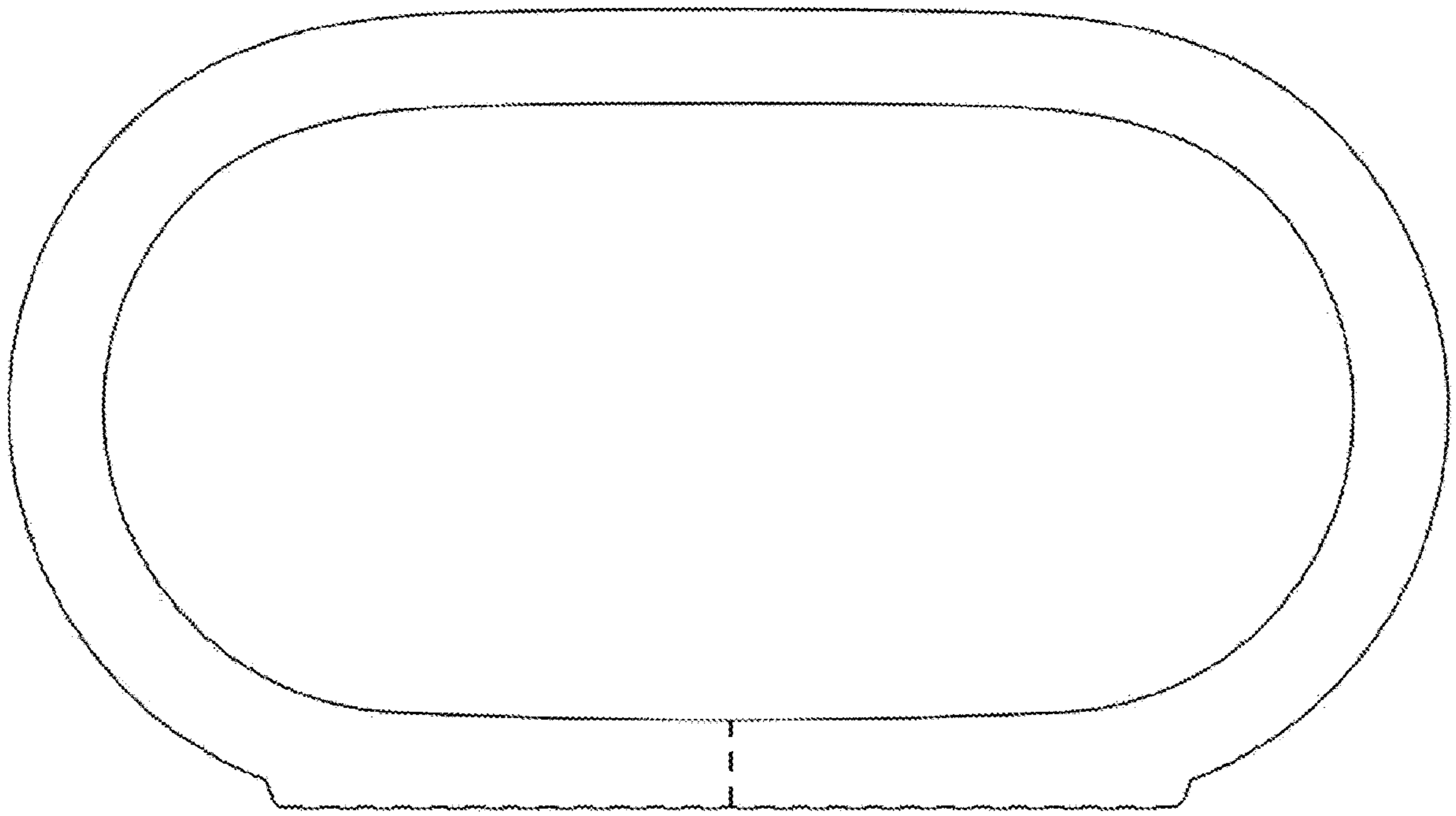


FIG. 3




FIG. 4

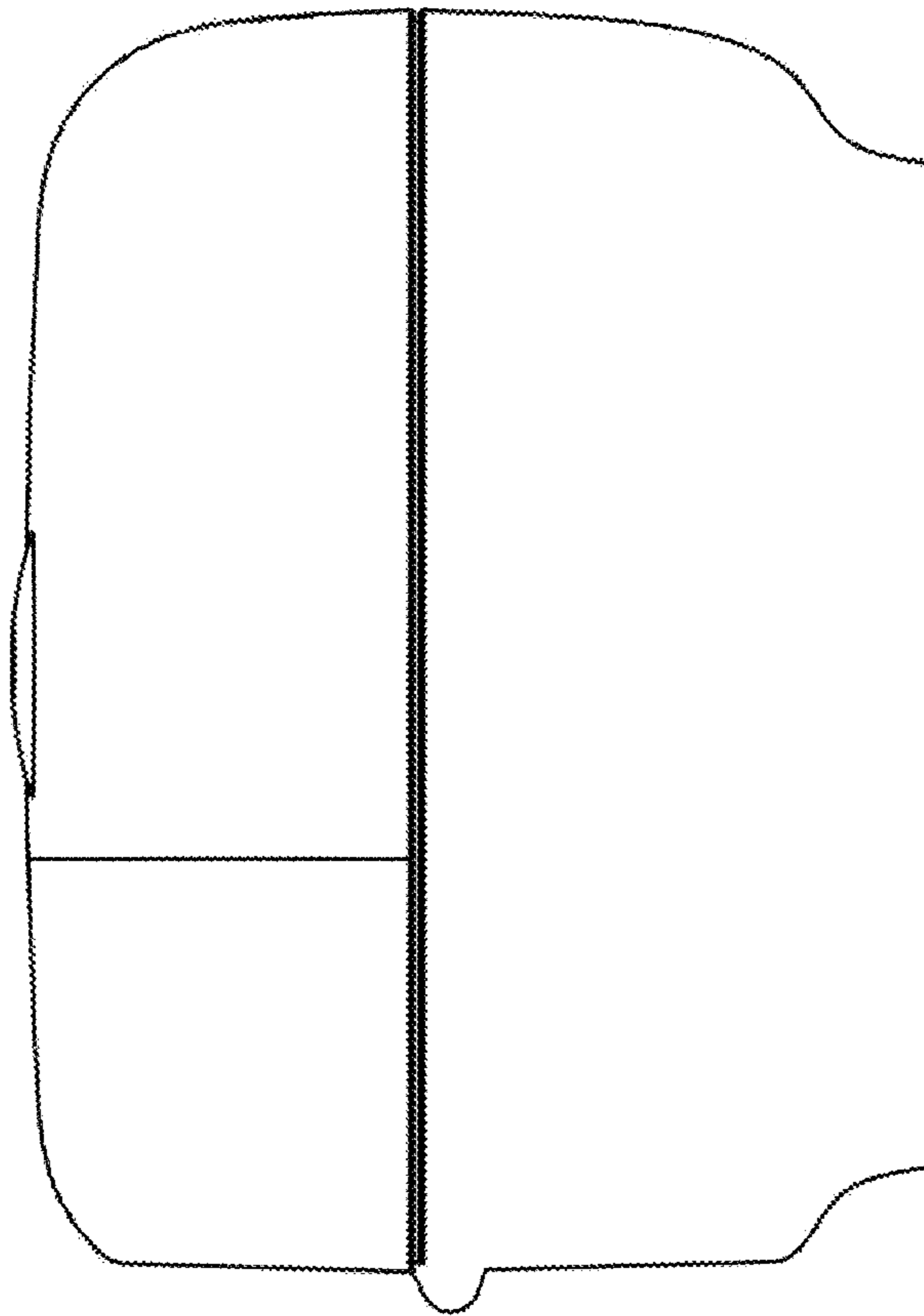


FIG. 5

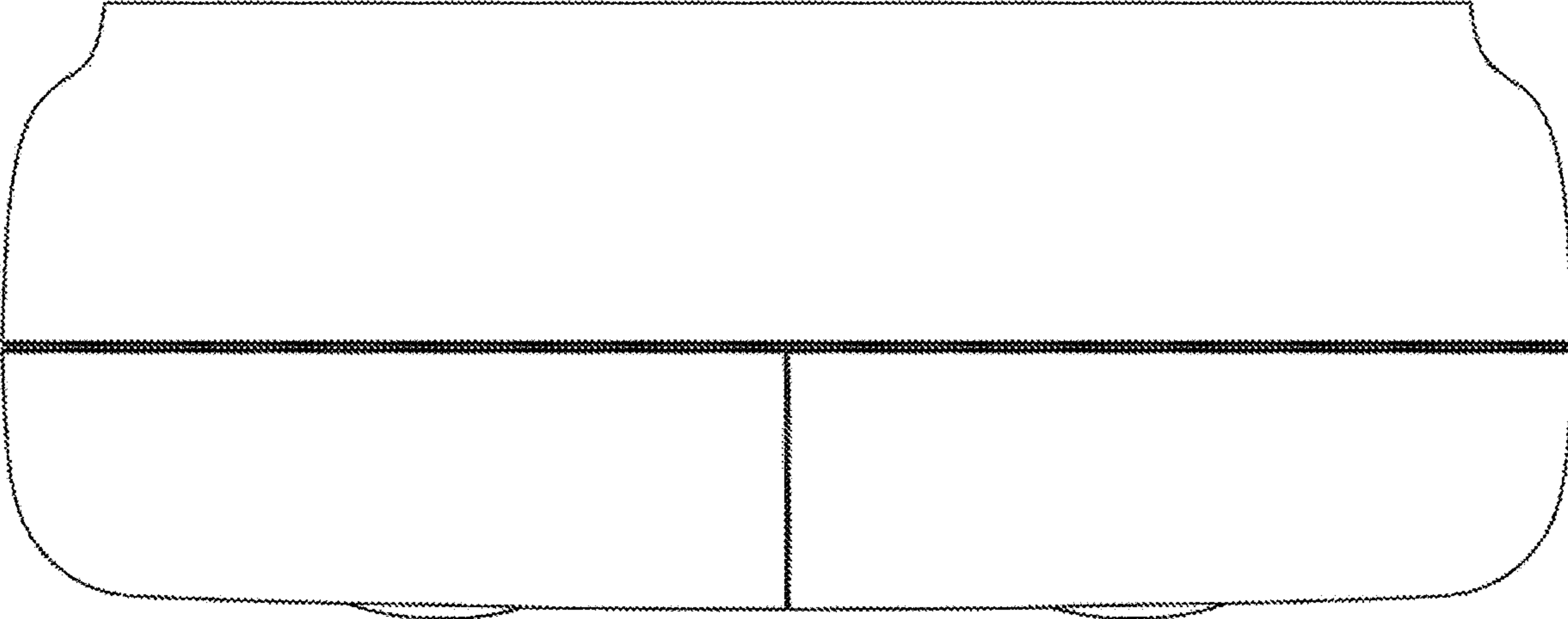


FIG. 6

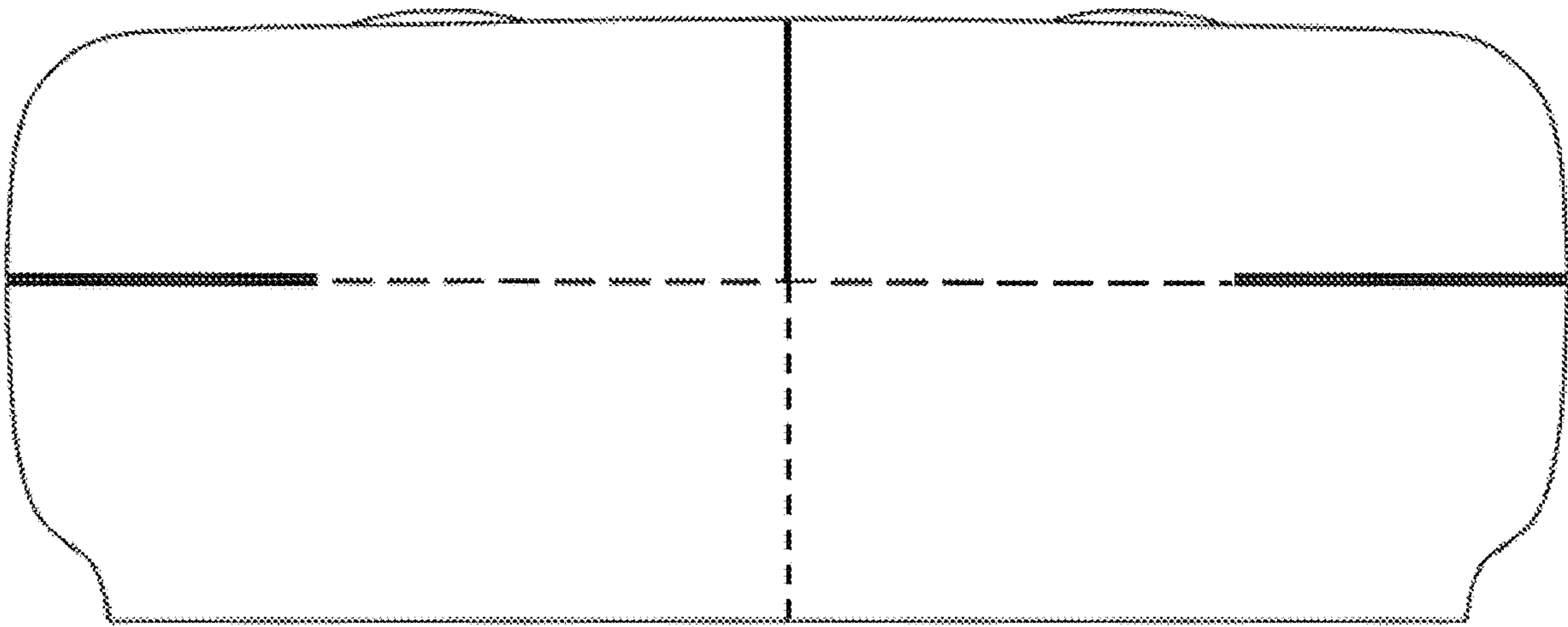


FIG. 7