



US00D890528S

(12) **United States Design Patent** (10) **Patent No.:** **US D890,528 S**
Albay et al. (45) **Date of Patent:** **** Jul. 21, 2020**

(54) **HANDLE FOR ELECTRIC TOOTHBRUSH**

(71) Applicant: **Braun GmbH**, Kronberg (DE)

(72) Inventors: **Devran Albay**, Frankfurt (DE); **Moritz Carlo Honisch**, Frankfurt (DE); **Dominik Langhammer**, Frankfurt (DE); **Peter Charles Mason, Jr.**, Maineville, OH (US); **Benjamin Hubert**, London (GB)

(73) Assignee: **BRAUN GMBH**, Kronberg (DE)

(**) Term: **15 Years**

(21) Appl. No.: **29/646,245**

(22) Filed: **May 2, 2018**

(30) **Foreign Application Priority Data**

Nov. 2, 2017 (WO) 5250501

(51) **LOC (12) Cl.** **28-03**

(52) **U.S. Cl.**
USPC **D4/101**

(58) **Field of Classification Search**
USPC D4/100, 101, 102, 104, 105, 106, 107,
D4/108, 109, 110, 111, 114, 119, 120,
(Continued)

(56) **References Cited**

U.S. PATENT DOCUMENTS

D373,903 S * 9/1996 Stutzer D4/101
D515,816 S * 2/2006 Jimenez D4/101
(Continued)

Primary Examiner — Karen E Eldridge Powers

(74) *Attorney, Agent, or Firm* — Vladimir Vitenberg

(57) **CLAIM**

The ornamental design for a handle for electric toothbrush, as shown and described.

DESCRIPTION

FIG. 1 is a perspective view of a first embodiment of handle for electric toothbrush;

FIG. 2 is a front elevation view thereof;
FIG. 3 is a right-side elevation view thereof;
FIG. 4 is a rear elevation view thereof;
FIG. 5 is a left-side elevation view thereof;
FIG. 6 is a top plan view thereof;
FIG. 7 is a bottom plan view thereof.
FIG. 8 is a perspective view of a second embodiment of a handle for electric toothbrush;
FIG. 9 is a front elevation view thereof;
FIG. 10 is a right-side elevation view thereof;
FIG. 11 is a rear elevation view thereof;
FIG. 12 is a left-side elevation view thereof;
FIG. 13 is a top plan view thereof;
FIG. 14 is a bottom plan view thereof.
FIG. 15 is a perspective view of a third embodiment of a handle for electric toothbrush;
FIG. 16 is a front elevation view thereof;
FIG. 17 is a right-side elevation view thereof;
FIG. 18 is a rear elevation view thereof;
FIG. 19 is a left-side elevation view thereof;
FIG. 20 is a top plan view thereof;
FIG. 21 is a bottom plan view thereof.
FIG. 22 is a perspective view of a fourth embodiment of a handle for electric toothbrush;
FIG. 23 is a front elevation view thereof;
FIG. 24 is a right-side elevation view thereof;
FIG. 25 is a rear elevation view thereof;
FIG. 26 is a left-side elevation view thereof;
FIG. 27 is a top plan view thereof;
FIG. 28 is a bottom plan view thereof.
FIG. 29 is a perspective view of a fifth embodiment of a handle for electric toothbrush;
FIG. 30 is a front elevation view thereof;
FIG. 31 is a right-side elevation view thereof;
FIG. 32 is a rear elevation view thereof;
FIG. 33 is a left-side elevation view thereof;
FIG. 34 is a top plan view thereof;
FIG. 35 is a bottom plan view thereof.
FIG. 36 is a perspective view of a sixth embodiment of a handle for electric toothbrush;
FIG. 37 is a front elevation view thereof;
FIG. 38 is a right-side elevation view thereof;
FIG. 39 is a rear elevation view thereof;
FIG. 40 is a left-side elevation view thereof;

(Continued)

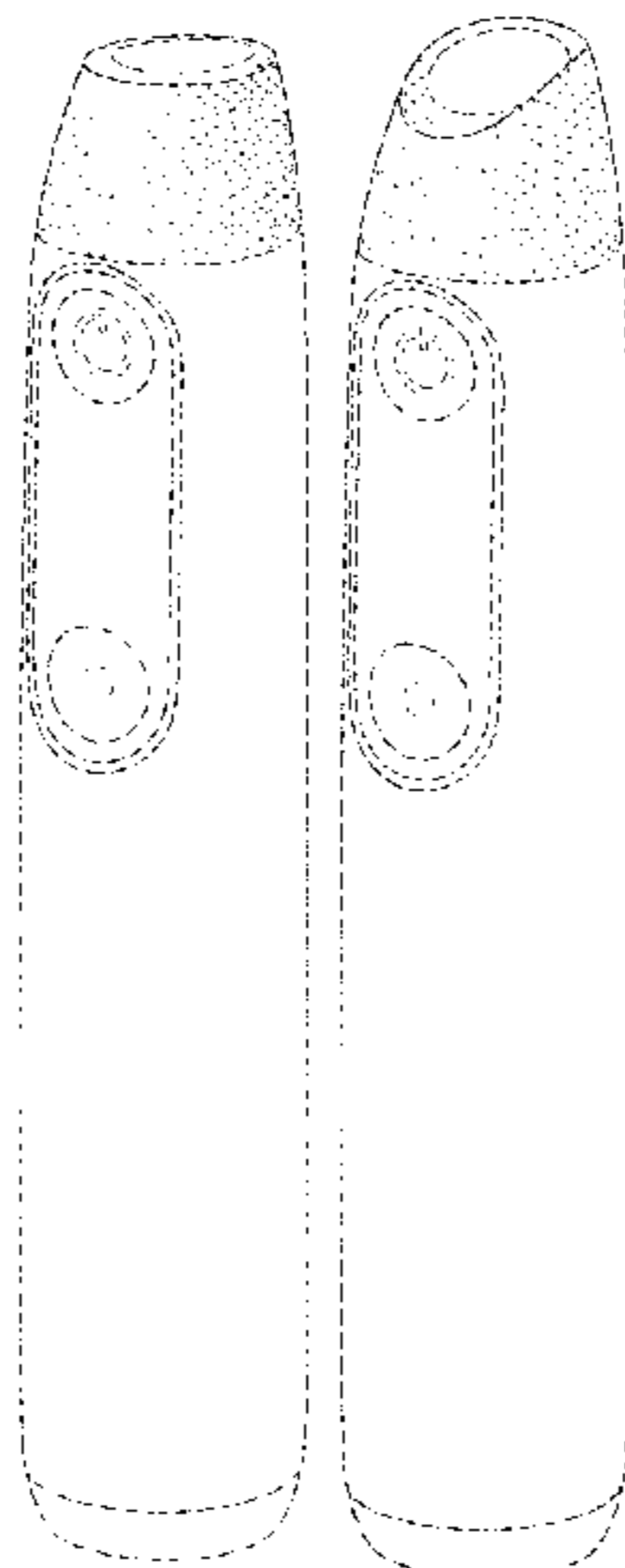


FIG. 41 is a top plan view thereof; and,
 FIG. 42 is a bottom plan view thereof.
 Broken lines are used in the drawings to designate environmental structures or parts of a handle for electric toothbrush that form no part of the claim.

1 Claim, 12 Drawing Sheets

(58) **Field of Classification Search**

USPC D4/121, 124, 125, 126, 127, 130, 132,
 D4/133, 134, 138, 199; D24/111;
 433/80
 CPC . A61C 17/222; A61C 17/225; A61C 17/3427;
 A61C 17/00; A61C 17/224; A61C 17/20;
 A61C 17/22; A61C 17/24; A61C 17/26;
 A61C 17/32; A61C 17/34; A46B
 2200/108

See application file for complete search history.

(56) **References Cited**

U.S. PATENT DOCUMENTS

D533,720 S * 12/2006 Vu D4/101
 D607,646 S * 1/2010 Ino D4/101

D657,954 S * 4/2012 Gebski D4/101
 D658,381 S * 5/2012 Gebski D4/101
 D658,383 S * 5/2012 Key D4/101
 D676,663 S * 2/2013 Ptok D4/104
 D689,697 S * 9/2013 Doumoto D4/101
 8,769,758 B2 * 7/2014 Jungnickel A46B 15/0012
 15/105
 D717,547 S * 11/2014 Adriaenssen D4/101
 D718,057 S * 11/2014 Massee D4/101
 D719,737 S * 12/2014 Adriaenssen D4/101
 D752,868 S * 4/2016 McGarry D4/101
 D759,381 S * 6/2016 Watkins D4/101
 D766,581 S * 9/2016 Bloch D4/101
 D767,895 S * 10/2016 Stebila D4/101
 D771,388 S * 11/2016 Since D4/101
 D773,822 S * 12/2016 Sikora D4/101
 D787,189 S * 5/2017 Fretwell D4/101
 D790,859 S * 7/2017 McGarry D4/101
 D791,485 S * 7/2017 McGarry D4/101
 D795,419 S * 8/2017 Kohler D24/111
 D801,696 S * 11/2017 McGarry D4/101
 D814,195 S * 4/2018 Sikora D4/102
 D819,337 S * 6/2018 Yuan D4/101
 D824,175 S * 7/2018 Yan D4/101
 D838,991 S * 1/2019 Choi D4/101
 D845,636 S * 4/2019 Porter D4/104
 2012/0124759 A1 * 5/2012 Fritsch A46B 7/04
 15/22.1

* cited by examiner

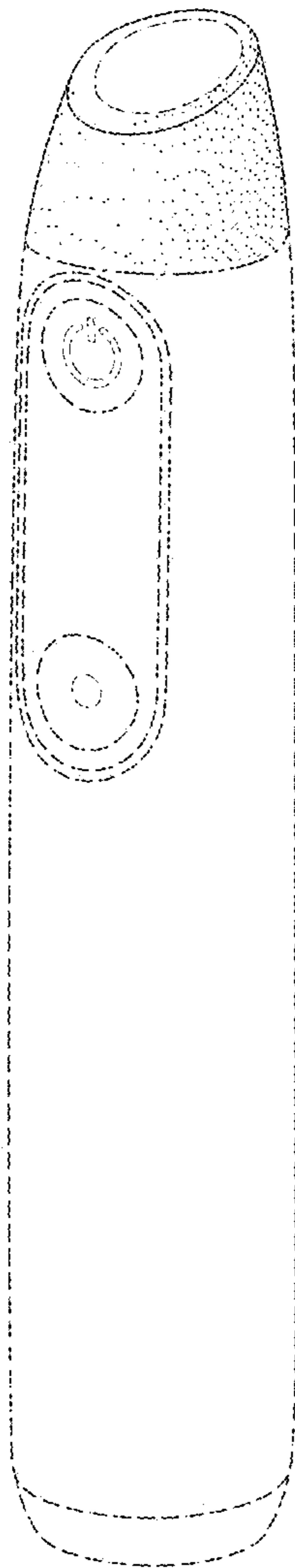


FIG. 1

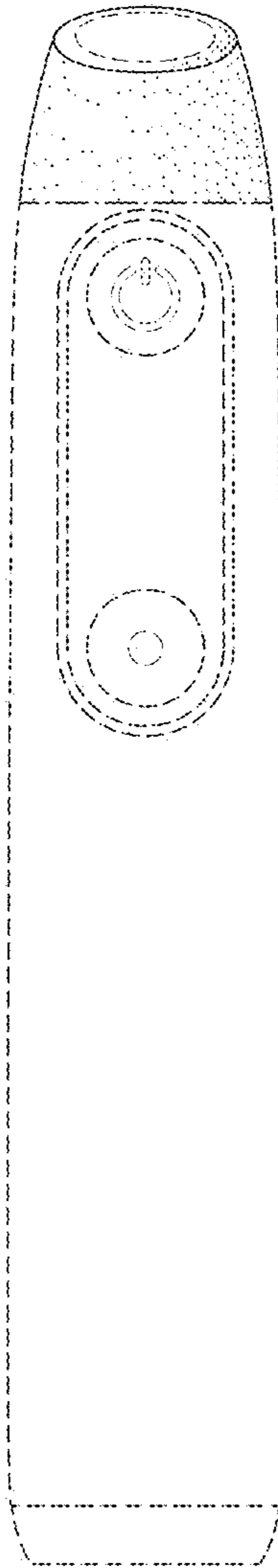


FIG. 2




FIG. 3




FIG. 4




FIG. 5

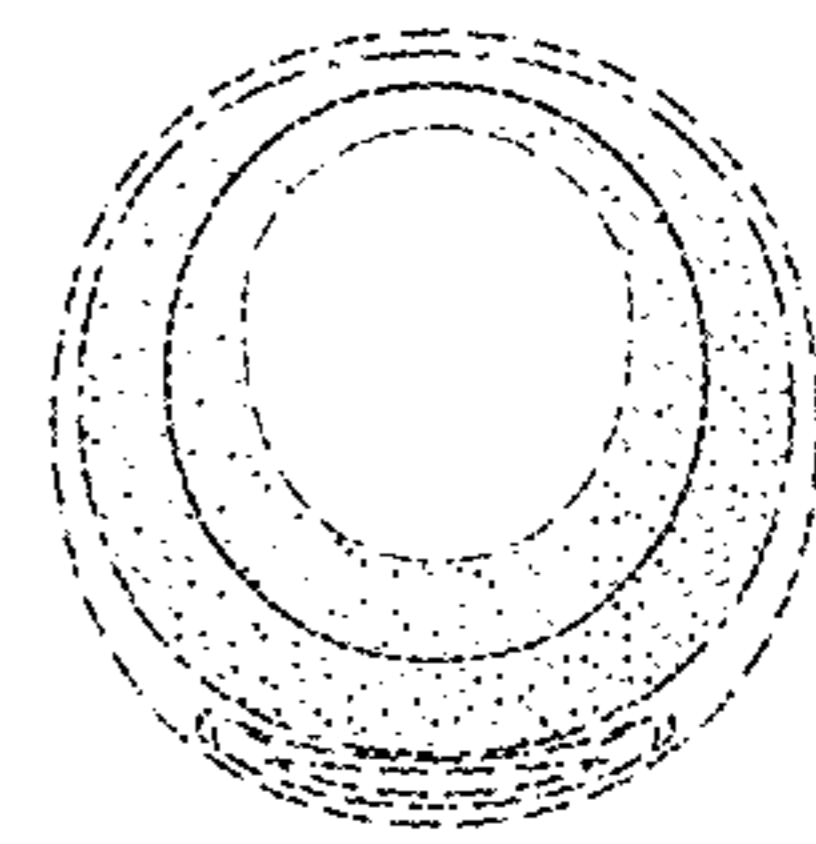


FIG. 6

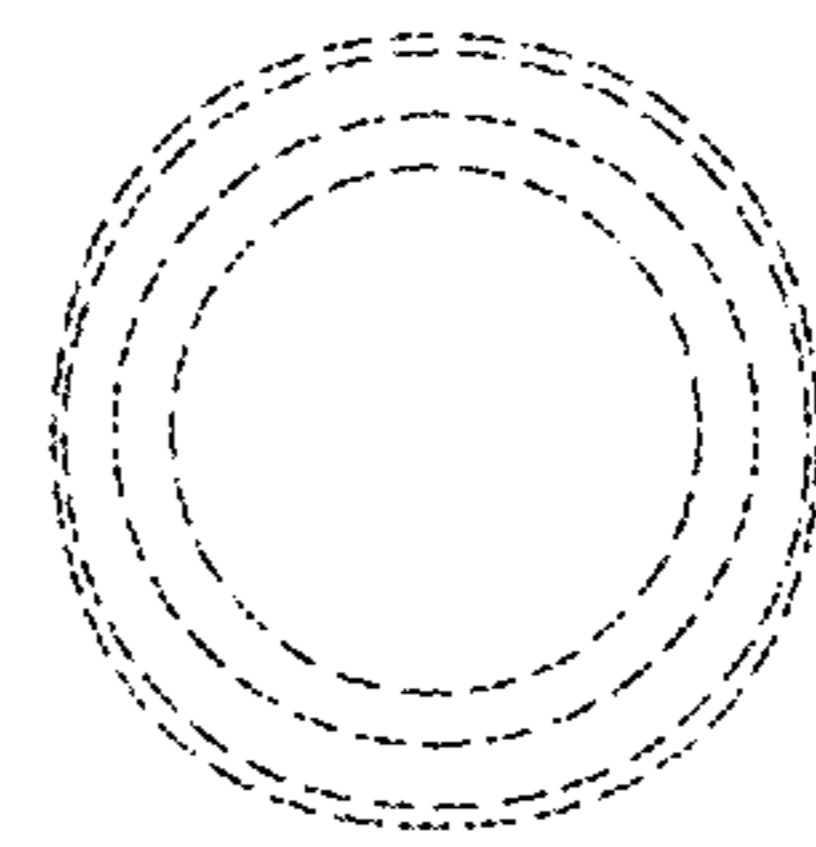


FIG. 7

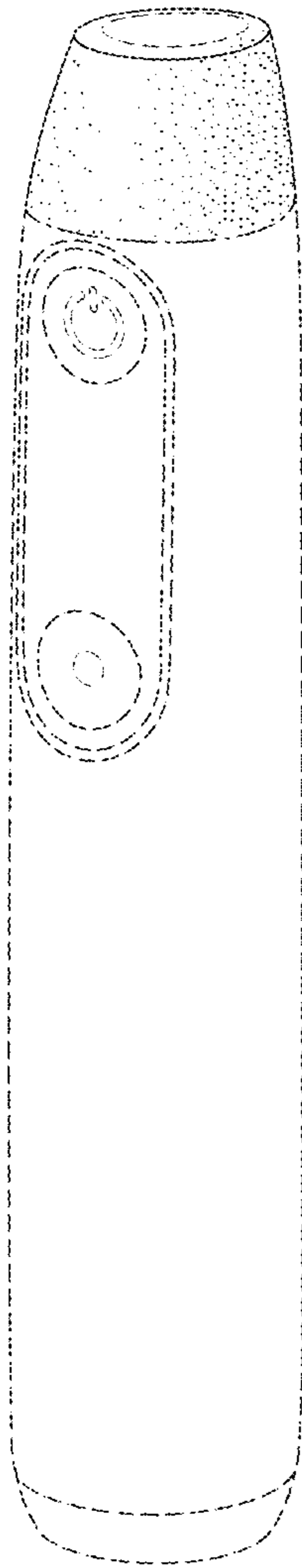


FIG. 8

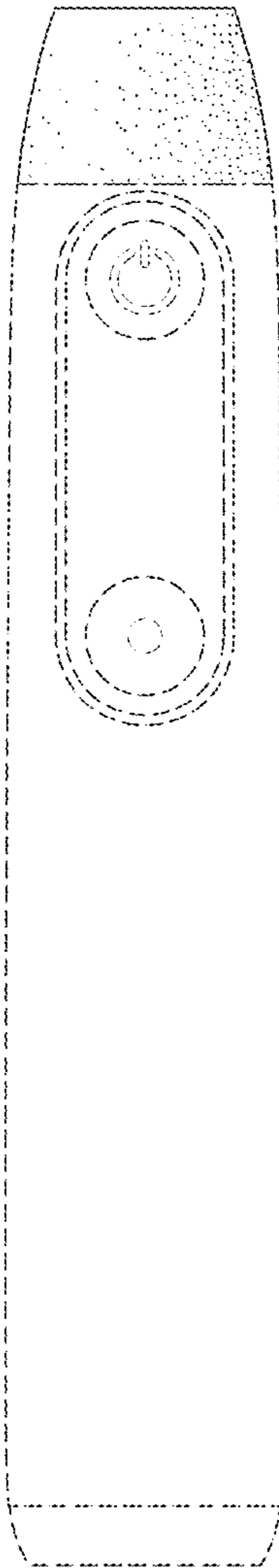


FIG. 9




FIG. 10




FIG. 11




FIG. 12

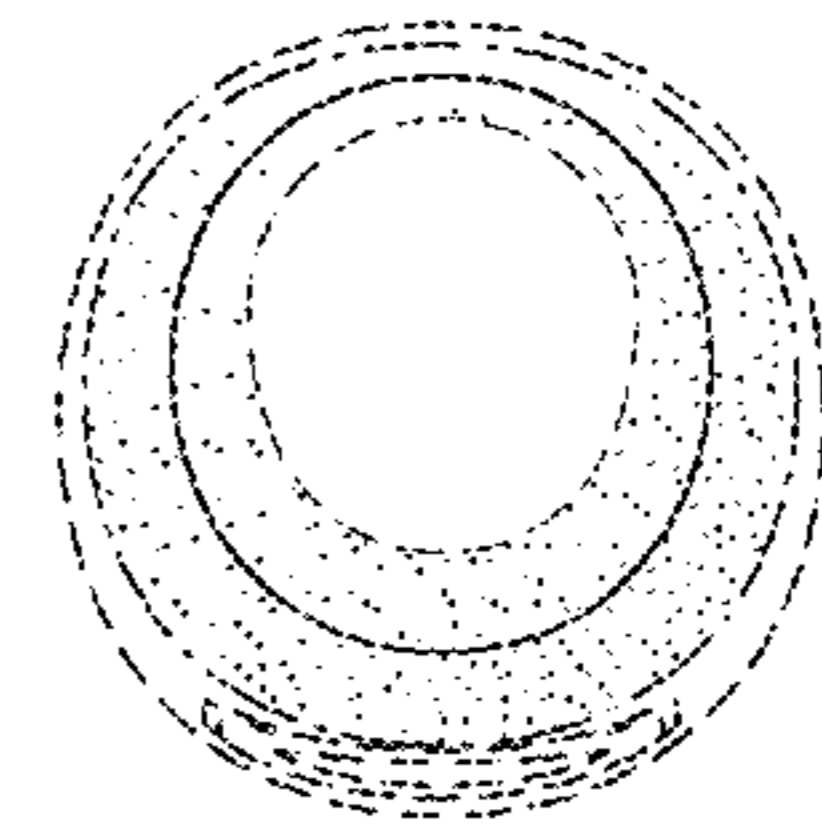


FIG. 13

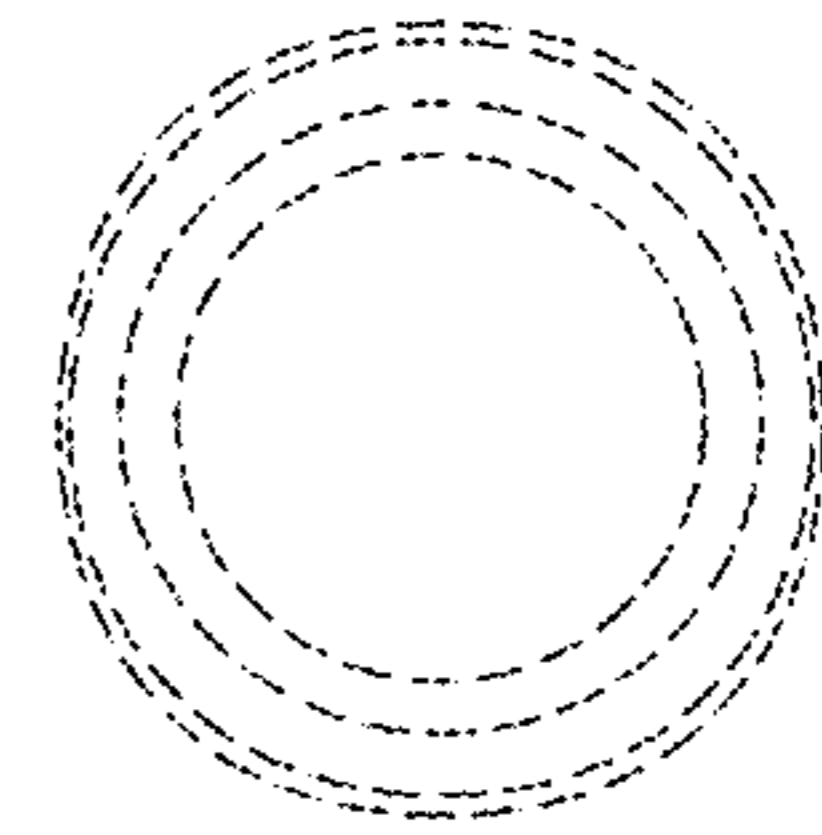


FIG. 14

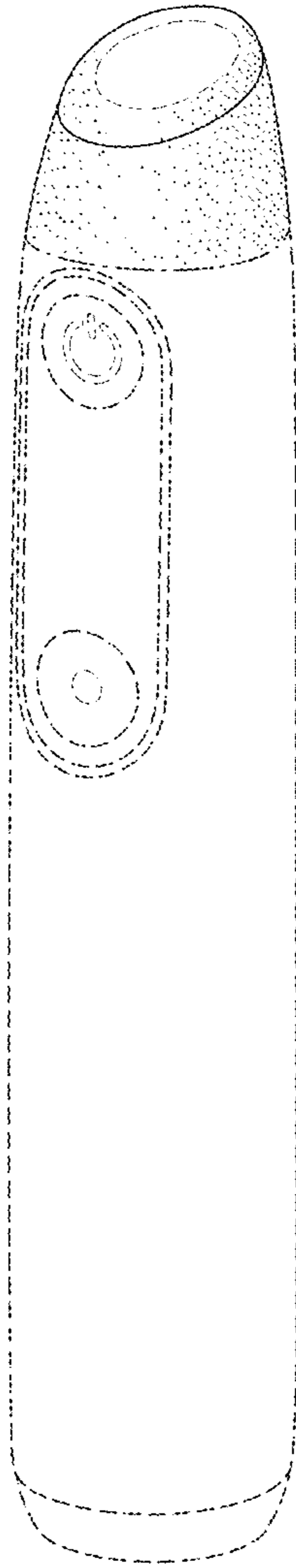


FIG. 15

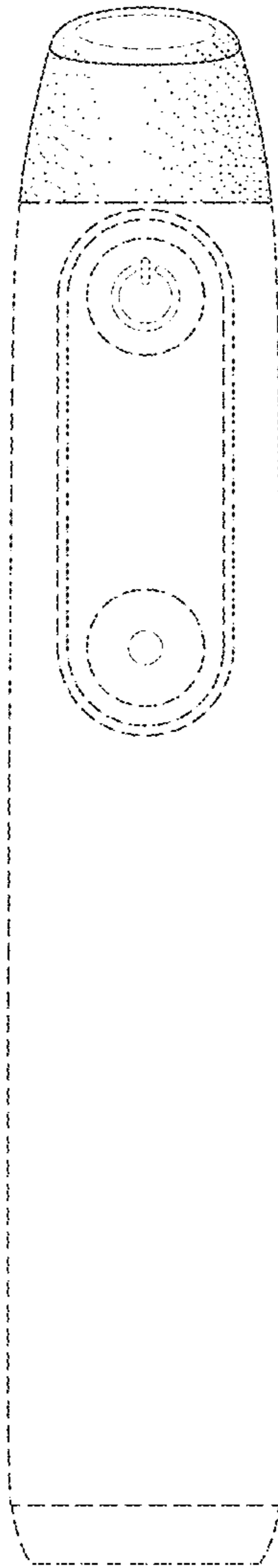


FIG. 16




FIG. 17




FIG. 18




FIG. 19

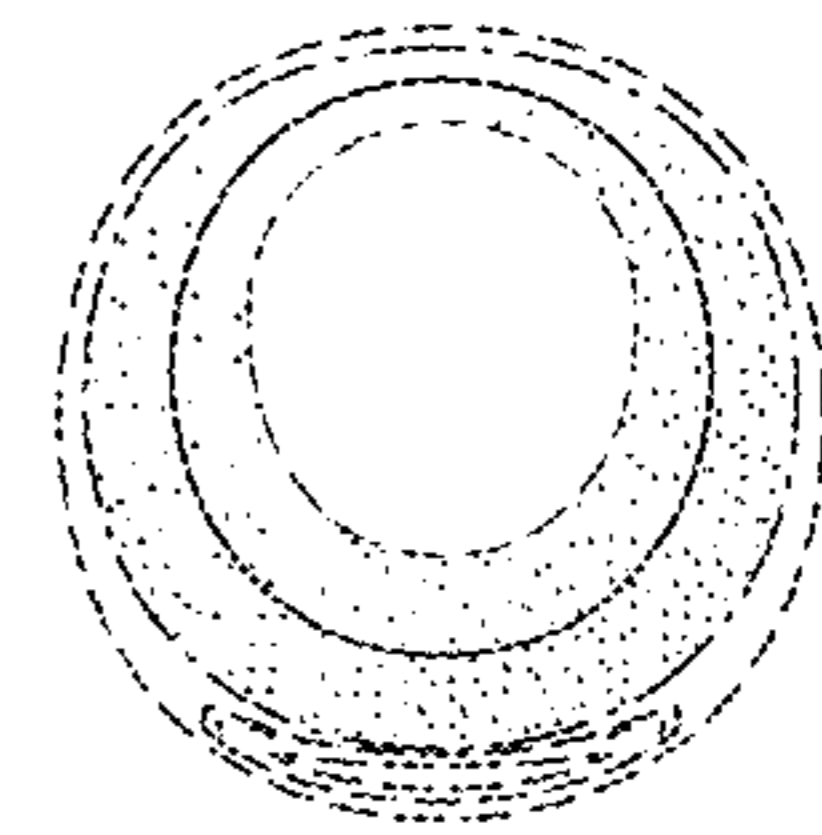


FIG. 20

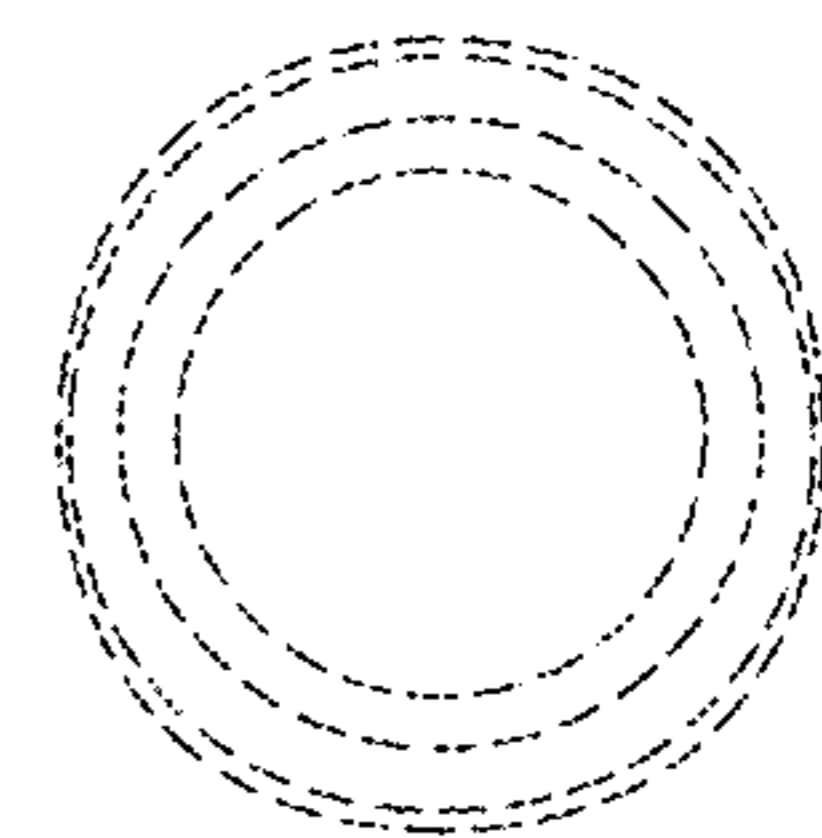


FIG. 21

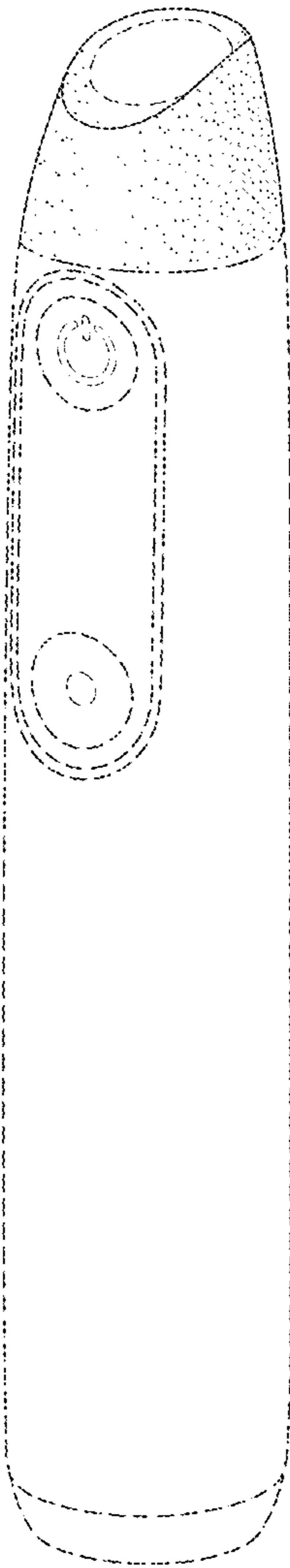


FIG. 22

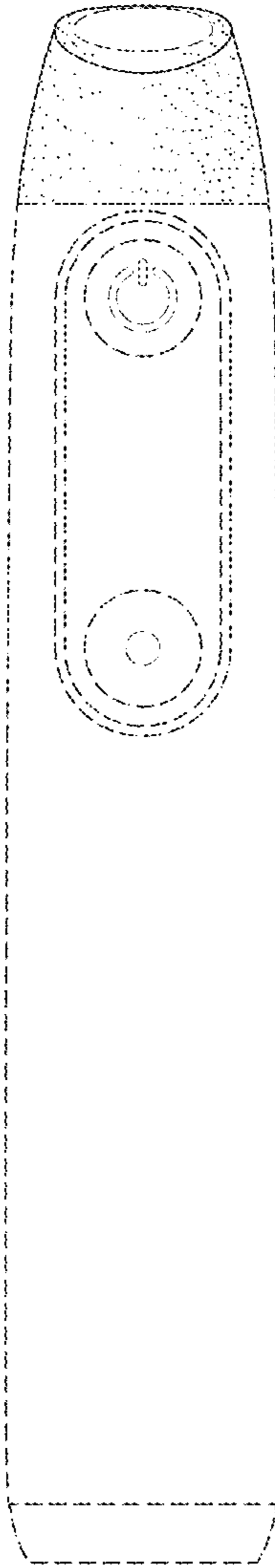


FIG. 23




FIG. 24




FIG. 25



FIG. 26

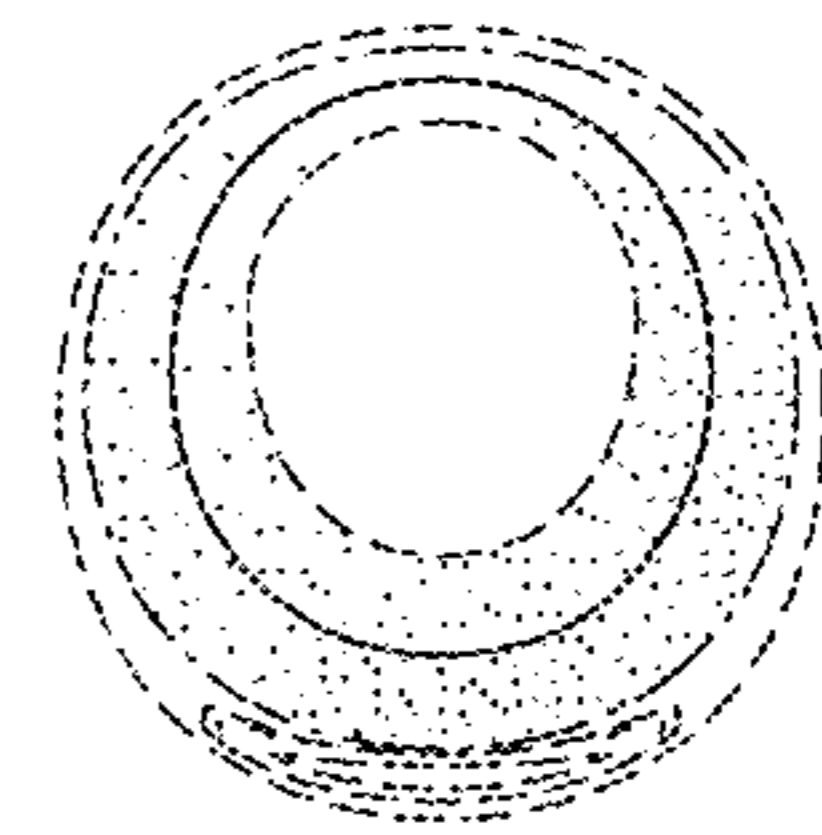


FIG. 27

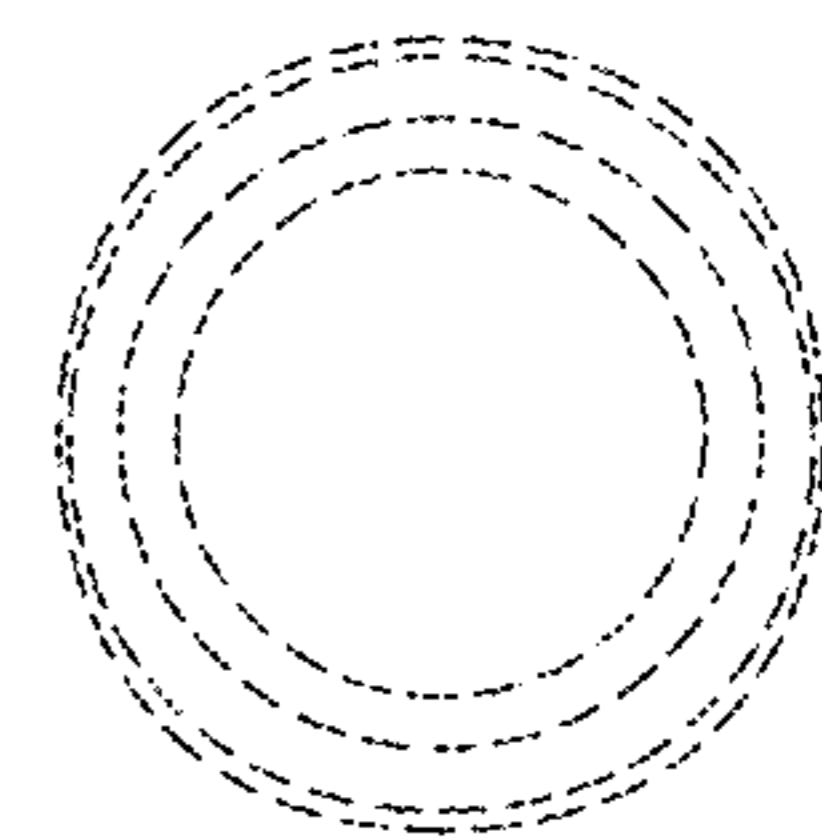


FIG. 28

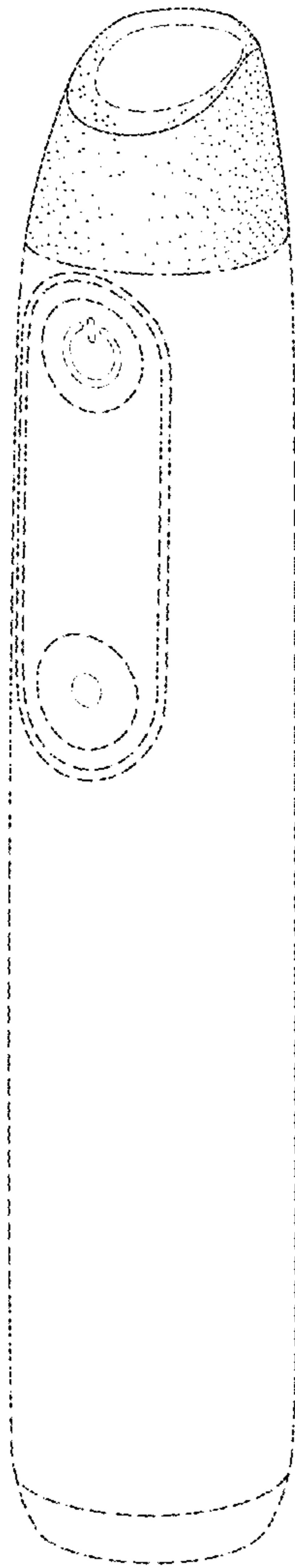


FIG. 29

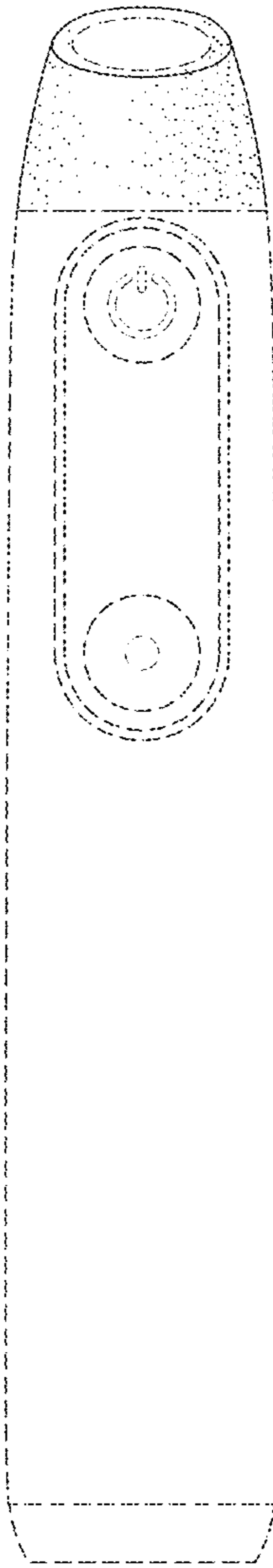


FIG. 30




FIG. 31




FIG. 32




FIG. 33

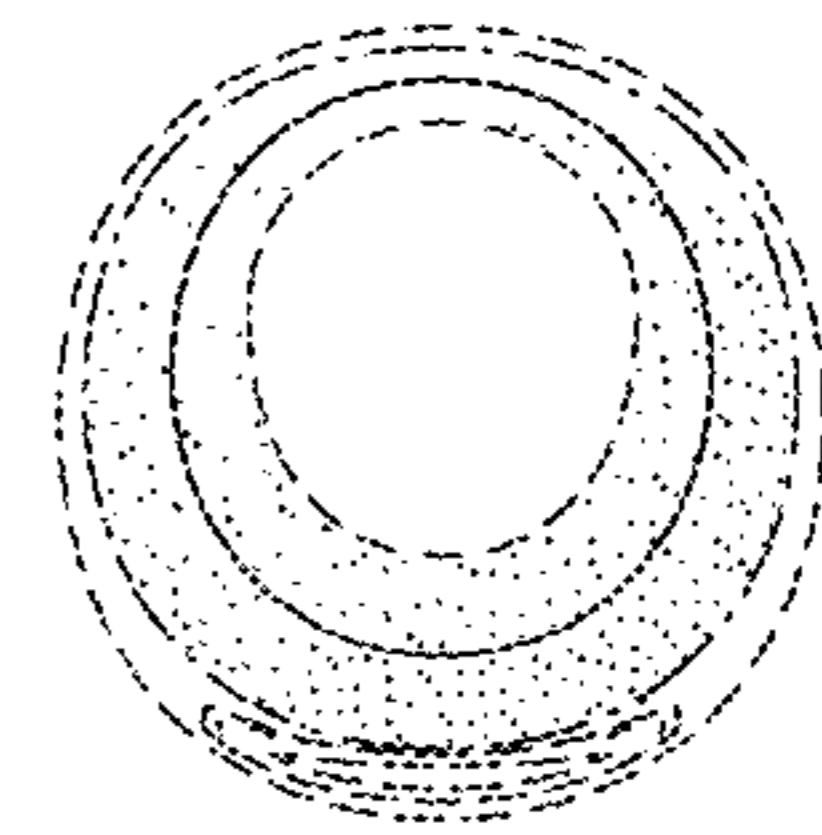


FIG. 34

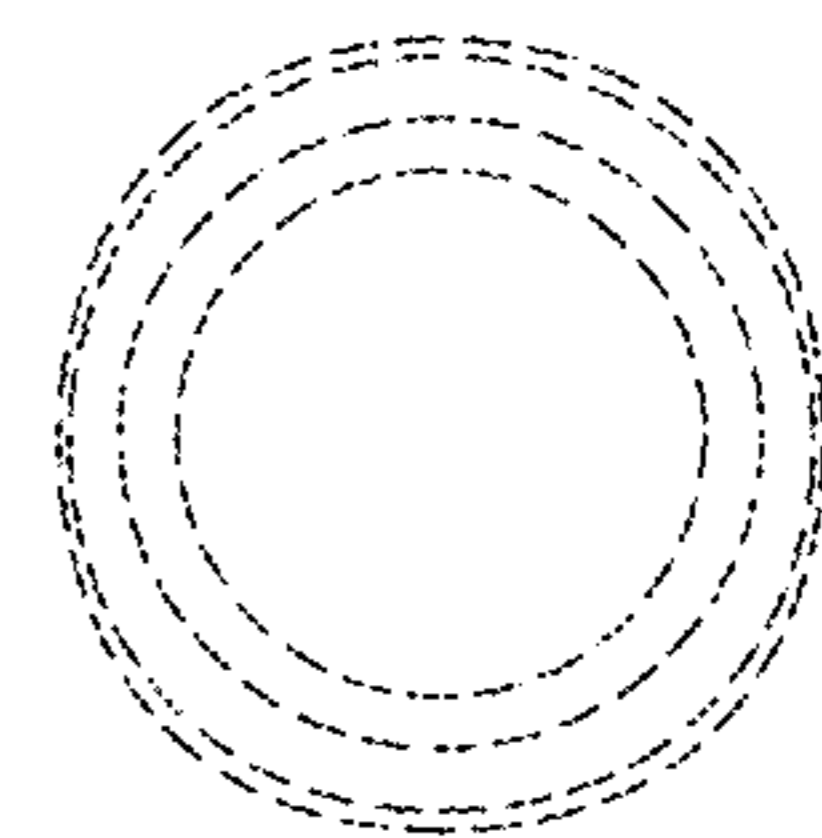


FIG. 35

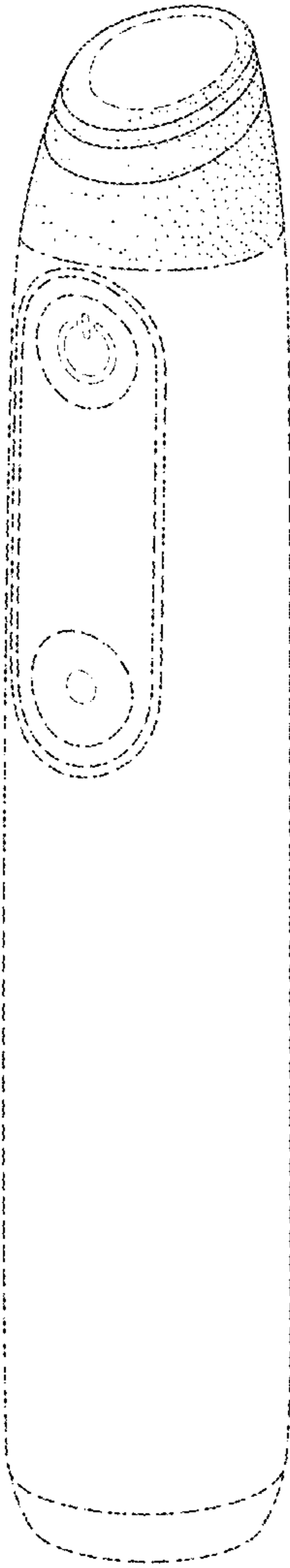


FIG. 36

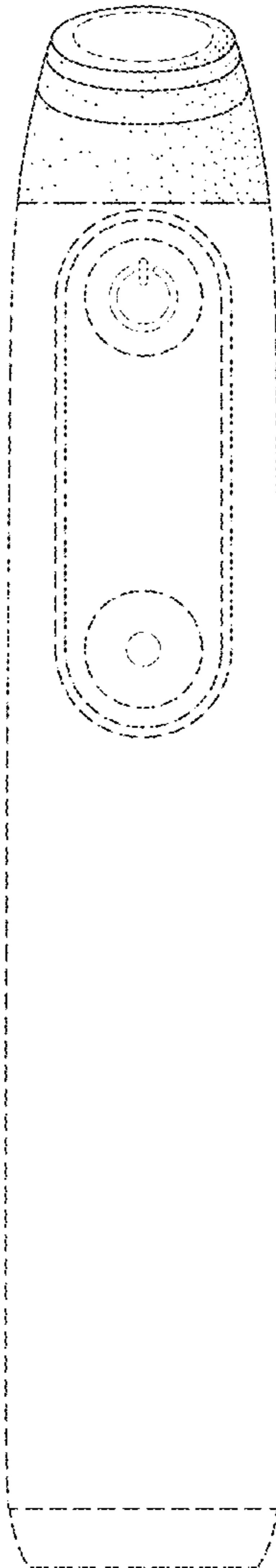


FIG. 37




FIG. 38




FIG. 39




FIG. 40

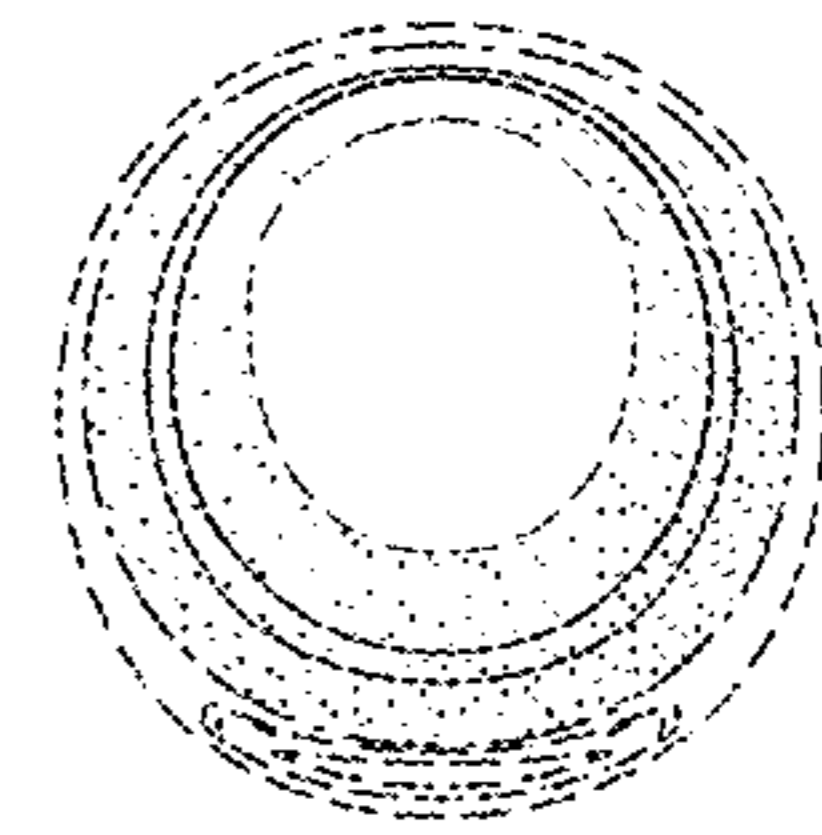


FIG. 41

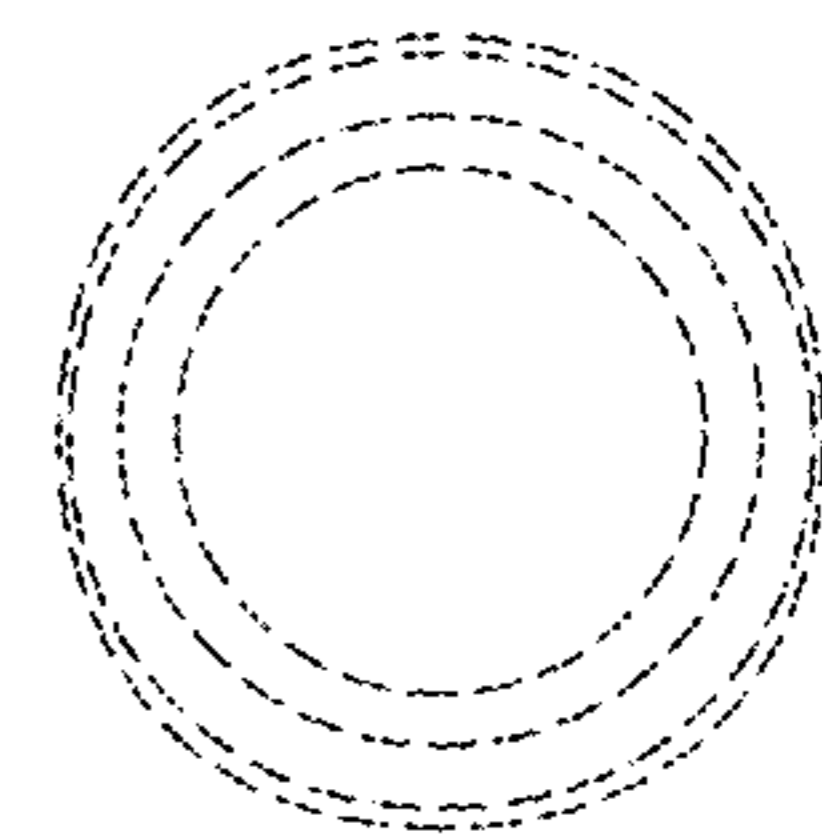


FIG. 42