

US00D890509S

(12) **United States Design Patent**
Benjamin

(10) **Patent No.:** **US D890,509 S**

(45) **Date of Patent:** **** Jul. 21, 2020**

(54) **WALKING CANE**

(71) Applicant: **John Benjamin**, New York, NY (US)

(72) Inventor: **John Benjamin**, New York, NY (US)

(**) Term: **15 Years**

(21) Appl. No.: **29/691,453**

(22) Filed: **May 16, 2019**

(51) **LOC (12) Cl.** **03-03**

(52) **U.S. Cl.**
USPC **D3/7**

(58) **Field of Classification Search**
USPC D3/5, 6, 7, 8, 10, 17; D2/896, 897, 900,
D2/902, 907, 909, 910
CPC A45B 9/00; A45B 2009/002; A45B 9/04;
A45B 3/00; A61H 3/02; A61H 3/0288
See application file for complete search history.

(56) **References Cited**

U.S. PATENT DOCUMENTS

D285,715 S *	9/1986	Brantingham	D21/422
D378,551 S *	3/1997	Shelnett	D2/902
D403,842 S *	1/1999	Bair	D2/900
D423,197 S *	4/2000	Yang	D2/897
D429,872 S *	8/2000	Yang	D2/897
D446,911 S *	8/2001	Yang	D2/897
D447,319 S *	9/2001	Yang	D2/897
D494,342 S *	8/2004	Gebhardt	D2/897
D498,347 S *	11/2004	Gebhardt	D2/897
D512,558 S *	12/2005	Martinez	D3/7
D516,799 S *	3/2006	Gordon	D3/6
D561,983 S *	2/2008	FitzGerald	D2/909
D565,459 S *	4/2008	Fears	D11/164
D588,794 S *	3/2009	Koshiishi	D12/130
7,686,025 B1 *	3/2010	Dowling	A45B 9/04
				135/66

D632,064 S *	2/2011	Bowen	D2/897
D634,919 S *	3/2011	MacIntyre	D2/910
D645,648 S *	9/2011	Lonigan	D2/907
D646,051 S *	10/2011	Estrada	D2/910
D652,616 S *	1/2012	Browne, Jr.	D3/10
D672,945 S *	12/2012	Millieret	D2/910
D694,994 S *	12/2013	Santos	D2/910
D721,876 S *	2/2015	Doyle	D2/897
D791,468 S *	7/2017	Benjamin	D3/7
D808,133 S *	1/2018	Denney	D2/910
D812,367 S *	3/2018	Cummins	D3/10
D813,505 S *	3/2018	Brown	D2/923
D814,171 S *	4/2018	Benjamin	D3/7
D846,239 S *	4/2019	Redon	D2/902
D854,790 S *	7/2019	Bloor	D2/902
D861,316 S *	10/2019	Prochmann	D2/972
D868,434 S *	12/2019	Wu	D2/910
2009/0056778 A1 *	3/2009	Dean	A45B 9/04
				135/77

* cited by examiner

Primary Examiner — Steven J Czyn

(74) *Attorney, Agent, or Firm* — Gulf Coast Intellectual Property Group

(57) **CLAIM**


The ornamental design for a walking cane, as shown and described.

DESCRIPTION

FIG. 1 is a side perspective view of a walking cane; and FIG. 2 is a front plan view thereof; and FIG. 3 is rear plan view thereof; and FIG. 4 is a left side view thereof; and, FIG. 5 is a right side view thereof.

The broken lines on the interior of the boot and the broken lines that surround the unclaimed surface ornamentation on the boot, form no part of the claimed design.

1 Claim, 2 Drawing Sheets






FIG. 1




FIG. 2

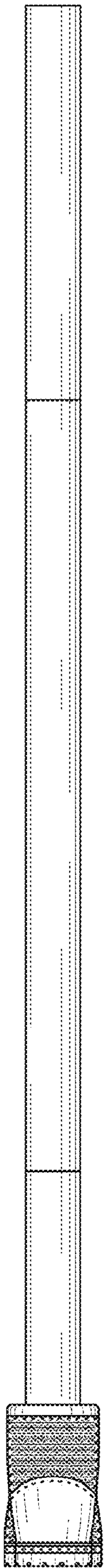


FIG. 3

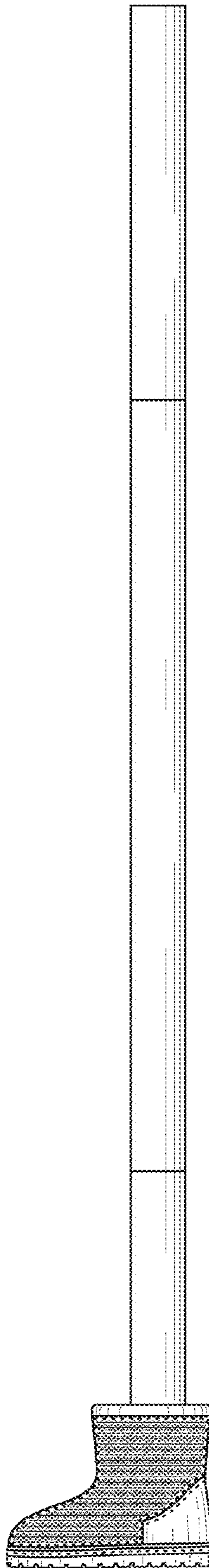


FIG. 4

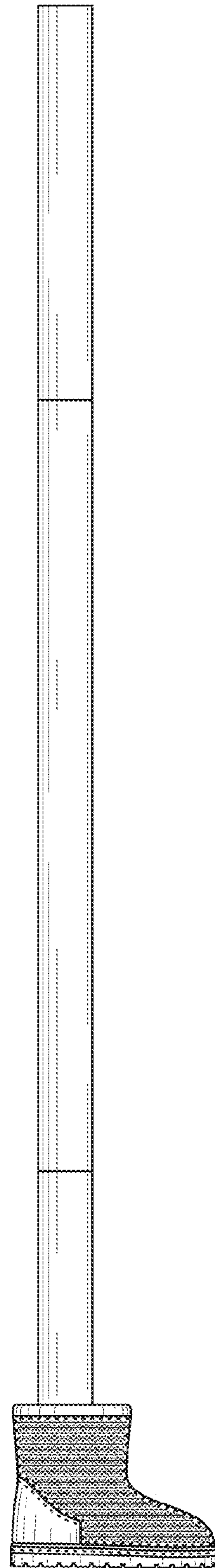


FIG. 5