



US00D890508S

(12) **United States Design Patent** (10) **Patent No.:** **US D890,508 S**
Ratzlaff (45) **Date of Patent:** **** Jul. 21, 2020**

(54) **SHOE UPPER**

(71) Applicant: **Skechers U.S.A., Inc. II**, Manhattan Beach, CA (US)

(72) Inventor: **Mark Ratzlaff**, Redondo Beach, CA (US)

(73) Assignee: **Skechers U.S.A., Inc. II**, Manhattan Beach, CA (US)

(**) Term: **15 Years**

(21) Appl. No.: **29/730,231**

(22) Filed: **Apr. 2, 2020**

(51) **LOC (12) Cl.** **02-04**

(52) **U.S. Cl.**
 USPC **D2/972**

(58) **Field of Classification Search**
 USPC D2/896, 902, 904, 906-908, 944, 947, D2/969, 972-974; D5/47, 49, 50, 53, 54, D5/56, 60
 CPC ... A43B 13/181; A43B 13/141; A43B 13/186; A43B 13/188; A43B 23/00; A43B 23/02; A43B 5/00; A43B 23/26; A43B 1/04; A43B 11/14; A43B 7/00; A43B 3/12; A43C 3/00; A43C 5/00; A43C 7/00; A43C 11/004
 See application file for complete search history.

D519,272 S 4/2006 Robinson
 D524,528 S 7/2006 Teague
 D529,271 S * 10/2006 Kuerbis D2/972
 D570,591 S 6/2008 Farys et al.
 D583,134 S 12/2008 Moore et al.
 D607,197 S 1/2010 Chapman, Jr.
 D636,592 S * 4/2011 Dekovic D2/972
 D676,642 S 2/2013 Rasmussen
 D682,535 S * 5/2013 Dekovic D2/972
 D688,859 S 9/2013 Bonkowski
 D694,508 S 12/2013 Henrichot
 D765,964 S 9/2016 Fallon et al.
 D769,606 S 10/2016 Chiun-Ya
 D774,294 S * 12/2016 Seamarks D2/972
 D804,801 S 12/2017 Ford
 D804,804 S 12/2017 Popovic
 D813,517 S 3/2018 Fallon et al.
 D847,484 S 5/2019 Bethke
 D854,808 S * 7/2019 Hernandez D2/972
 D882,928 S * 5/2020 Bruns D2/972
 D882,933 S * 5/2020 Van Atta D2/972
 D883,645 S * 5/2020 Streck D2/972

* cited by examiner

Primary Examiner — Dominic V Simone
 (74) *Attorney, Agent, or Firm* — Marshall A. Lerner; Marvin H. Kleinberg; Kleinberg & Lerner, LLP

(57) **CLAIM**

The ornamental design for a shoe upper, as shown and described.

DESCRIPTION

FIG. 1 is a side view of a first embodiment of a shoe upper in accordance with my new design.
 FIG. 2 is a side view of a second embodiment of a shoe upper in accordance with my new design; and,
 FIG. 3 is a side view of a third embodiment of a shoe upper in accordance with my new design.
 The broken lines shown in the drawings represent portions of the shoe upper that form no part of the claimed design.

1 Claim, 3 Drawing Sheets

(56) **References Cited**

U.S. PATENT DOCUMENTS

D220,464 S * 4/1971 Hayashi D2/902
 D401,398 S 11/1998 Carlson
 D418,667 S 1/2000 Mcnaught
 D464,480 S 10/2002 Morris
 D490,973 S 6/2004 Link
 D493,612 S * 8/2004 Chang D2/972
 D493,956 S 8/2004 Costantini
 D516,797 S 3/2006 Roulo

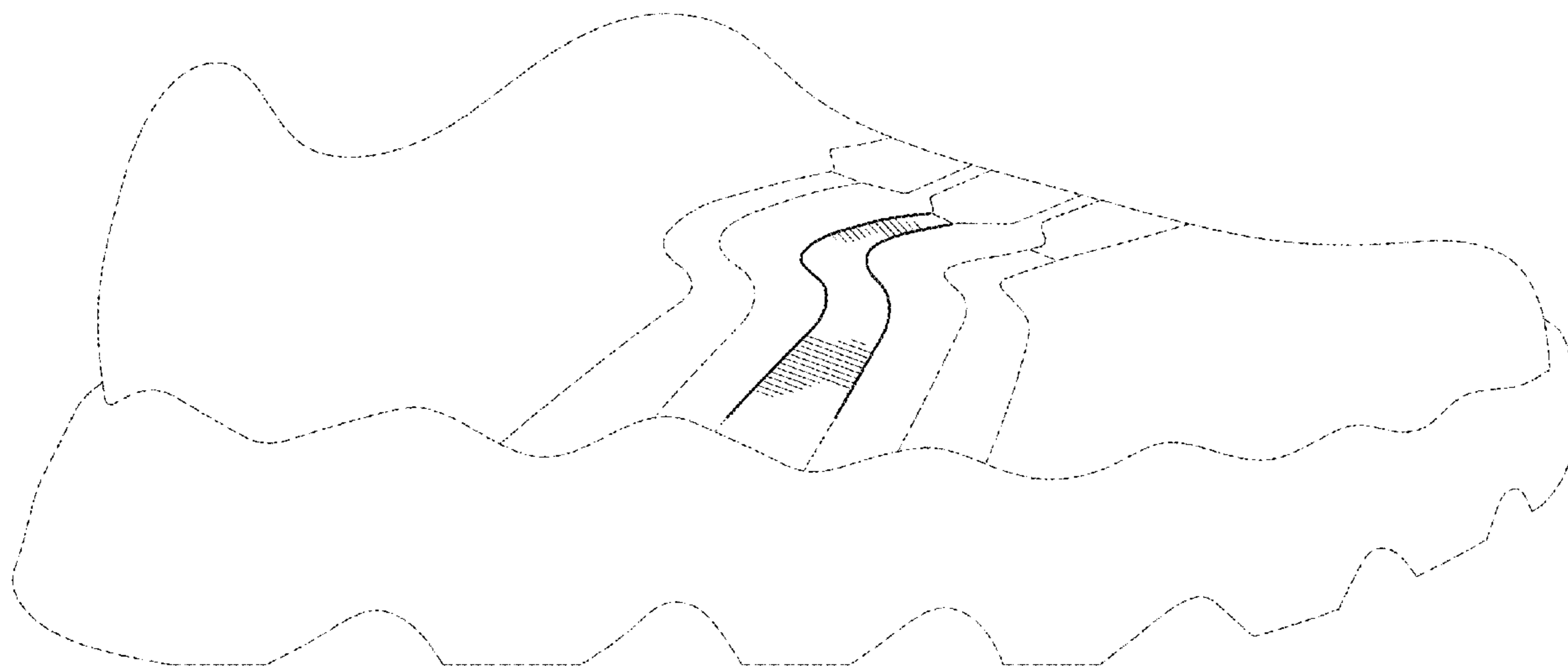




FIG. 1

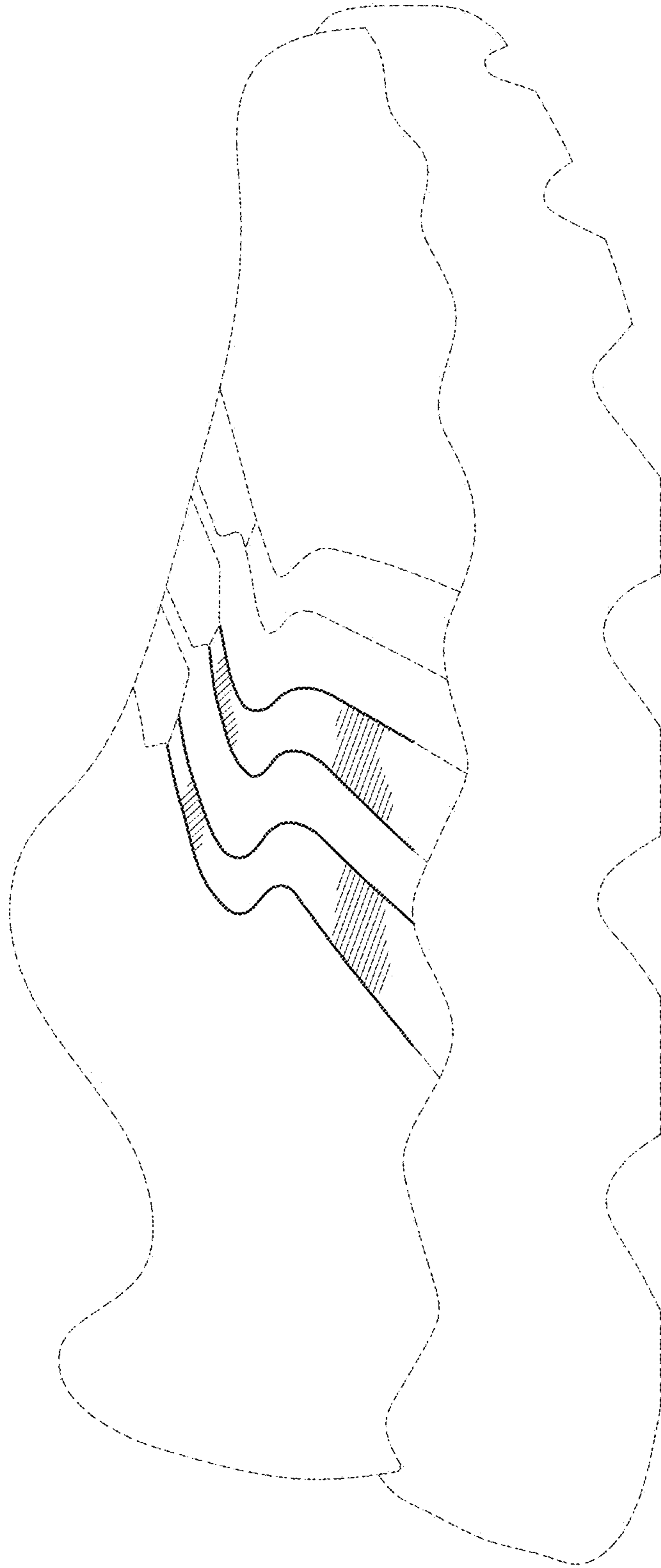


FIG. 2

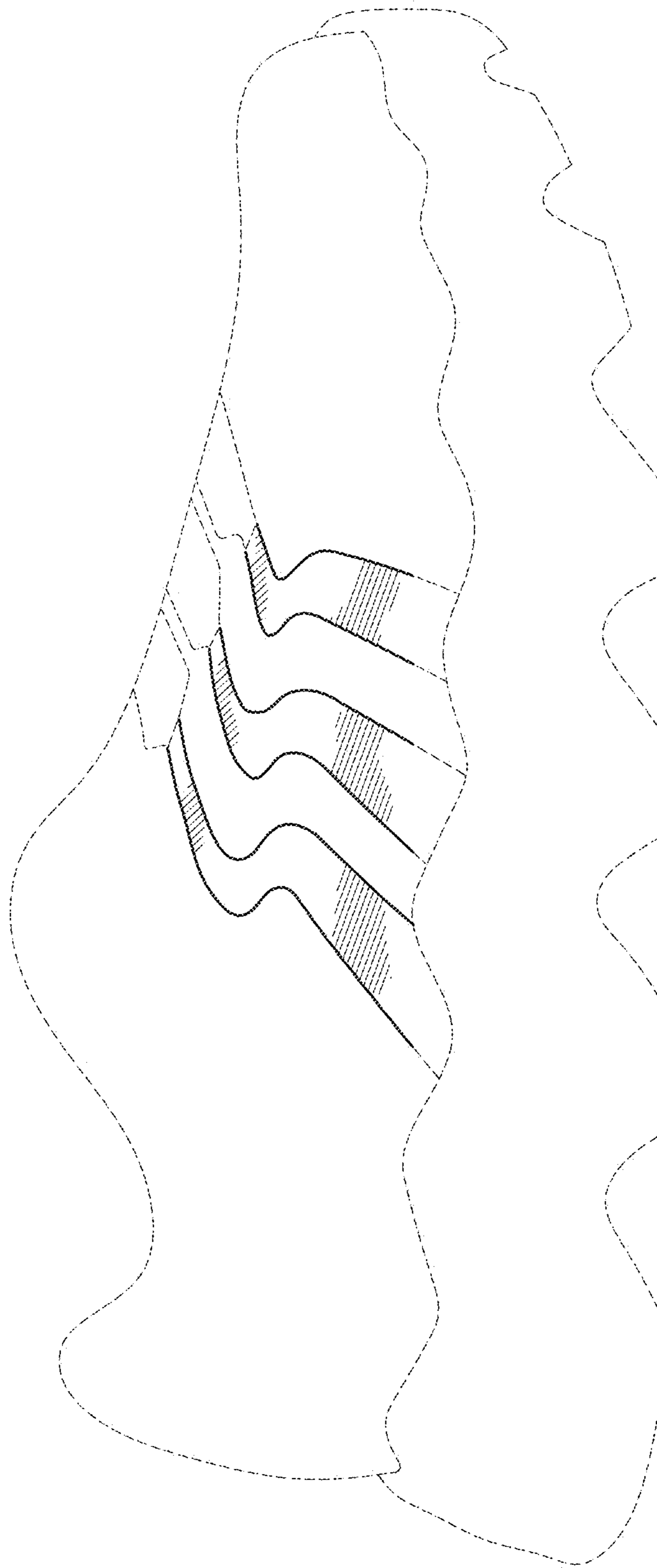


FIG. 3