

US00D890498S

(12) **United States Design Patent**  
**Fromholtz et al.**

(10) **Patent No.:** **US D890,498 S**

(45) **Date of Patent:** **\*\* \*Jul. 21, 2020**

(54) **PORTION OF AN INSOLE**

(71) Applicant: **Scholl's Wellness Company LLC**,  
Boston, MA (US)

(72) Inventors: **Alexander Fromholtz**, Leonia, NJ  
(US); **Daniel L. Miranda**, Basking  
Ridge, NJ (US)

(73) Assignee: **Scholl's Wellness Company LLC**,  
Parsippany, NJ (US)

(\*) Notice: This patent is subject to a terminal dis-  
claimer.

(\*\*) Term: **15 Years**

(21) Appl. No.: **29/653,344**

(22) Filed: **Jun. 14, 2018**

(51) **LOC (12) Cl.** ..... **02-04**

(52) **U.S. Cl.**  
USPC ..... **D2/961**

(58) **Field of Classification Search**  
USPC ..... D2/896, 946, 947, 951, 953, 954, 955,  
D2/956, 961, 959, 960  
CPC ..... A43B 13/00; A43B 13/02; A43B 13/04;  
A43B 13/14; A43B 13/141; A43B 13/18;  
A43B 13/181; A43B 13/32; A43B 13/38;  
A43B 13/40; A43B 17/00; A43B 17/003;  
A43B 17/14; A43B 19/00

See application file for complete search history.

(56) **References Cited**

**U.S. PATENT DOCUMENTS**

D389,996 S *	2/1998	Sessa	.....	D2/961
D456,125 S *	4/2002	Grisoni	.....	D2/961
D456,126 S *	4/2002	Grisoni	.....	D2/961
D456,127 S *	4/2002	Grisoni	.....	D2/961
D474,004 S *	5/2003	Kuerbis	.....	D2/951

D474,005 S *	5/2003	Kuerbis	.....	D2/951
D475,510 S *	6/2003	Reynolds	.....	D2/946
6,898,871 B2 *	5/2005	Herman	.....	A43B 7/146 36/141
D513,662 S *	1/2006	Bayly	.....	D2/961
7,159,342 B2 *	1/2007	Grisoni	.....	A43B 7/1425 36/180
D601,786 S *	10/2009	Avent	.....	D2/961
D617,087 S *	6/2010	Avent	.....	D2/961
D628,371 S *	12/2010	Yang	.....	D2/961
D646,474 S *	10/2011	Avent	.....	D2/961
D693,554 S *	11/2013	Philipp	.....	D2/961
D789,060 S *	6/2017	Guyan	.....	D2/961
D841,967 S *	3/2019	Haasteren	.....	D2/961

\* cited by examiner

*Primary Examiner* — Elizabeth J Oswecki

(74) *Attorney, Agent, or Firm* — Lowenstein Sandler LLP

(57) **CLAIM**

The ornamental design for a portion of an insole, as shown  
and described.

**DESCRIPTION**

FIG. 1 is a perspective view of a portion of an insole  
showing our new design;

FIG. 2 is an enlarged portion view labeled, FIG. 2 in FIG.  
1;

FIG. 3 is an enlarged cross-section view taken along line 3-3  
of FIG. 1;

FIG. 4 is a bottom view thereof;

FIG. 5 is a side view thereof;

FIG. 6 is an opposite side view of FIG. 5;

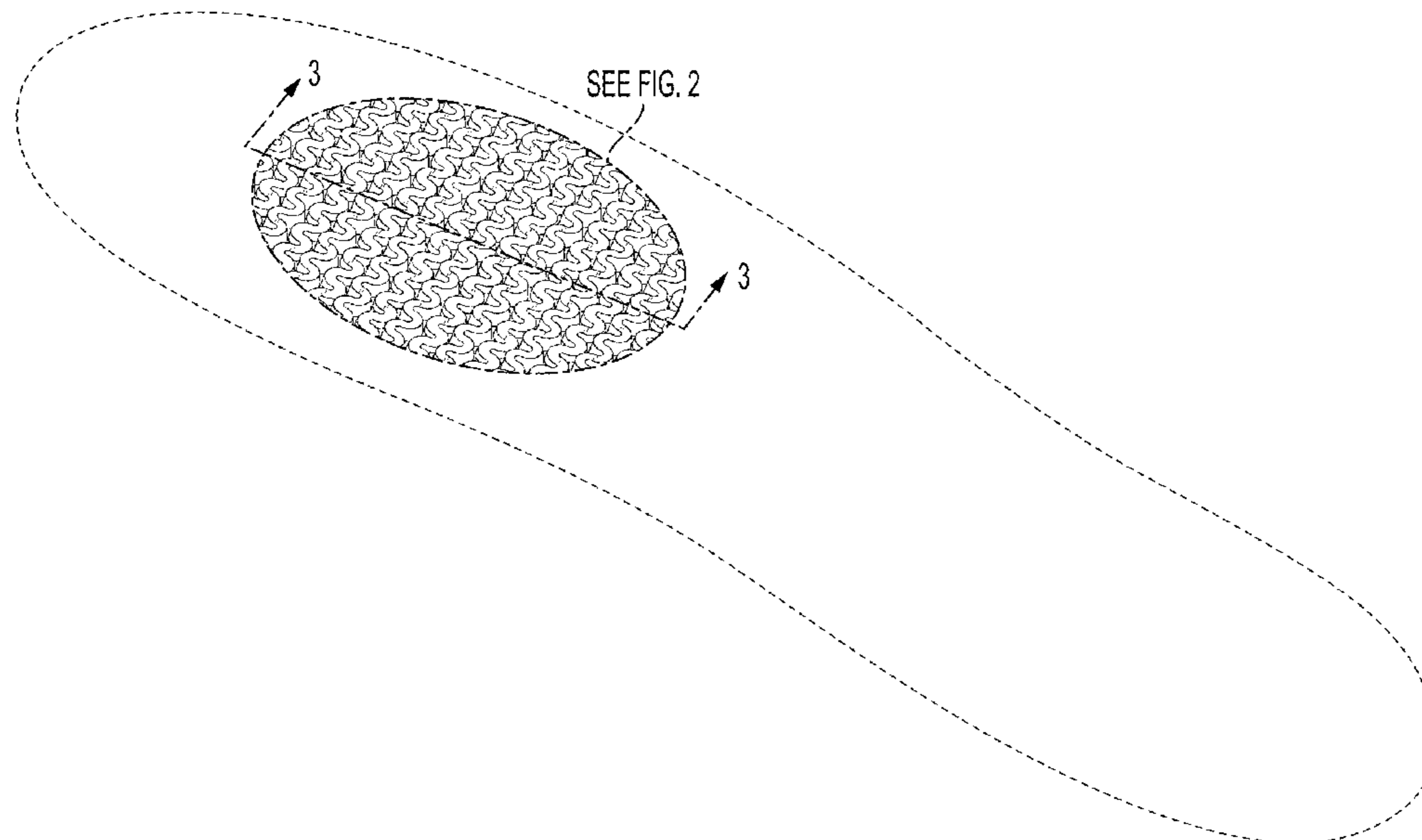
FIG. 7 is a front view thereof; and,

FIG. 8 is a rear view thereof.

The dash-dot lines in the drawings represent the bounds of  
the claimed design.

The dash-dash lines in the drawings depict portions of an  
insole that form no part of the claimed design.

**1 Claim, 5 Drawing Sheets**



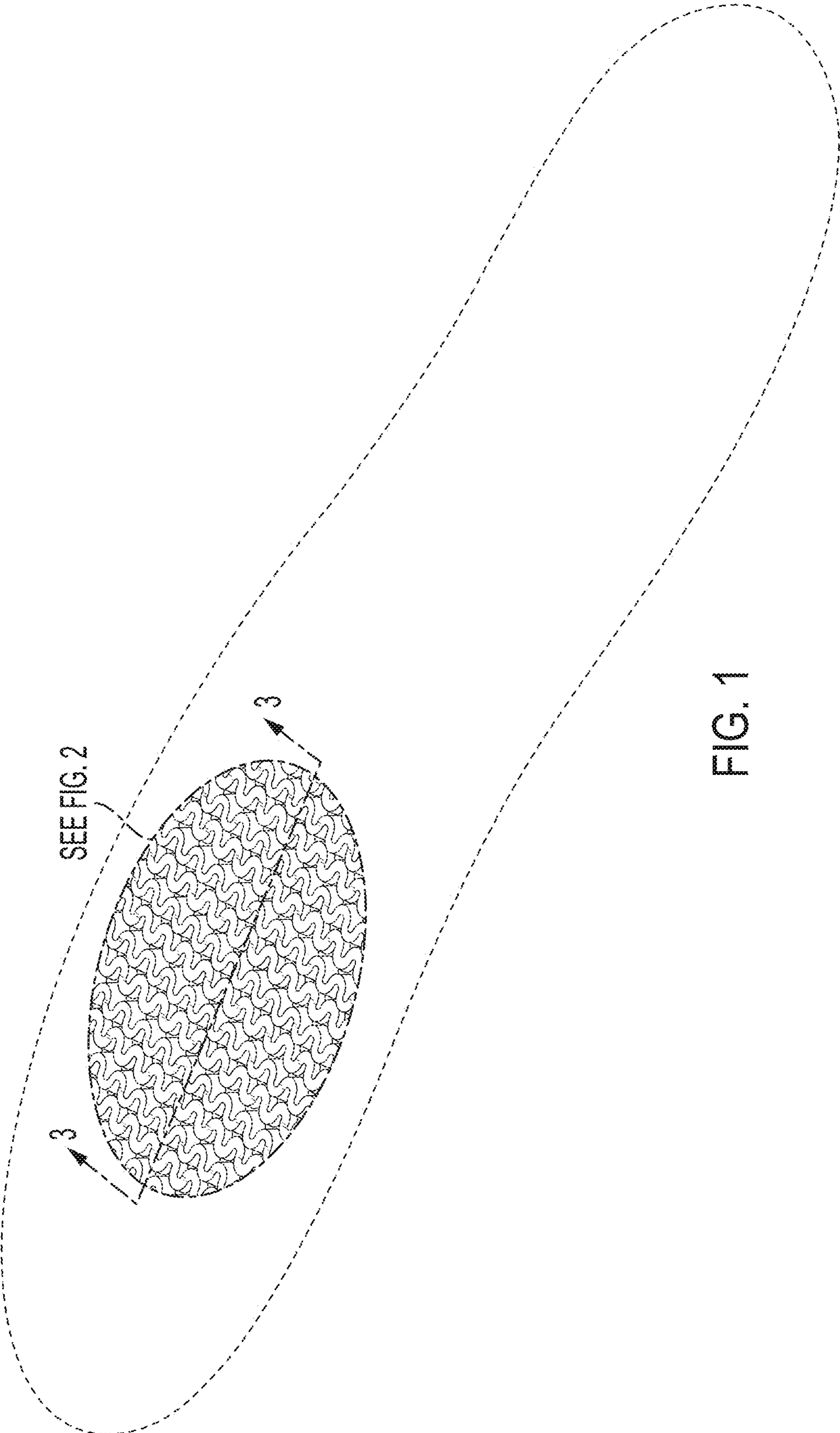


FIG. 1

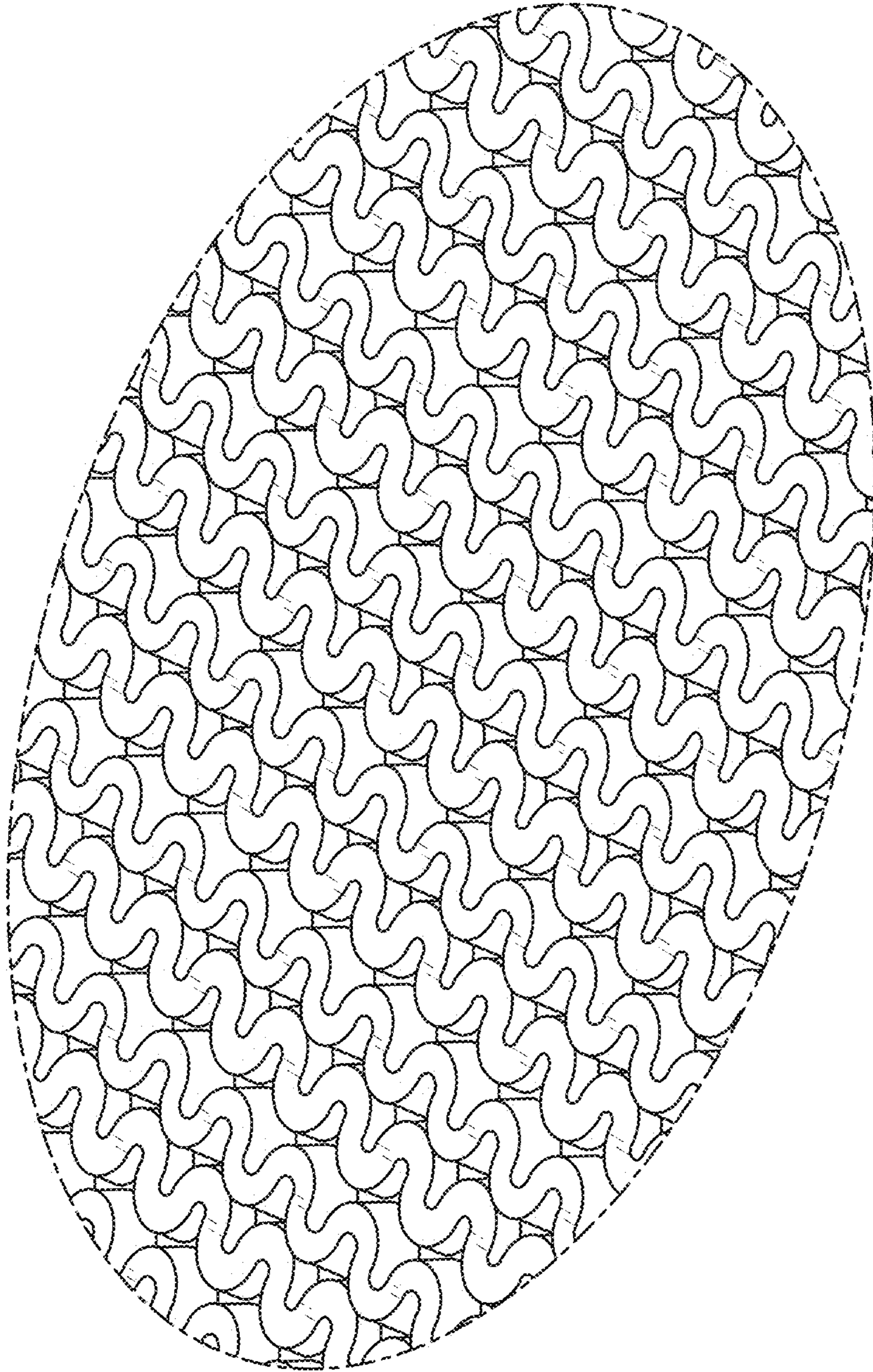


FIG. 2



FIG. 3

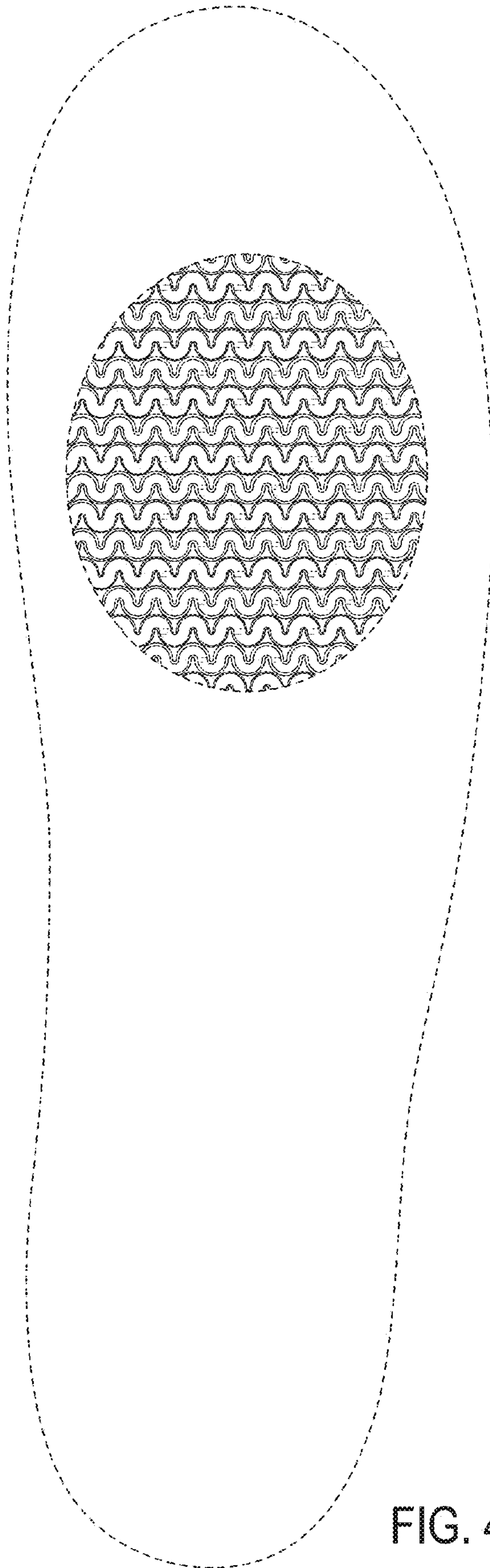


FIG. 4




FIG. 5




FIG. 6




FIG. 7



FIG. 8