



US00D890482S

(12) **United States Design Patent** (10) **Patent No.:** **US D890,482 S**  
**Sassi** (45) **Date of Patent:** **\*\* Jul. 21, 2020**

(54) **SHOE**  
(71) Applicant: **VALENTINO S.p.A.**, Milan (IT)  
(72) Inventor: **Stefano Sassi**, Milan (IT)  
(73) Assignee: **VALENTINO S.p.A.**, Milan (IT)

D765,956 S \* 9/2016 Sassi ..... D2/939  
D769,589 S \* 10/2016 Sassi ..... D2/931  
D811,703 S \* 3/2018 Sassi ..... D2/939  
D812,354 S \* 3/2018 Sassi ..... D2/939  
D817,608 S \* 5/2018 Sassi ..... D2/917  
D818,249 S \* 5/2018 Sassi ..... D2/916  
D818,250 S \* 5/2018 Sassi ..... D2/916

(\*\*) Term: **15 Years**

(21) Appl. No.: **29/627,079**

(22) Filed: **Nov. 22, 2017**

(30) **Foreign Application Priority Data**

May 23, 2017 (IT) ..... 402017000055682

(51) **LOC (12) Cl.** ..... **02-04**

(52) **U.S. Cl.**  
USPC ..... **D2/925; D2/929; D2/966**

(58) **Field of Classification Search**  
USPC ..... D2/896-900, 909, 910, 916-918,  
D2/925-946, 966, 969-971  
CPC .. A43B 5/12; A43B 3/28; A43B 21/00; A43B  
23/24; A43B 3/0078  
See application file for complete search history.

(56) **References Cited**

**U.S. PATENT DOCUMENTS**

D91,535 S \* 2/1934 Morali ..... D2/932  
1,977,995 A \* 10/1934 Morali ..... A43B 3/0078  
36/11.5  
D552,841 S \* 10/2007 Choi ..... D2/971  
D579,187 S \* 10/2008 Guers-Neyraud ..... D2/970  
D664,332 S \* 7/2012 Garcia Mira ..... D2/925  
D699,021 S \* 2/2014 Sassi ..... D2/910  
D740,000 S \* 10/2015 Sassi ..... D2/929

**OTHER PUBLICATIONS**

Valentino Garavani, "Sporty in New York" Nov. 21, 2017, Published on Youtube, YouTube video. (Year: 2017).\*

\* cited by examiner

*Primary Examiner* — Rashida C. Walshon  
(74) *Attorney, Agent, or Firm* — Thomas|Horstemeyer, LLP

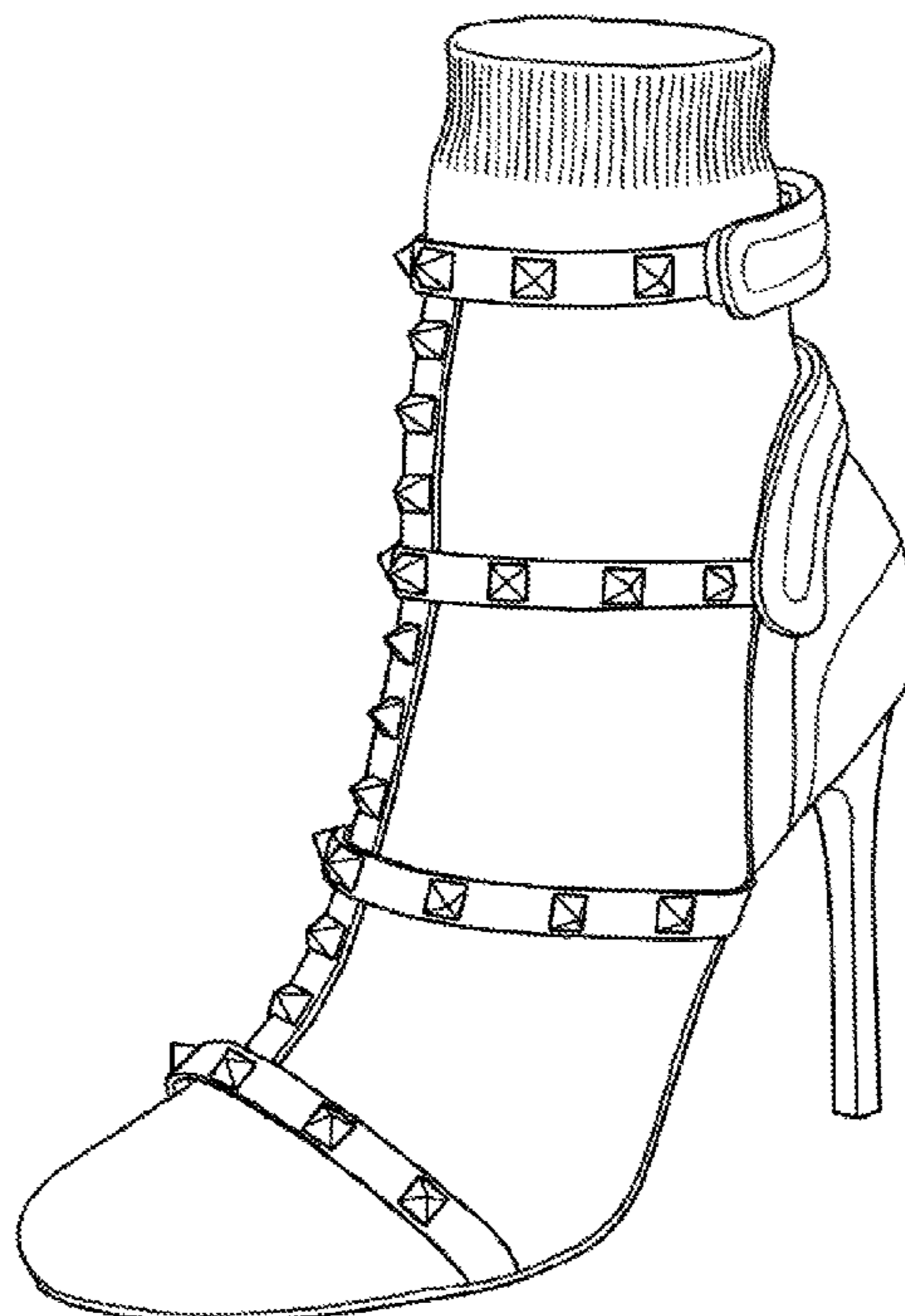
(57) **CLAIM**

The ornamental design for a shoe, as shown and described.

**DESCRIPTION**

FIG. 1 is a perspective view of a shoe showing my new design;  
FIG. 2 is a front elevational view thereof;  
FIG. 3 is a rear elevational view thereof, opposite that of FIG. 2;  
FIG. 4 is a side elevational view thereof;  
FIG. 5 is a side elevational view thereof, from a side opposite that of FIG. 4;  
FIG. 6 is a top view thereof; and,  
FIG. 7 is a bottom view thereof, opposite that of FIG. 6.

**1 Claim, 7 Drawing Sheets**






FIG. 1

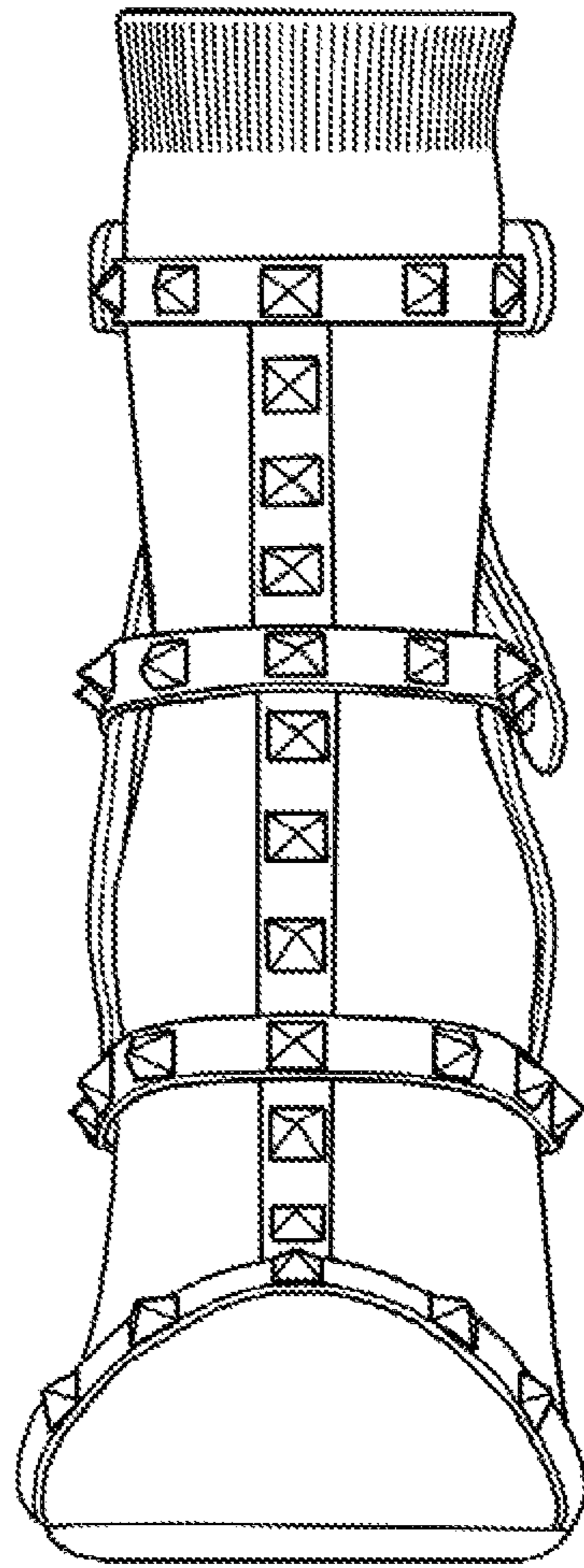


FIG. 2

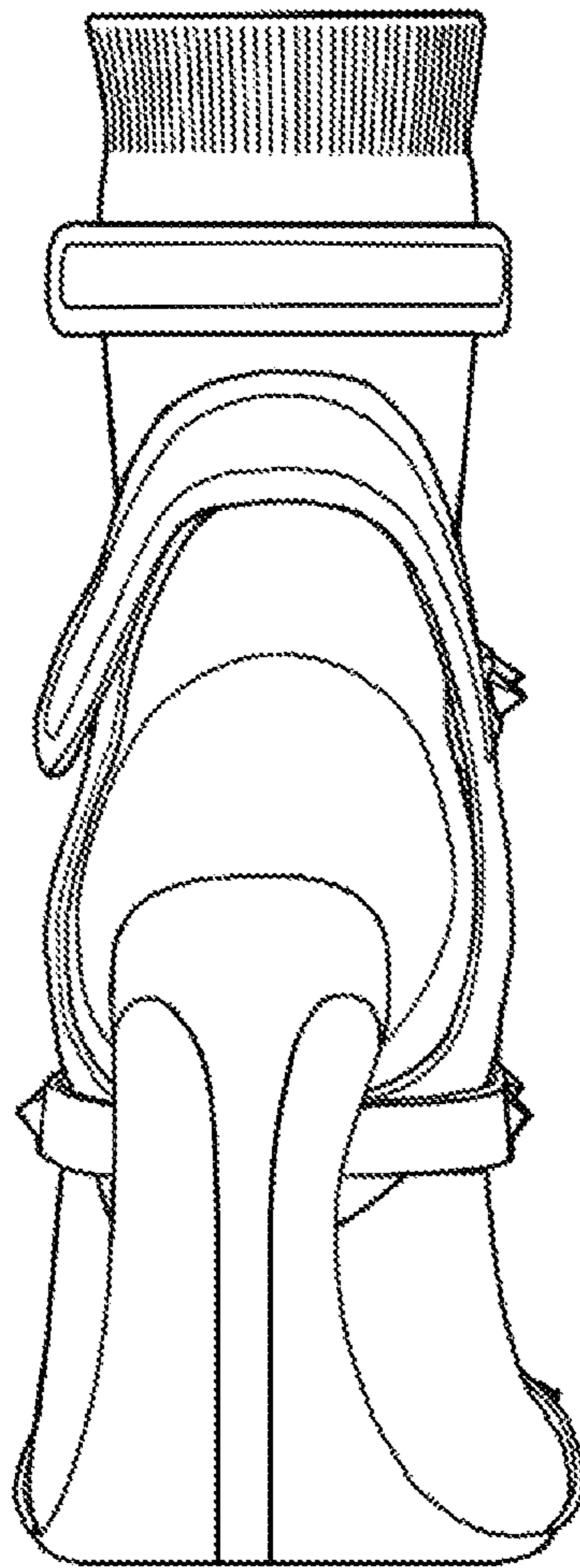


FIG. 3



FIG. 4



FIG. 5

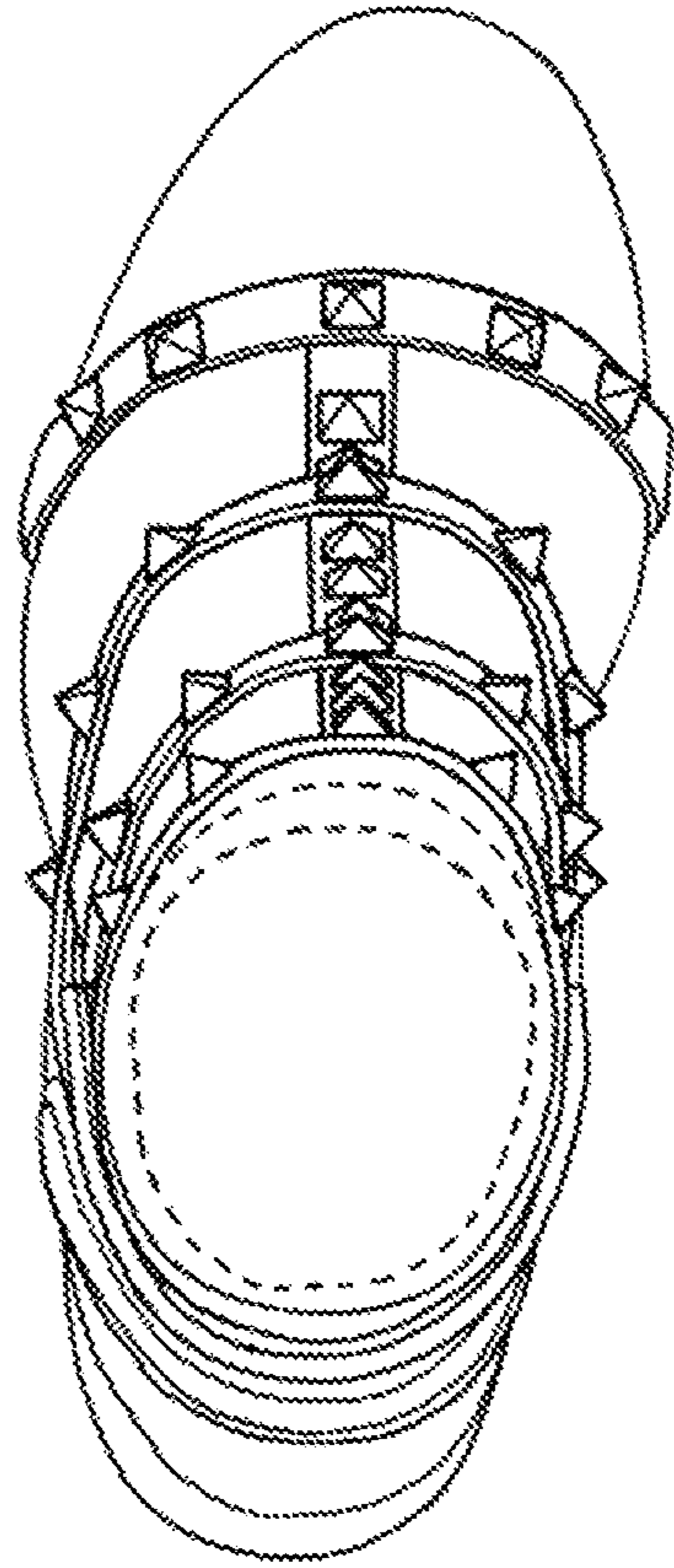


FIG. 6

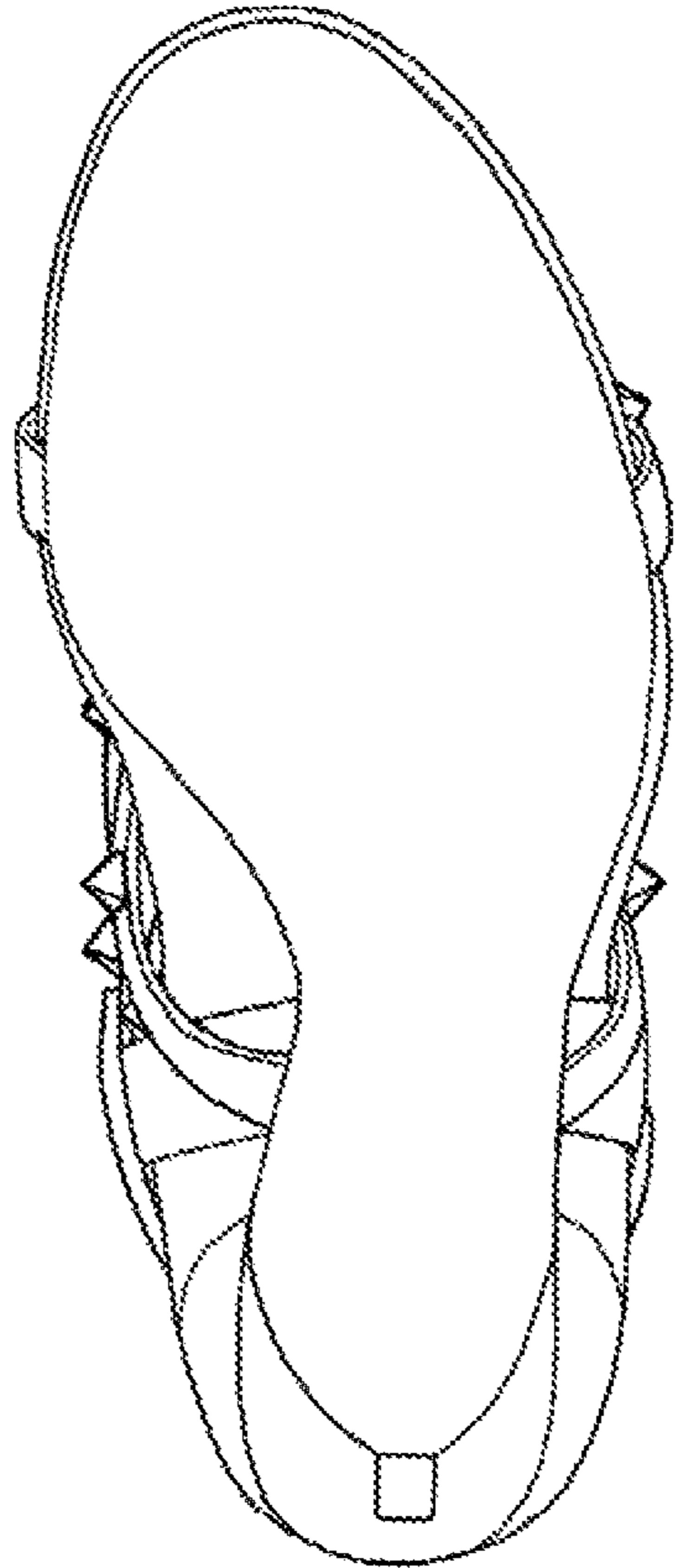


FIG. 7