



US00D890453S

(12) **United States Design Patent**
Blair

(10) **Patent No.:** **US D890,453 S**

(45) **Date of Patent:** **** Jul. 14, 2020**

(54) **ANIMAL TOY**

A63B 2071/0602; A63B 21/0055; A63B
2207/02; A63B 2225/54; A63B 69/0053;
A63B 2047/043

(71) Applicant: **Safestix Ltd**, London, England (GB)

See application file for complete search history.

(72) Inventor: **Paul Blair**, London (GB)

(73) Assignee: **SAFESTIX LTD**, London, England
(GB)

(56) **References Cited**

U.S. PATENT DOCUMENTS

3,359,678 A * 12/1967 Headrick A63H 33/18
446/46
D295,429 S * 4/1988 Sandeen D21/443
4,973,284 A * 11/1990 Sassak A63H 3/003
446/268
D402,318 S * 12/1998 Dunipace D21/443
6,174,214 B1 * 1/2001 Cooper A63H 33/18
446/46
D548,409 S * 8/2007 Renforth D21/444

(Continued)

(**) Term: **15 Years**

(21) Appl. No.: **29/657,549**

(22) Filed: **Jul. 24, 2018**

(30) **Foreign Application Priority Data**

Jun. 9, 2018 (EM) 005305059-0001

(51) **LOC (12) Cl.** **30-99**

(52) **U.S. Cl.**
USPC **D30/160**

(58) **Field of Classification Search**
USPC D21/398, 400, 402, 412, 415, 426, 436,
D21/439, 440, 441, 443, 455, 460-462,
D21/466-468, 479, 495, 563, 656, 712,
D21/713, 788, 799.1, 470, 681; D24/211,
D24/214, 215, 193-195; D30/160, 112,
D30/119; D1/125-127

CPC A63H 5/00; A63H 33/26; A63H 33/18;
A63H 29/22; A63H 29/24; A63H
2200/00; A63H 11/00; A63H 13/00;
A63H 18/02; A63H 18/14; A63H 18/16;
A63H 29/00; A63H 33/009; A63H 33/22;
A63H 33/3055; A63H 3/003; A63H
3/006; A63H 3/008; A63H 3/24; A63H
3/28; A63H 3/31; A63H 3/36; A63H
9/00; A63B 59/20; A63B 69/406; A63B
47/04; A63B 2220/51; A63B 2220/53;
A63B 2220/56; A63B 2220/805; A63B
2071/0625; A63B 2071/063; A63B
2220/17; A63B 2220/18; A63B 2220/40;
A63B 2220/803; A63B 2220/833; A63B
43/004; A63B 43/06; A63B 71/0622;

FOREIGN PATENT DOCUMENTS

EM 0053050590001 6/2018

Primary Examiner — Sheryl Lane

Assistant Examiner — Aula Soroush

(74) *Attorney, Agent, or Firm* — Hanrahan Law Firm,
P.A.; Benjamin M. Hanrahan

(57) **CLAIM**

The ornamental design for an animal toy, as shown and
described.

DESCRIPTION

FIG. 1 is a top perspective view illustrating my design for an
animal toy.

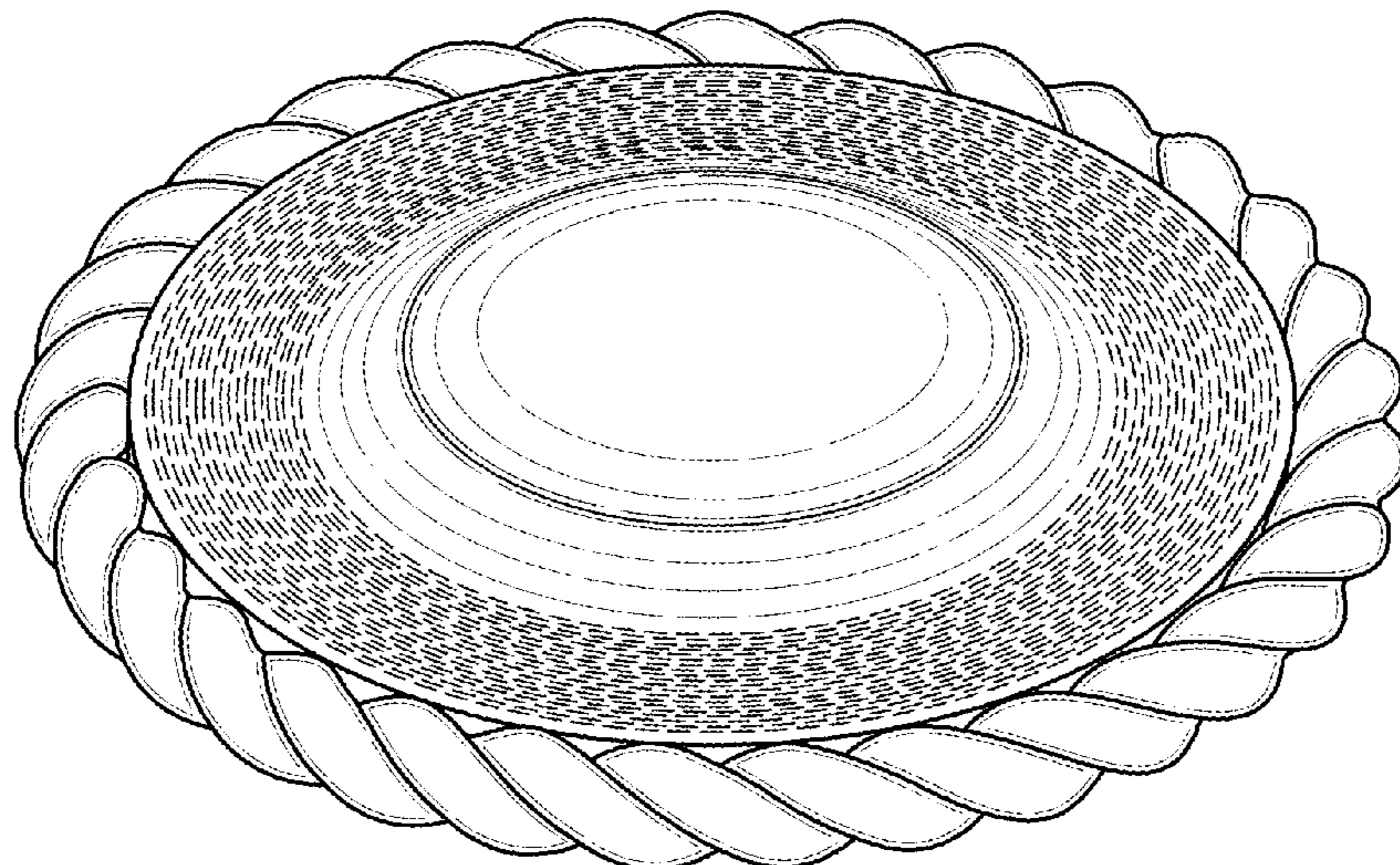
FIG. 2 is a top view thereof.

FIG. 3 is a bottom view thereof; and,

FIG. 4 is an elevation view thereof, wherein the front
elevation view, rear elevation view, left side elevation view,
and right side elevation view are the same.

The broken lines in FIGS. 1 through 4 show portions of the
article that form no part of the claimed design.

1 Claim, 4 Drawing Sheets



(56)

References Cited

U.S. PATENT DOCUMENTS

D569,562 S *	5/2008	Nazimek	D30/160
8,474,410 B2 *	7/2013	Oblack	A01K 15/025
			119/709
2004/0083983 A1 *	5/2004	Markham	A01K 15/025
			119/709
2004/0259460 A1 *	12/2004	Persall, Sr.	A01K 15/026
			446/20
2006/0141896 A1 *	6/2006	Owens	A63H 33/18
			446/48
2006/0194504 A1 *	8/2006	Ragonetti	A01K 15/025
			446/46
2007/0026758 A1 *	2/2007	Renforth	A01K 15/025
			446/46
2009/0176436 A1 *	7/2009	Stark	A63H 33/18
			446/46

* cited by examiner

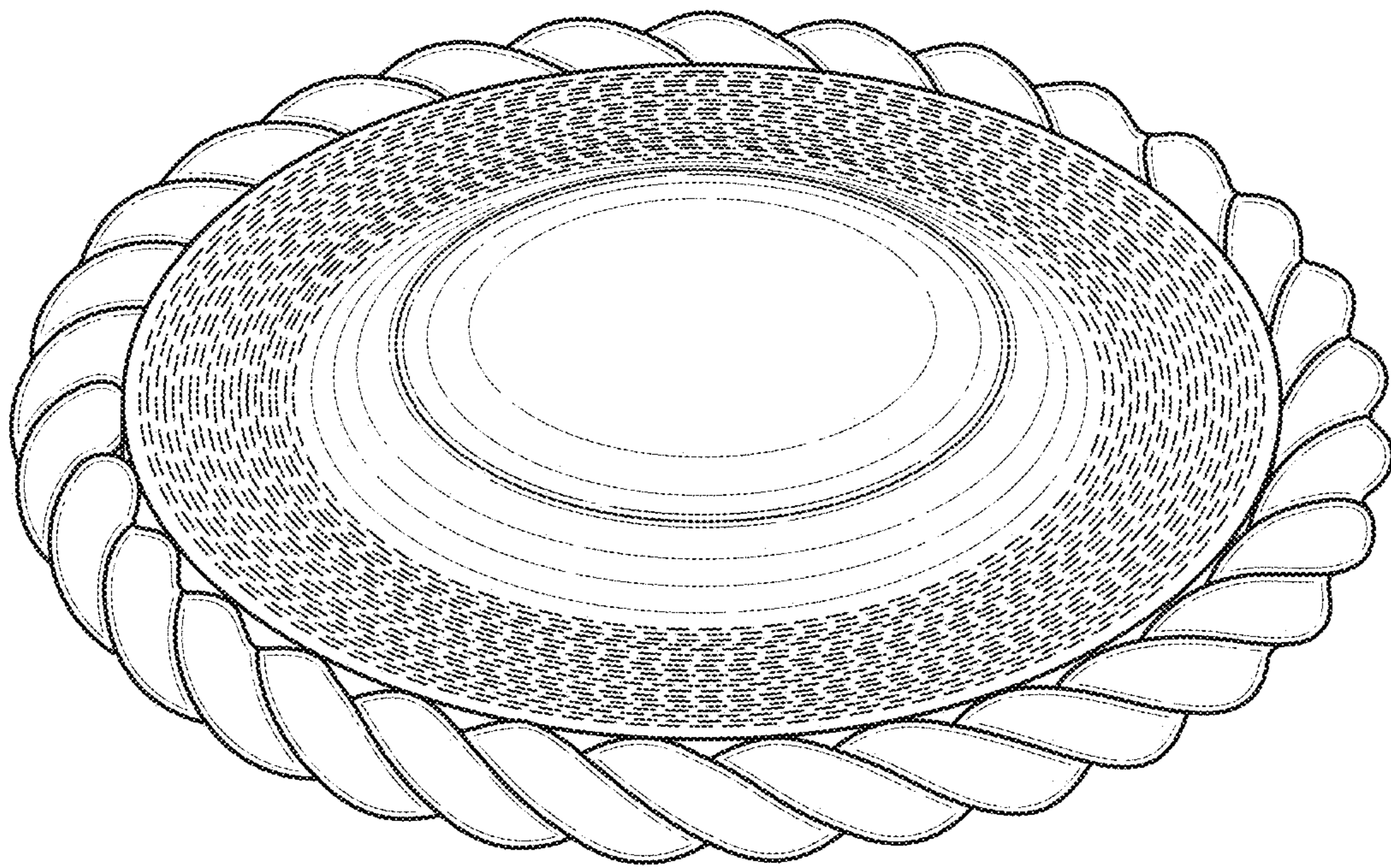


FIG. 1




FIG. 2




FIG. 3




FIG. 4