

US00D890452S

(12) **United States Design Patent** (10) **Patent No.:** **US D890,452 S**
Seadler et al. (45) **Date of Patent:** **** Jul. 14, 2020**

- (54) **BIRD-SHAPED ANIMAL TOY**
- (71) Applicant: **PetSmart Home Office, Inc.**, Phoenix, AZ (US)
- (72) Inventors: **Toby Hannah Seadler**, Phoenix, AZ (US); **Reyna Jew**, Phoenix, AZ (US); **Jeffrey Stocker Watson**, Phoenix, AZ (US)
- (73) Assignee: **PetSmart Home Office, Inc.**, Phoenix, AZ (US)

D566,204 S *	4/2008	Altneu	D21/607
D570,428 S *	6/2008	Kelly	D21/606
D603,465 S *	11/2009	Kelly	D21/606
D647,670 S	10/2011	Byrne	
D648,906 S	11/2011	Byrne	
D650,538 S	12/2011	Anderson	
9,282,724 B2	4/2016	Nunn	
D772,349 S *	11/2016	Arnau Lasierra	D21/587
D813,959 S *	3/2018	Givens	D21/607
D819,145 S *	5/2018	Charbonneau	D21/609
D822,130 S *	7/2018	Dos Santos	D21/606
D825,689 S *	8/2018	Tsuji	D21/658
D825,691 S *	8/2018	Tsuji	D21/658
D825,692 S *	8/2018	Tsuji	D21/658
D847,273 S *	4/2019	Charbonneau	D21/609

(**) Term: **15 Years**

- (21) Appl. No.: **29/653,279**
- (22) Filed: **Jun. 13, 2018**
- (51) **LOC (12) Cl.** **30-99**
- (52) **U.S. Cl.**
USPC **D30/160**
- (58) **Field of Classification Search**
USPC D30/160; D21/576-595, 606-609;
D6/598; D11/158, 159, 162
CPC ... A63H 3/00; A63H 3/02; A63H 3/06; A63H
3/08; A63H 3/10; A63H 3/16; A63H
3/20; A63H 7/00; A63H 13/00; A63H
11/18; A63H 11/20
See application file for complete search history.

(56) **References Cited**

U.S. PATENT DOCUMENTS

D140,865 S *	4/1945	Hopkins	D11/162
D205,952 S *	10/1966	Verhoye	D21/606
D374,520 S	10/1996	Plunk	
D374,748 S	10/1996	Plunk	
D378,151 S	2/1997	Plunk	
D382,315 S *	8/1997	Chae	D21/587
D457,204 S *	5/2002	Cooper	D21/607
D555,215 S *	11/2007	Dolce	D21/606
D558,839 S *	1/2008	Kittelson	D21/606
D563,060 S *	2/2008	Lamstein	D21/606

FOREIGN PATENT DOCUMENTS

CN 302064742 9/2012

* cited by examiner

Primary Examiner — Sheryl Lane
Assistant Examiner — Aula Soroush
(74) *Attorney, Agent, or Firm* — Duane Morris LLP

(57) **CLAIM**

We claim the ornamental design for a bird-shaped animal toy, as shown and described.

DESCRIPTION

FIG. 1 is a perspective view of a bird-shaped animal toy showing our new design.
FIG. 2 is a front elevational view thereof;
FIG. 3 is a rear elevational view thereof;
FIG. 4 is a left side elevational view thereof;
FIG. 5 is a right side elevational view thereof;
FIG. 6 is a top plan view thereof; and,
FIG. 7 is a bottom plan view thereof.
The broken lines in the figures represent portions of the bird-shaped animal toy that form no part of the claimed design.

1 Claim, 7 Drawing Sheets





FIG. 1

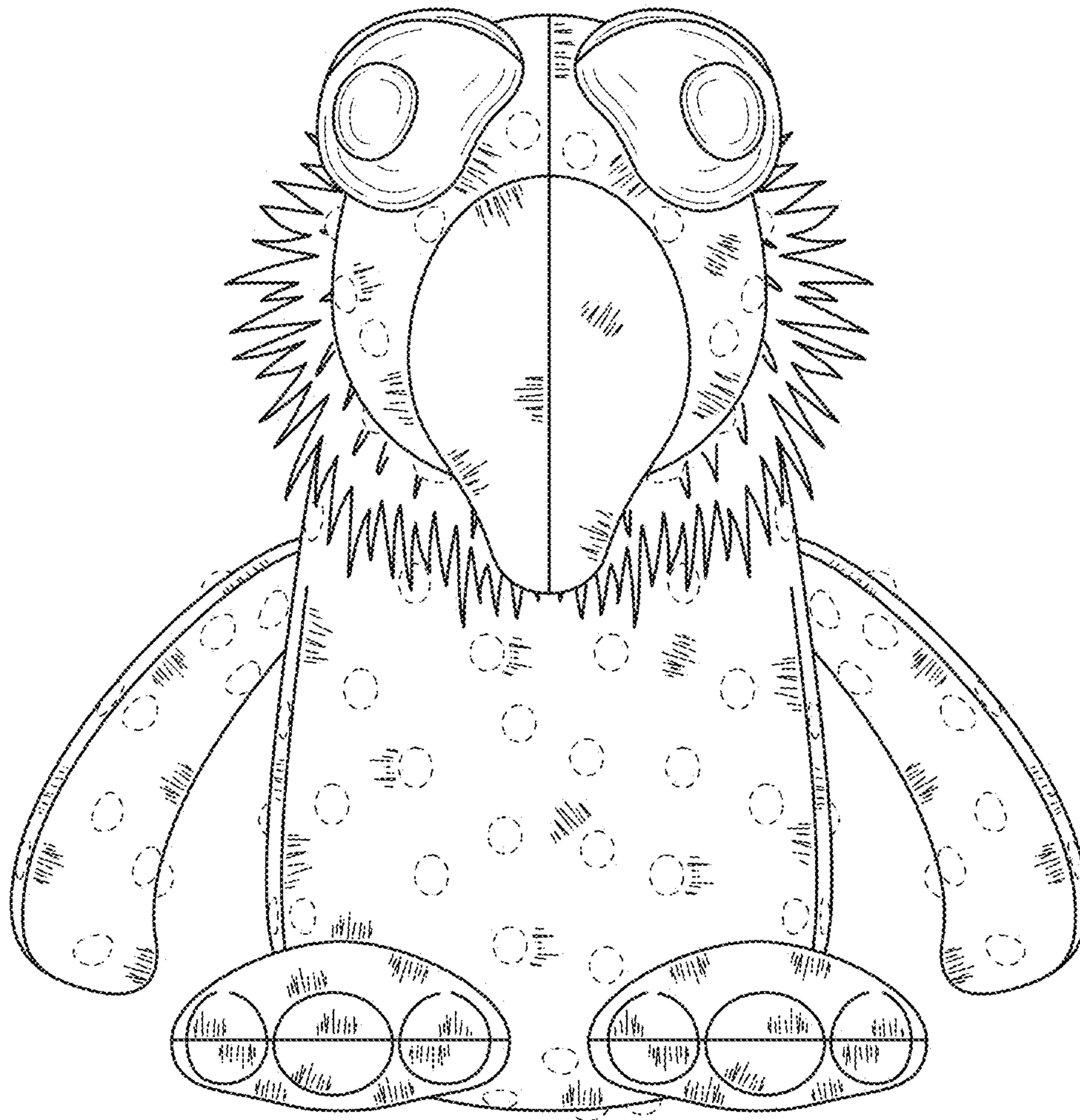


FIG. 2

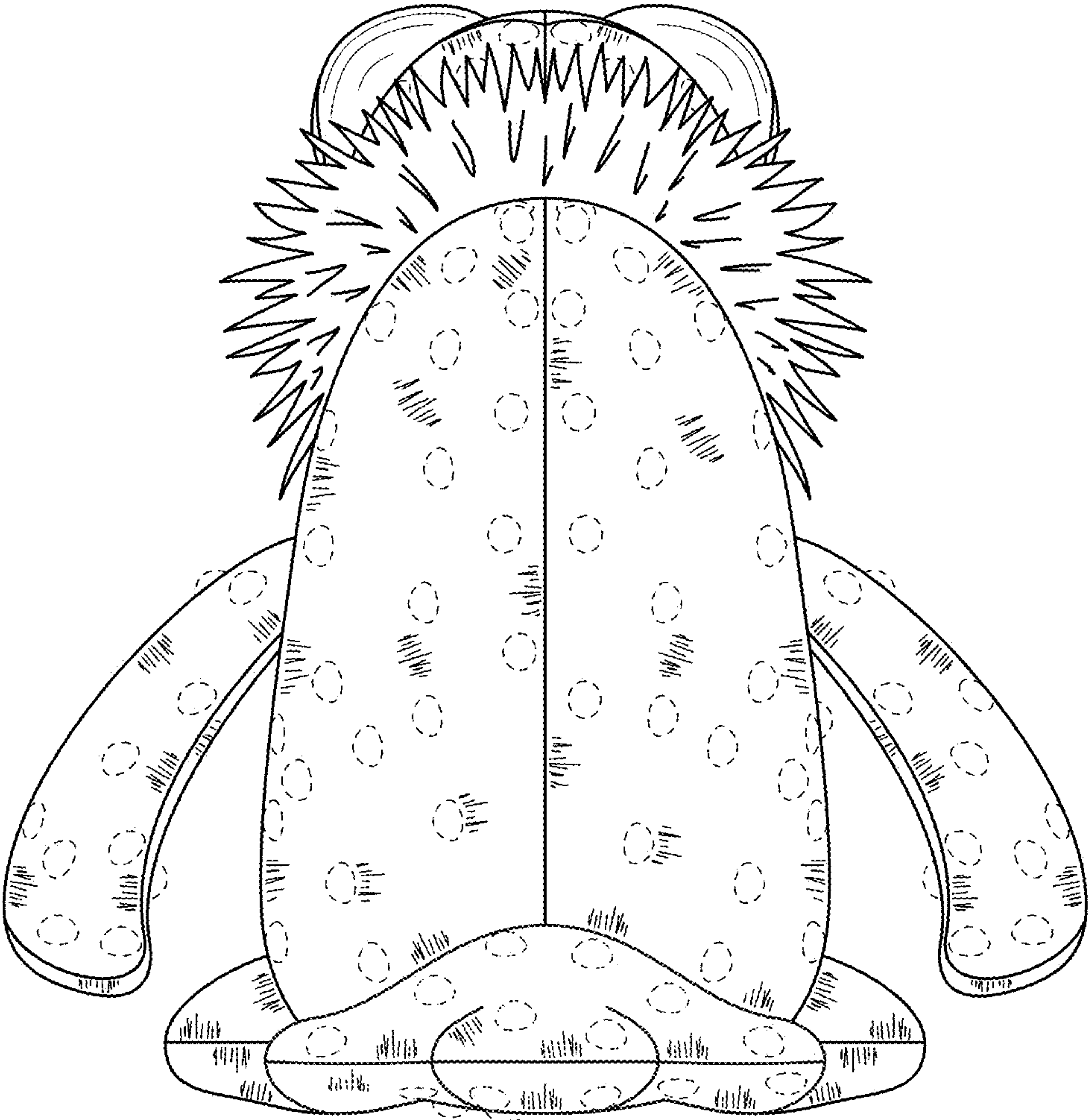


FIG. 3




FIG. 4




FIG. 5

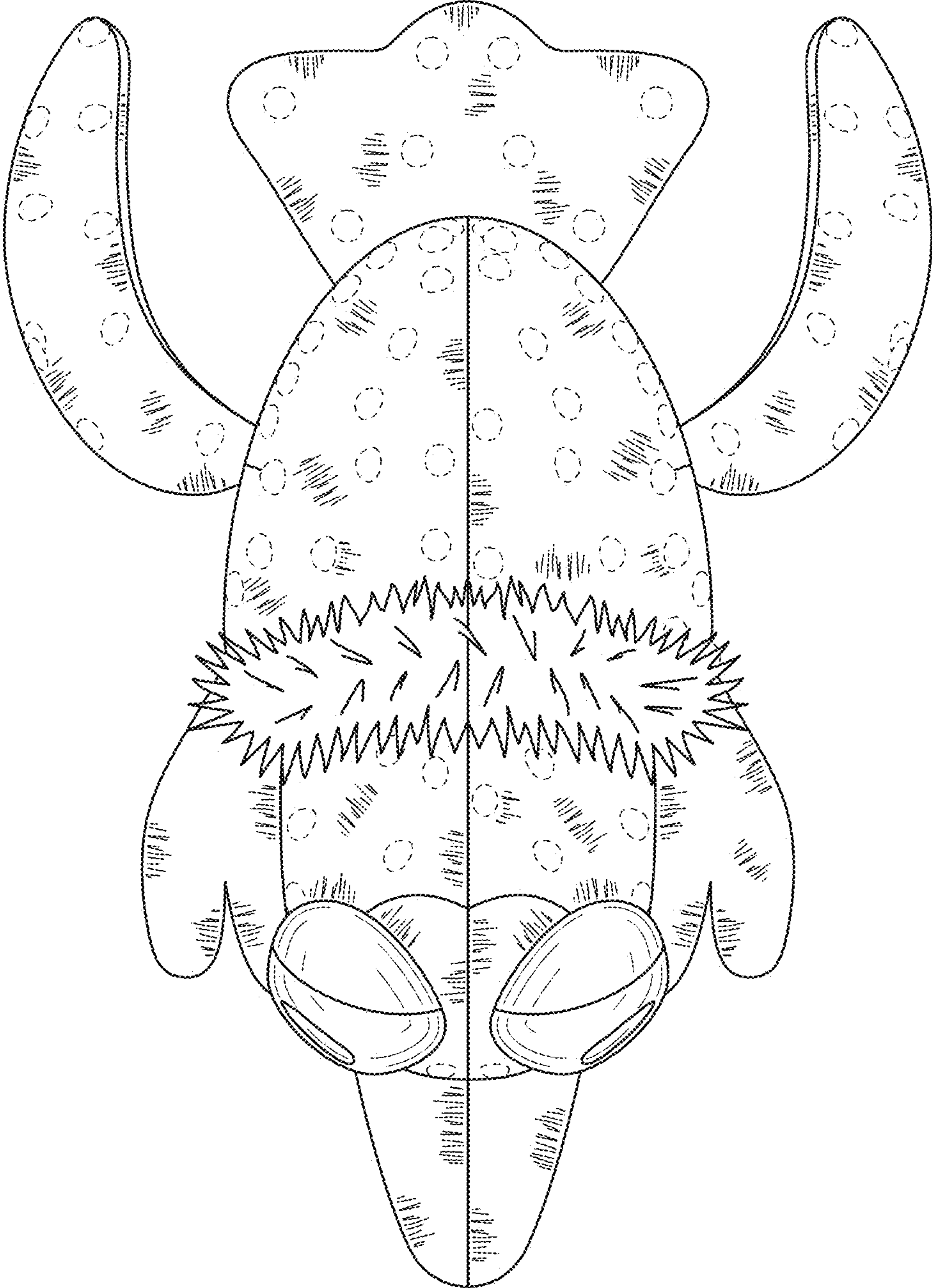


FIG. 6

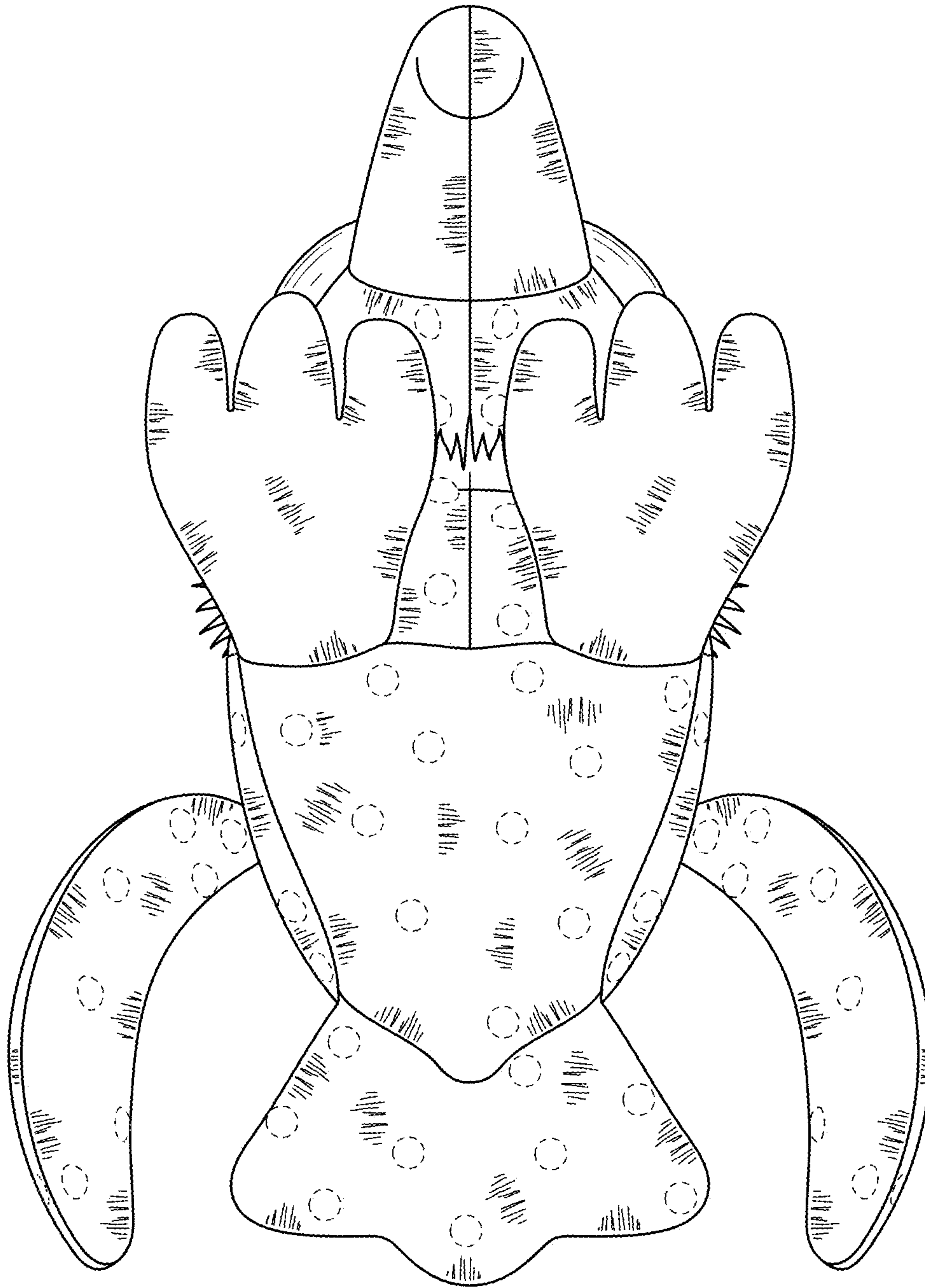


FIG. 7