

US00D890451S

(12) **United States Design Patent** (10) **Patent No.:** **US D890,451 S**
Seadler et al. (45) **Date of Patent:** **** Jul. 14, 2020**

(54) **BIRD-SHAPED ANIMAL TOY**
(71) Applicant: **PetSmart Home Office, Inc.**, Phoenix, AZ (US)
(72) Inventors: **Toby Hannah Seadler**, Phoenix, AZ (US); **Reyna Jew**, Phoenix, AZ (US); **Jeffrey Stocker Watson**, Phoenix, AZ (US)
(73) Assignee: **PetSmart Home Office, Inc.**, Phoenix, AZ (US)

D566,204 S * 4/2008 Altneu D21/607
D570,428 S * 6/2008 Kelly D21/606
D603,465 S * 11/2009 Kelly D21/606
D647,670 S 10/2011 Byrne
D648,906 S 11/2011 Byrne
D650,538 S 12/2011 Anderson
9,282,724 B2 3/2016 Nunn
D772,349 S * 11/2016 Arnau Lasierra D21/587
D813,959 S * 3/2018 Givens D21/607
D819,145 S * 5/2018 Charbonneau D21/609
D822,130 S * 7/2018 Dos Santos D21/606
D825,689 S * 8/2018 Tsuji D21/658
D825,691 S * 8/2018 Tsuji D21/658
D825,692 S * 8/2018 Tsuji D21/658
D847,273 S * 4/2019 Charbonneau D21/609

(**) Term: **15 Years**

FOREIGN PATENT DOCUMENTS

(21) Appl. No.: **29/653,128**
(22) Filed: **Jun. 12, 2018**
(51) **LOC (12) Cl.** **30-99**
(52) **U.S. Cl.**
USPC **D30/160**
(58) **Field of Classification Search**
USPC D30/160; D21/576-595, 606-609;
D6/598; D11/158, 159, 162
CPC ... A63H 3/00; A63H 3/02; A63H 3/06; A63H
3/08; A63H 3/10; A63H 3/16; A63H
3/20; A63H 7/00; A63H 13/00; A63H
11/18; A63H 11/20
See application file for complete search history.

CN 302064742 9/2012

* cited by examiner

Primary Examiner — Sheryl Lane
Assistant Examiner — Aula Soroush
(74) *Attorney, Agent, or Firm* — Duane Morris LLP

(56) **References Cited**

U.S. PATENT DOCUMENTS

D140,865 S * 4/1945 Hopkins D11/162
D205,952 S * 10/1966 Verhoye D21/606
D374,520 S 10/1996 Plunk
D374,748 S 10/1996 Plunk
D378,151 S 2/1997 Plunk
D382,315 S * 8/1997 Chae D21/587
D457,204 S * 5/2002 Cooper D21/607
D555,215 S * 11/2007 Dolce D21/606
D558,839 S * 1/2008 Kittelson D21/606
D563,060 S * 2/2008 Lamstein D21/606

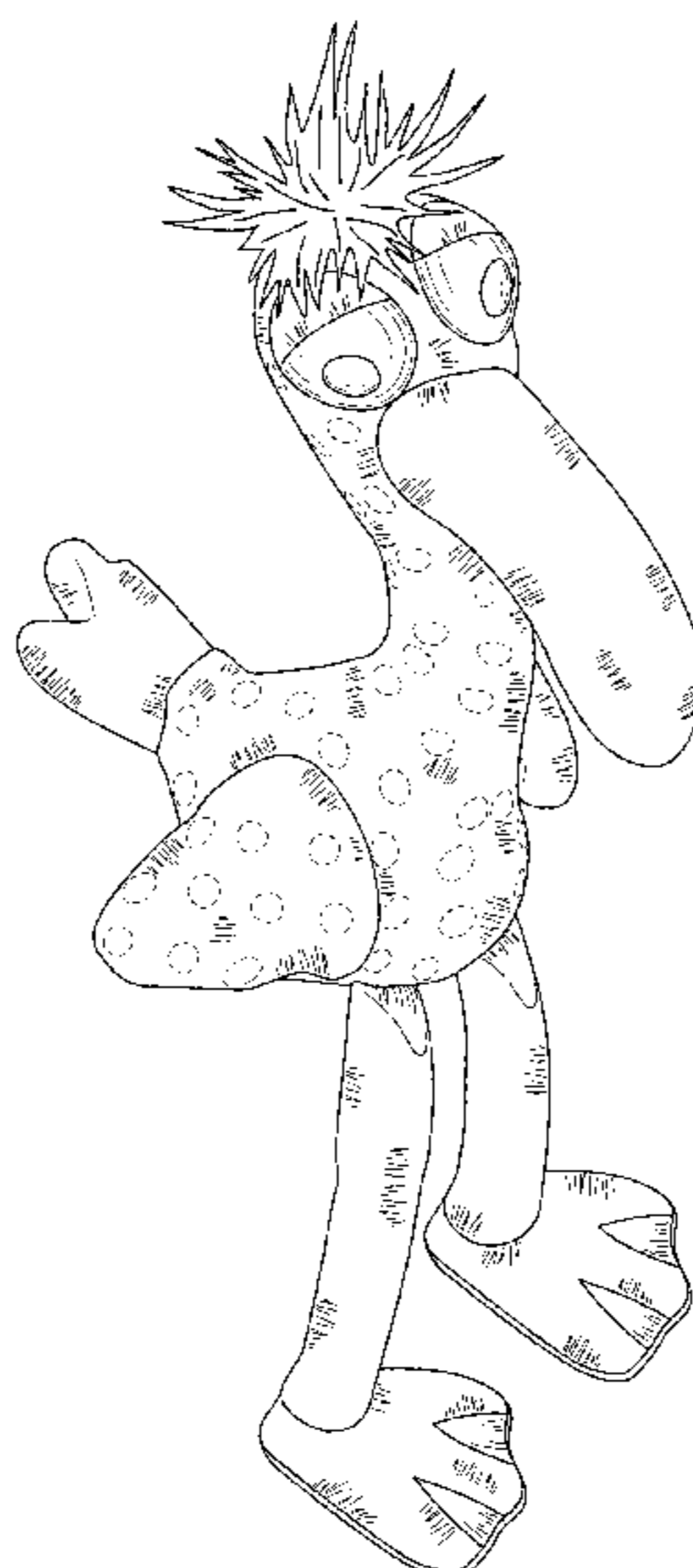
(57) **CLAIM**

We claim the ornamental design for a bird-shaped animal toy, as shown and described.

DESCRIPTION

FIG. 1 is a perspective view of a bird-shaped animal toy showing our new design.
FIG. 2 is a front elevational view thereof;
FIG. 3 is a rear elevational view thereof;
FIG. 4 is a left side elevational view thereof;
FIG. 5 is a right side elevational view thereof;
FIG. 6 is a top plan view thereof; and,
FIG. 7 is a bottom plan view thereof.
The broken lines in the figures represent portions of the bird-shaped animal toy that form no part of the claimed design.

1 Claim, 7 Drawing Sheets



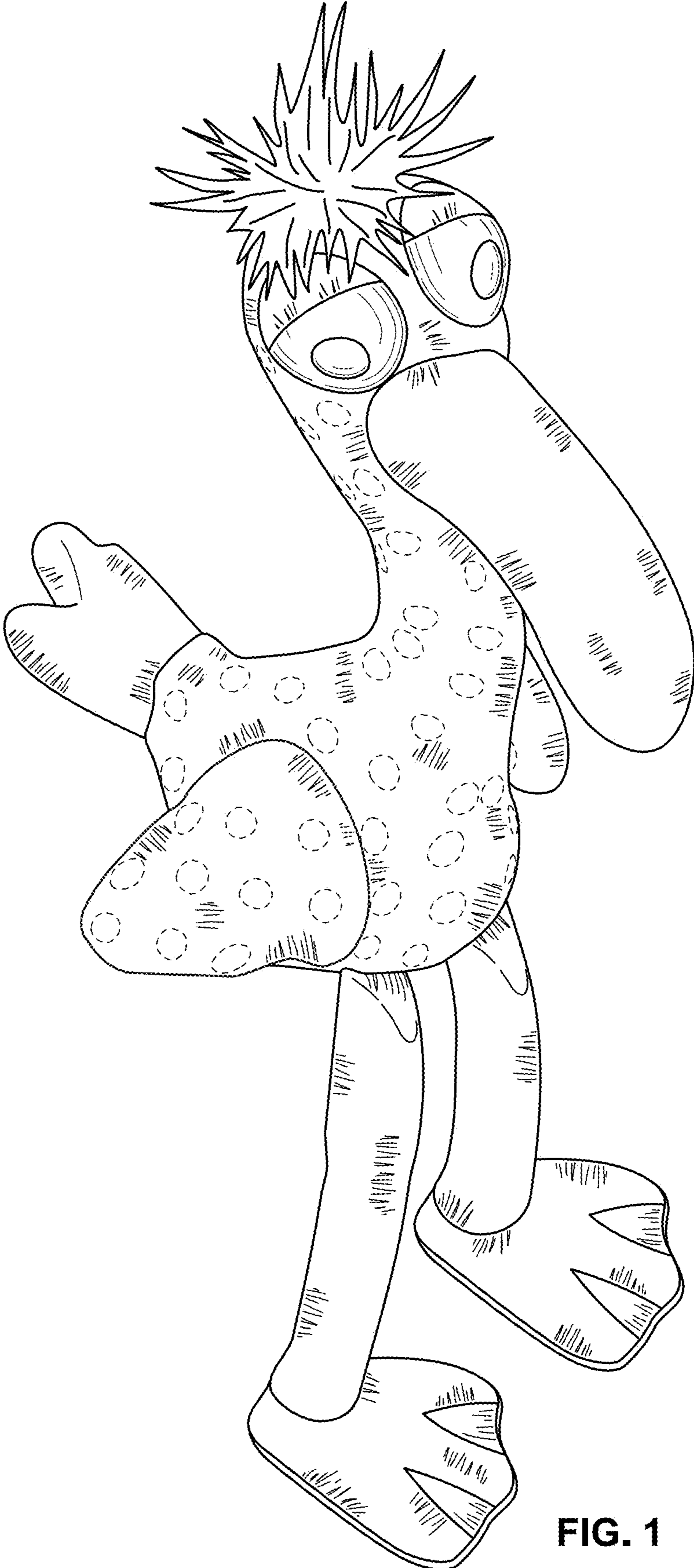


FIG. 1

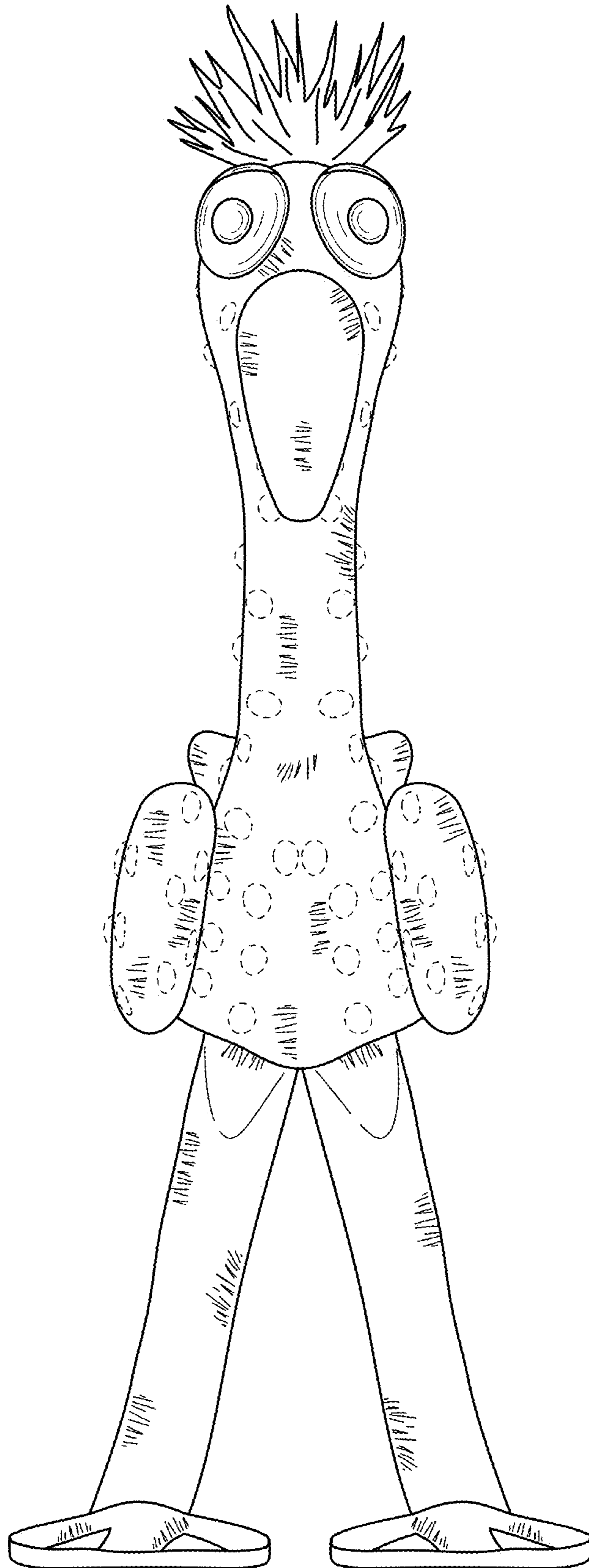


FIG. 2

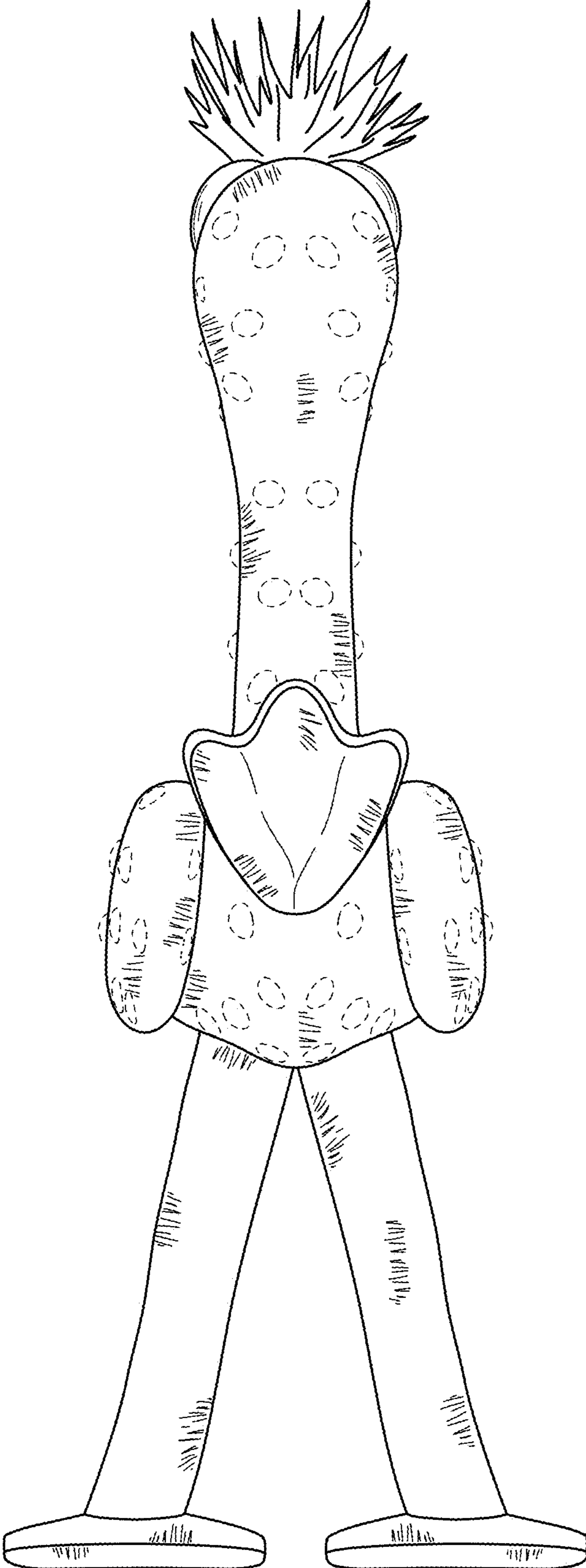


FIG. 3

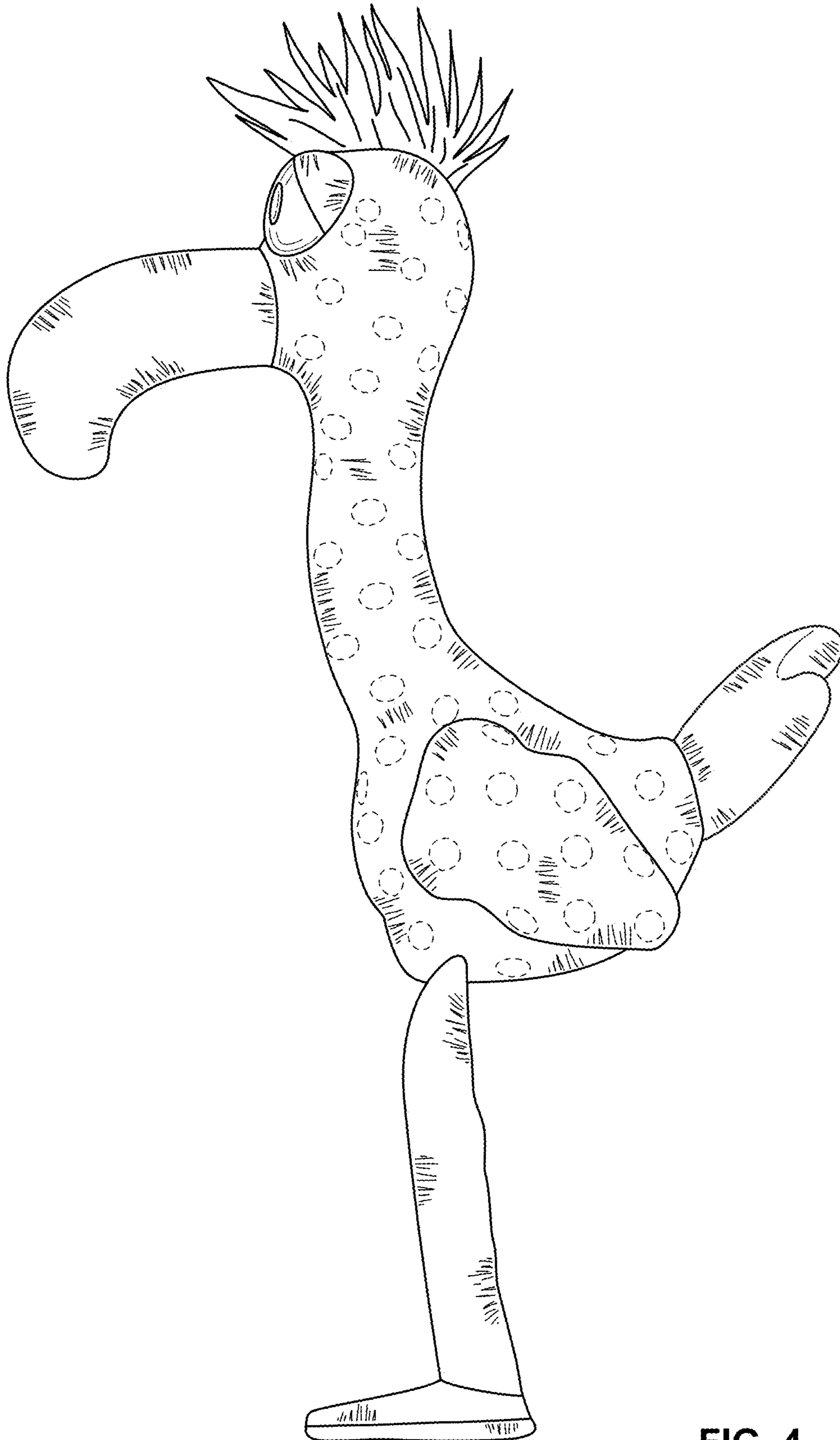


FIG. 4

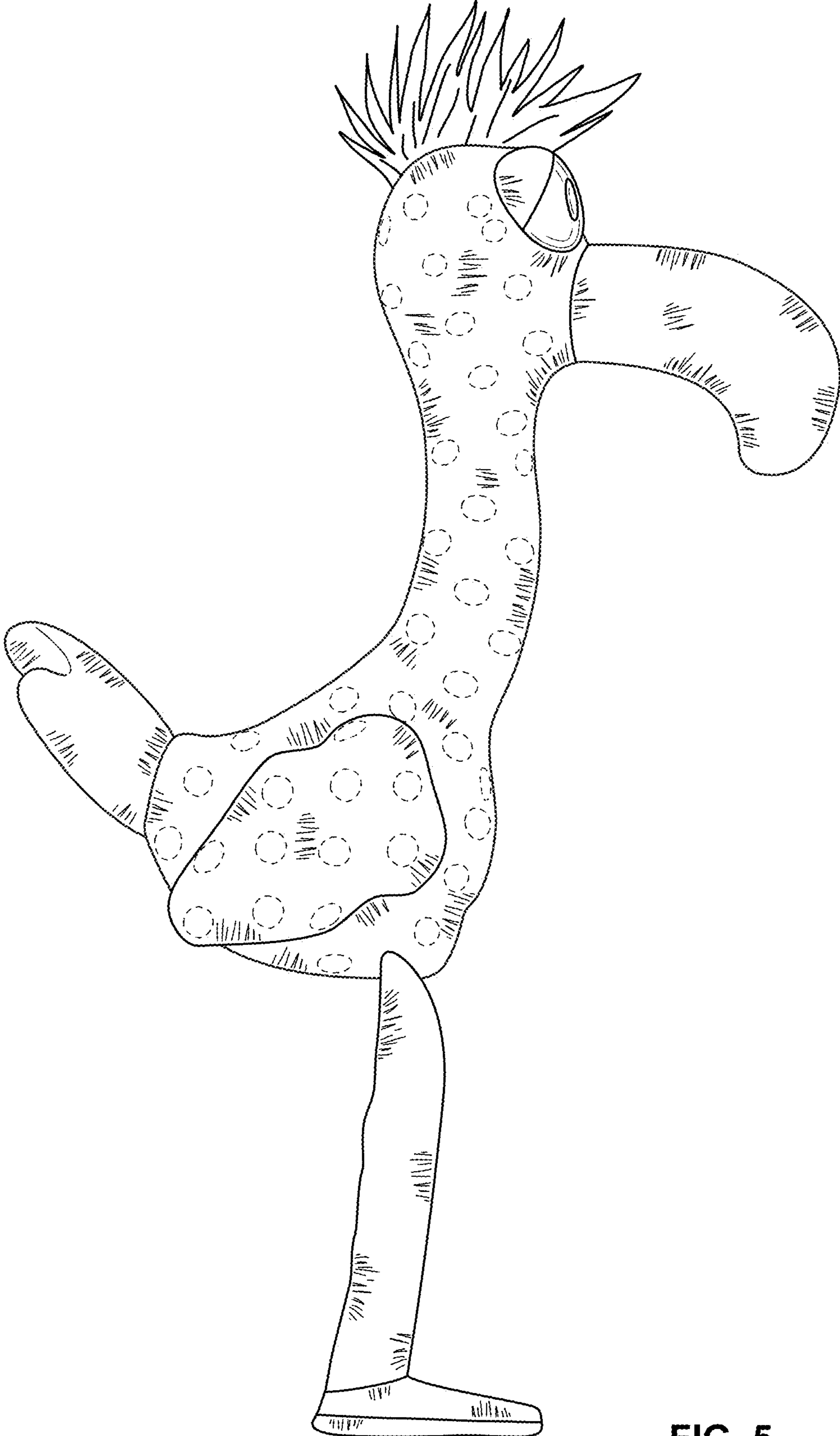


FIG. 5

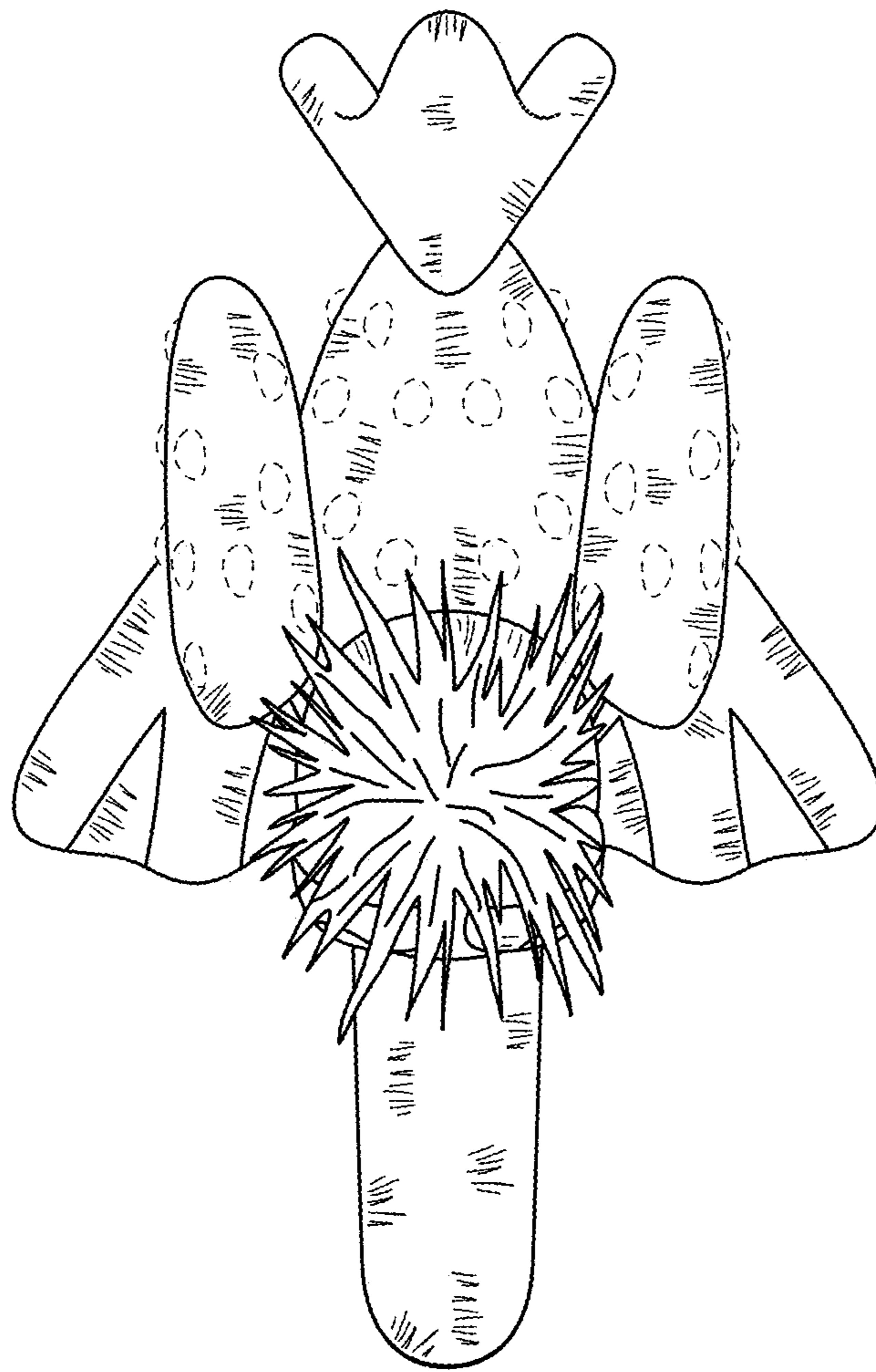


FIG. 6

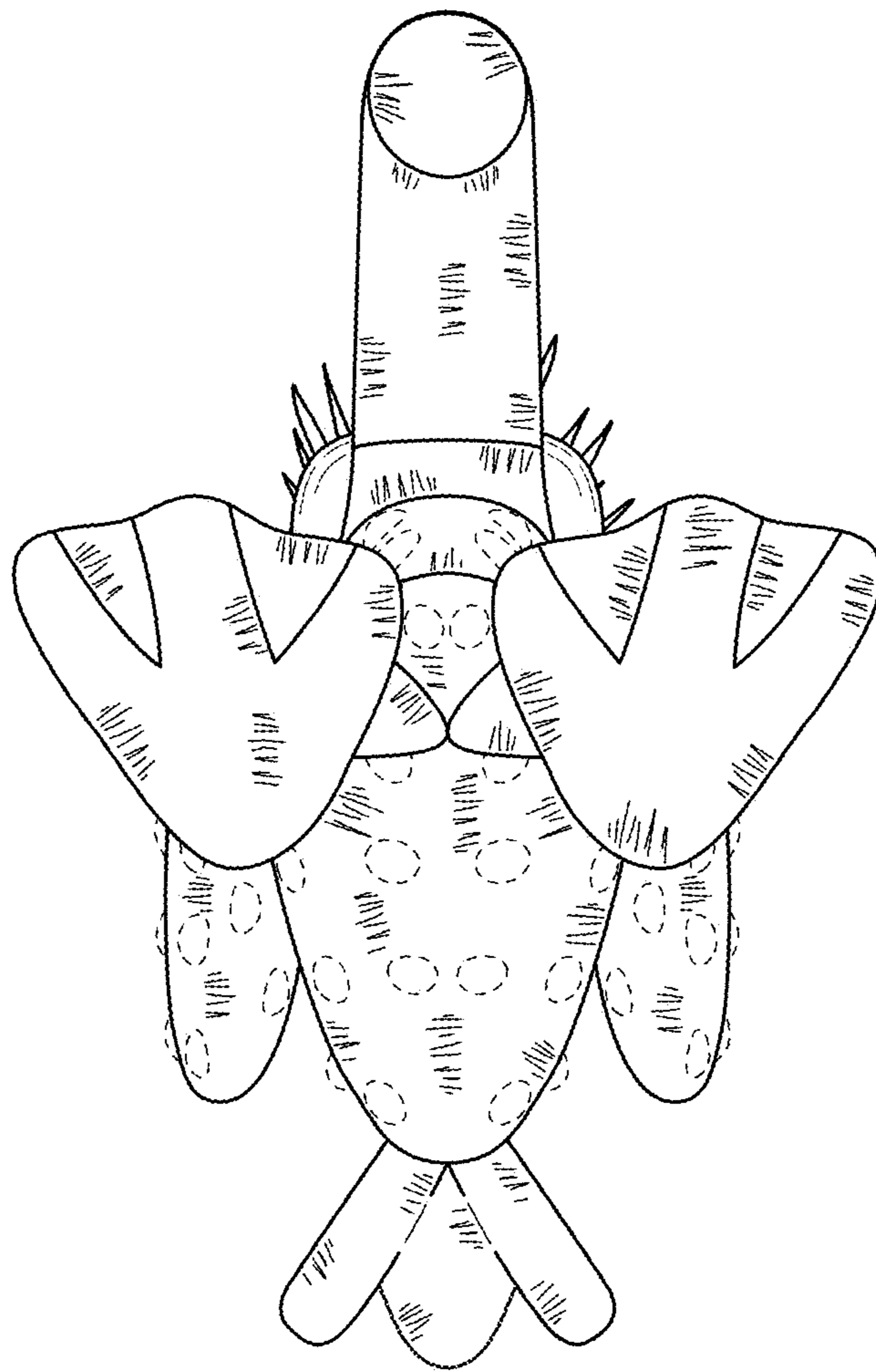


FIG. 7