



US00D890442S

(12) **United States Design Patent**
Watson et al.

(10) **Patent No.:** **US D890,442 S**

(45) **Date of Patent:** **** Jul. 14, 2020**

(54) **SPIRAL RAMP FOR SMALL ANIMAL HABITAT**

(71) Applicant: **PetSmart Home Office, Inc.**, Phoenix, AZ (US)

(72) Inventors: **Jeffrey Stocker Watson**, Phoenix, AZ (US); **Ji Liu**, Shanghai (CN); **Paul Tamulewicz**, Glendale, AZ (US)

(73) Assignee: **PETSMART HOME OFFICE, INC.**, Phoenix, AZ (US)

(**) Term: **15 Years**

(21) Appl. No.: **29/664,974**

(22) Filed: **Sep. 28, 2018**

(51) **LOC (12) Cl.** **30-02**

(52) **U.S. Cl.**
USPC **D30/119**

(58) **Field of Classification Search**
USPC D30/119, 160, 199
CPC A01K 1/00; A63G 21/00
See application file for complete search history.

(56) **References Cited**

U.S. PATENT DOCUMENTS

803,119	A *	10/1905	Logan	A63G 21/00 472/116
973,921	A *	10/1910	Dodge	193/12
1,192,445	A *	7/1916	Medart	A63G 21/00 472/116
1,928,459	A *	9/1933	Pardee	B65G 11/066 193/12
1,959,736	A *	5/1934	Rademacher	B07B 13/11 209/697
2,437,259	A *	3/1948	Kautz	B21C 37/26 228/212
D213,787	S *	4/1969	Musser	D34/17
D218,246	S *	8/1970	House, Jr.	D21/814

3,565,226	A *	2/1971	Winchester	B65G 11/063 193/12
3,976,176	A *	8/1976	Kurtz	B65G 69/16 193/12
D292,938	S *	11/1987	Tarlton	D34/29
4,726,456	A *	2/1988	Hogsett	B65G 11/063 193/12
D296,489	S *	6/1988	Nair	D34/28
D313,298	S *	12/1990	Elmas	D34/28

(Continued)

OTHER PUBLICATIONS

“Meet the Ultimate Cat Man.” Found online May 20, 2020 at www.catwisdom101.com. Page dated Mar. 19, 2014. Retrieved from URL: <https://catwisdom101.com/meet-ultimate-cat-manthe-cats-meow-homes-18-cats/> (Year: 2014).*

(Continued)

Primary Examiner — Mary Ann Calabrese

Assistant Examiner — Katelin G Kloberg

(74) *Attorney, Agent, or Firm* — Fox Rothschild LLP

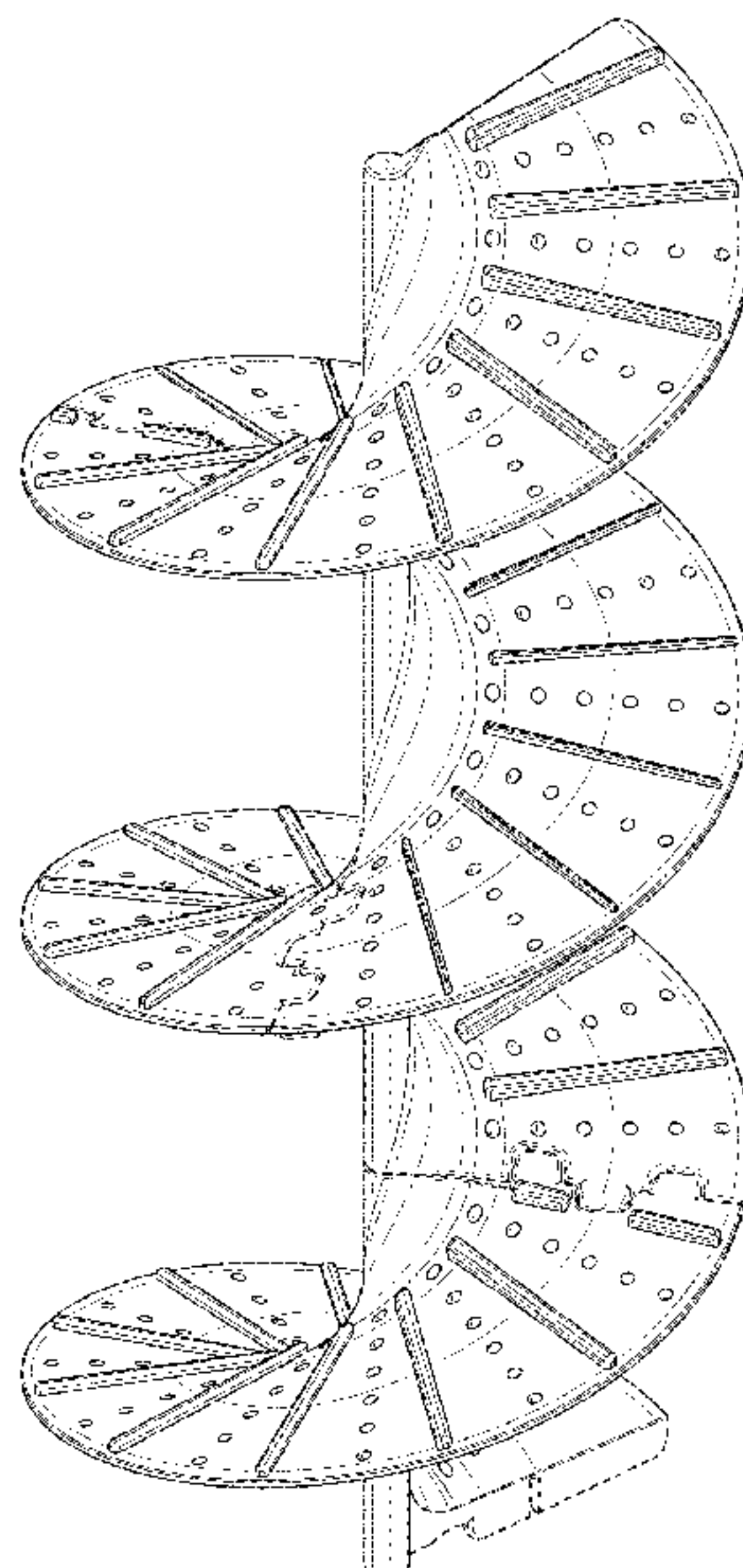
(57) **CLAIM**

The ornamental design for a spiral ramp for small animal habitat, as shown and described.

DESCRIPTION

FIG. 1 is a top perspective view of a spiral ramp for small animal habitat, showing our new design; FIG. 2 is a front elevation view thereof; FIG. 3 is a rear elevation view thereof; FIG. 4 is a right side elevation view thereof; FIG. 5 is a left side elevation view thereof; FIG. 6 is a top plan view thereof; and, FIG. 7 is a bottom plan view thereof. The broken lines shown on the drawings are for the purpose of illustrating environmental structure and form no part of the claimed design.

1 Claim, 7 Drawing Sheets



(56)

References Cited

U.S. PATENT DOCUMENTS

5,083,651 A * 1/1992 Wiese B65G 11/066
193/12
D326,944 S * 6/1992 Bruke D34/29
D327,759 S * 7/1992 Tarlton D34/29
D335,517 S * 5/1993 Vatterot D21/821
D374,039 S * 9/1996 Beene D20/7
D404,431 S * 1/1999 Hoffman D20/7
6,371,275 B1 * 4/2002 Terrell B65G 11/063
193/12
D490,126 S * 5/2004 Nakane D21/564
D544,154 S * 6/2007 Bidinger D30/160
D584,564 S * 1/2009 Karasch D7/368
7,640,894 B2 * 1/2010 Jager A01K 15/026
119/710
D629,582 S * 12/2010 Olsson D34/29
8,939,438 B2 * 1/2015 Kempf B29O 45/44
267/148
9,415,936 B1 * 8/2016 Rodriguez B65G 11/163
D789,019 S * 6/2017 Kennedy D99/25
D802,209 S * 11/2017 Kesselman D27/194

D846,222 S * 4/2019 Rodriguez D34/28
D849,317 S * 5/2019 Qiu D27/162
D861,802 S * 10/2019 Yeung D21/565
D880,895 S * 4/2020 Wang D6/553

OTHER PUBLICATIONS

“Critter Escape Replacement Ramp.” Found online May 20, 2020 at www.critterskimmer.com. Product reviewed Jun. 5, 2018. Retrieved from URL: <https://critterskimmer.com/shop?olsPage=products%2FReplacennent-ramp> (Year: 2018).*

“Verry tall spiral ramp.” Found online May 20, 2020 at 3dwarehouse.sketchup.com. Page dated Apr. 2, 2014. Retrieved from URL: <https://3dwarehouse.sketchup.com/model/9f6b468ecc8d030625288913509bed42/verry-tall-spiral-ramp?hl=en> (Year: 2014).*

“Spiral Ramp Photograph by Stuart Gennery.” Found online May 20, 2020 at www.fineartamerica.com. Photo uploaded Nov. 1, 2012. Retrieved from URL: <https://fineartamerica.com/featured/spiral-ramp-stuart-gennery.html> (Year: 2012).*

* cited by examiner

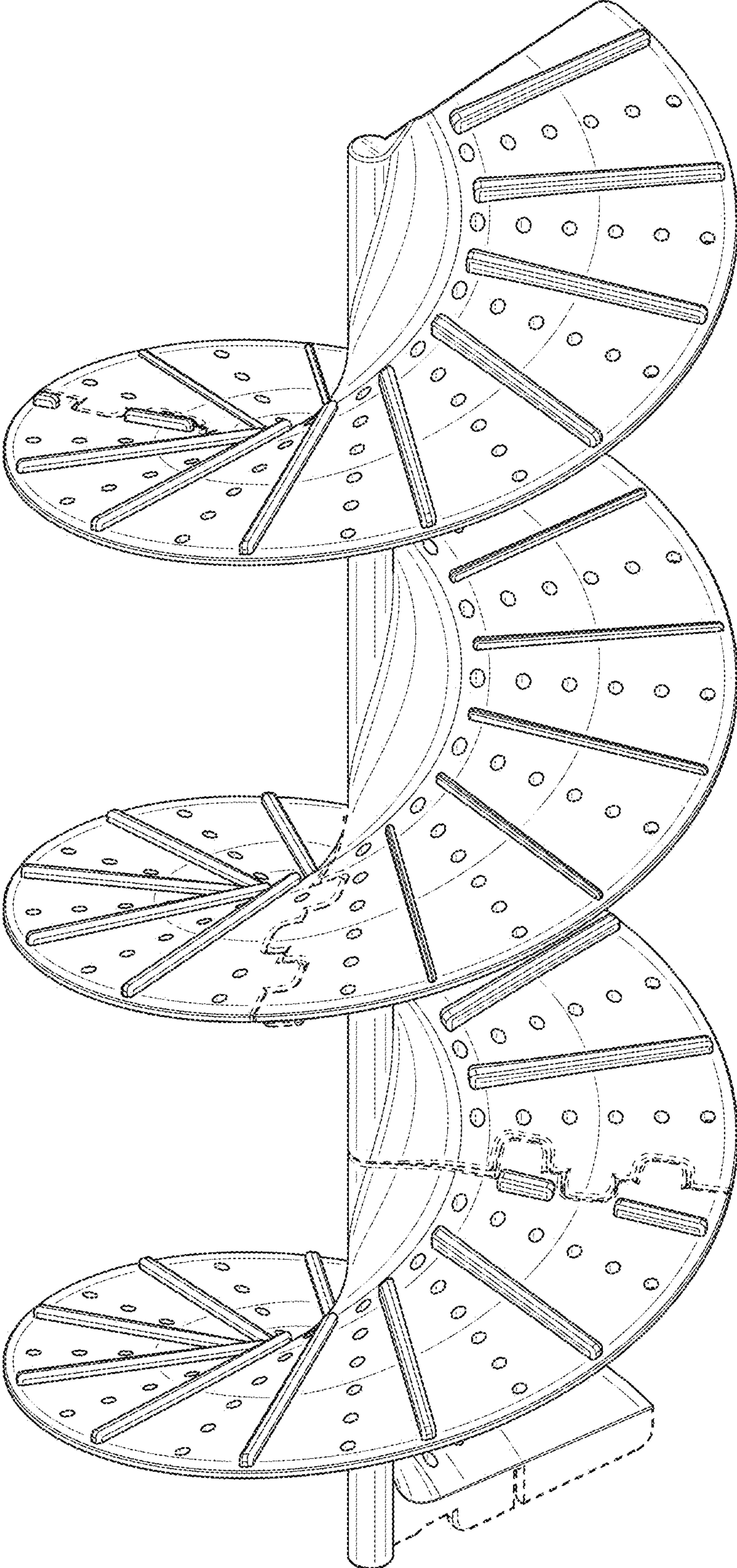


FIG. 1

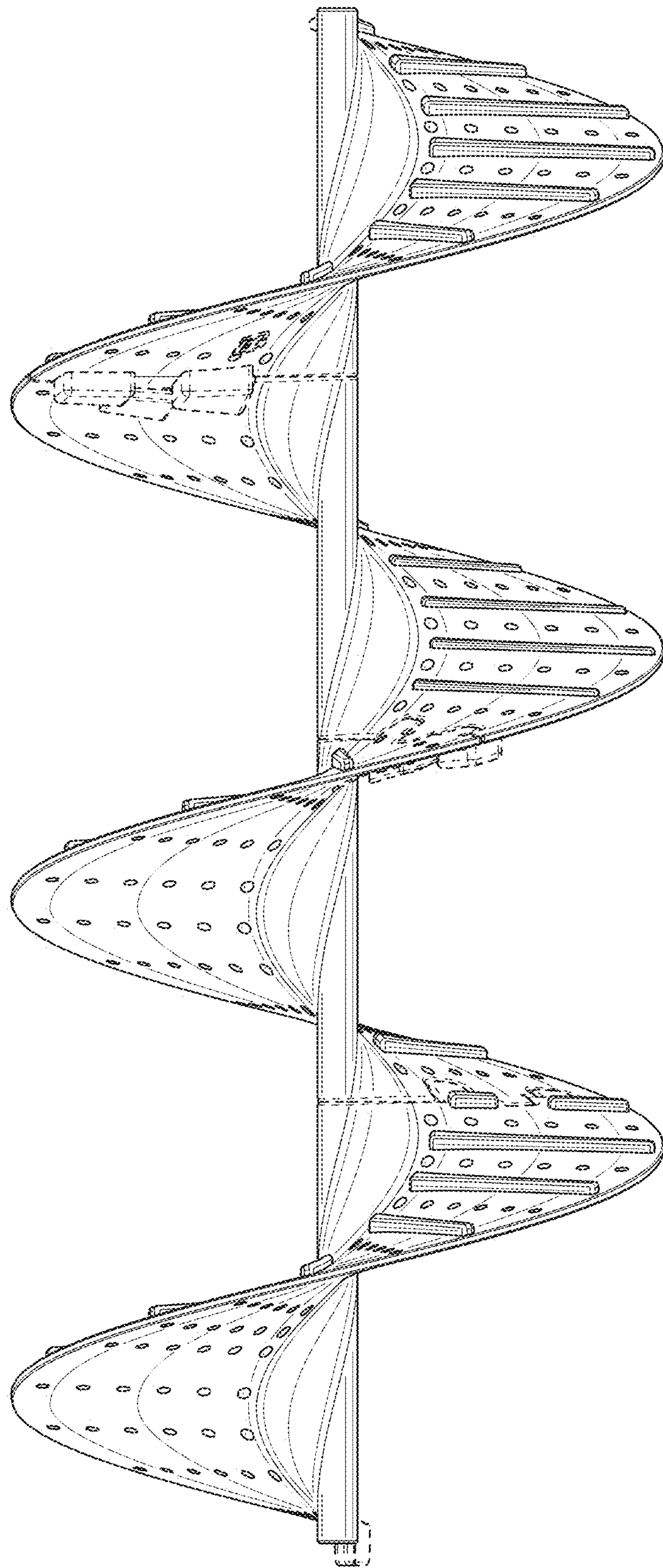


FIG. 2

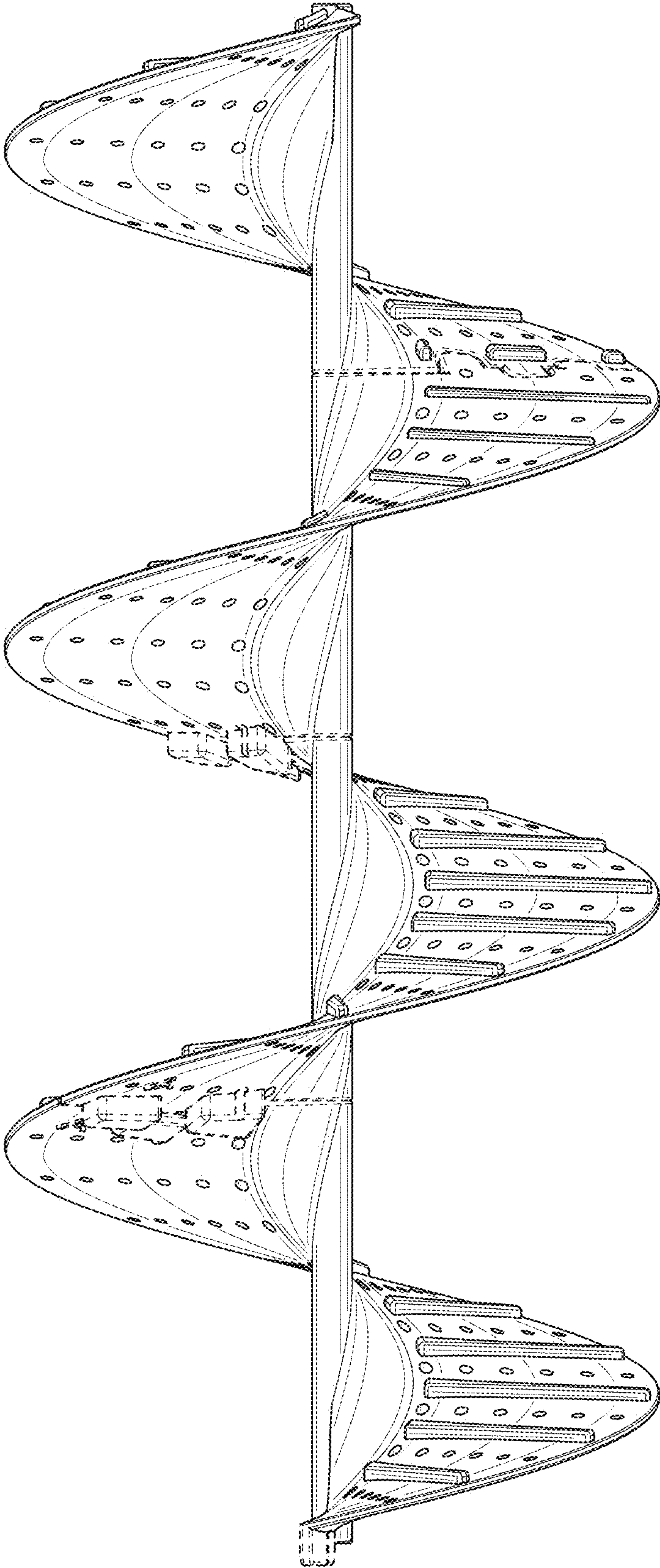


FIG. 3

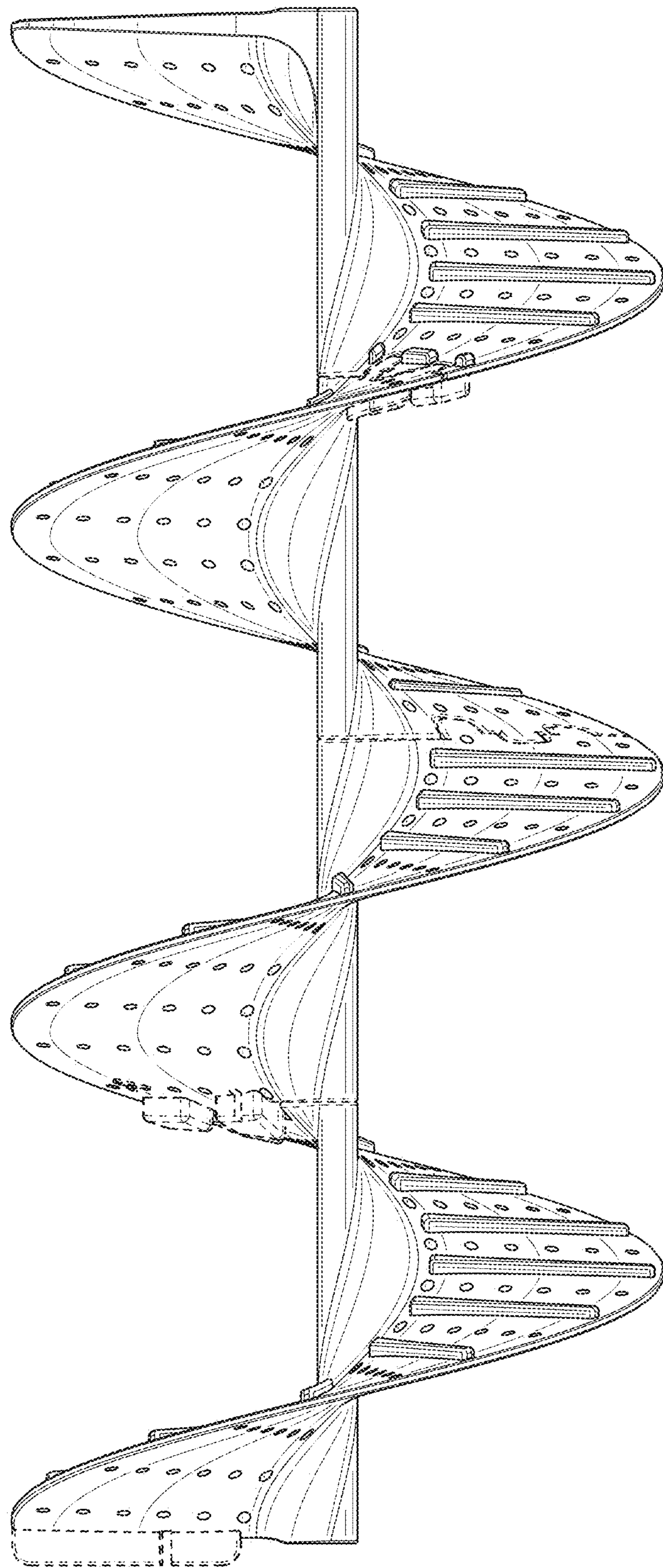


FIG. 4

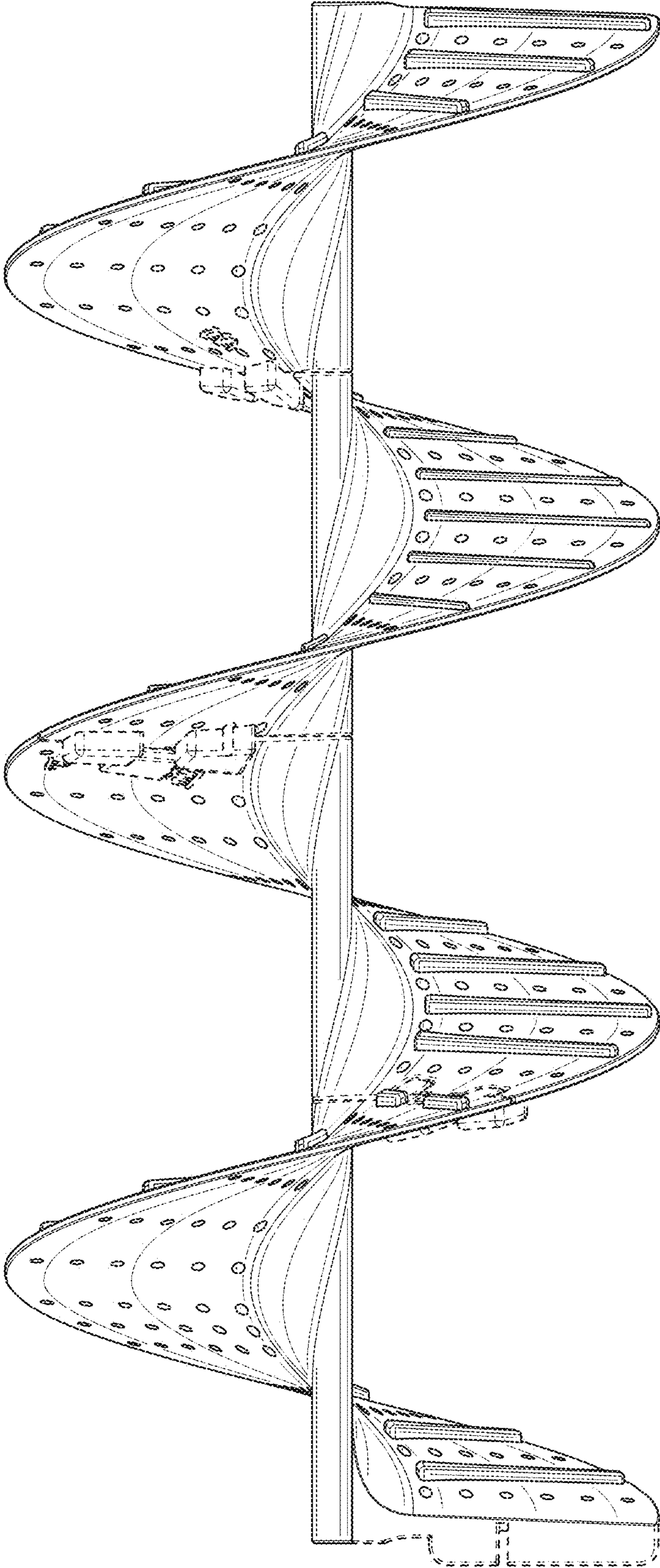


FIG. 5

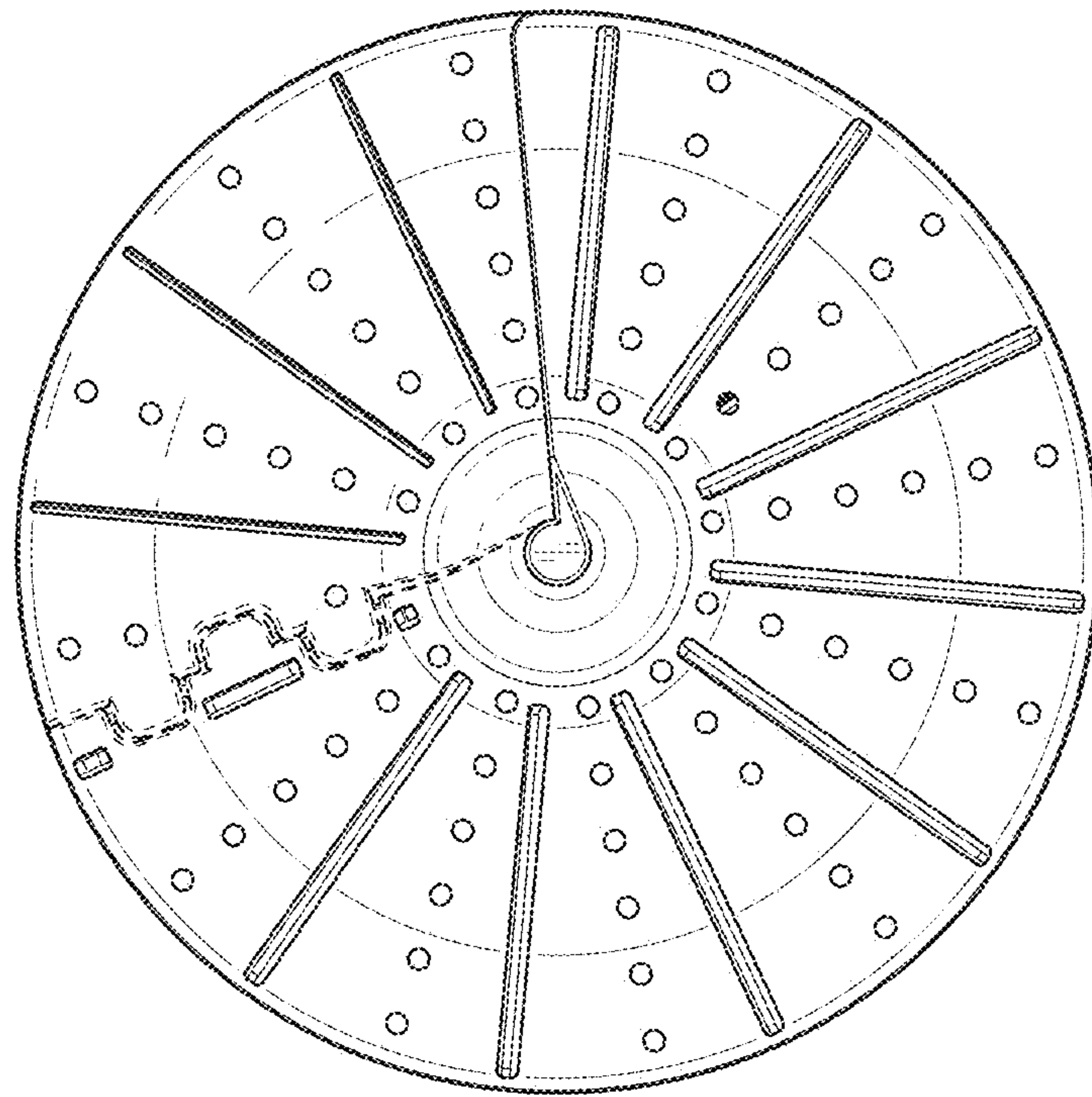


FIG. 6

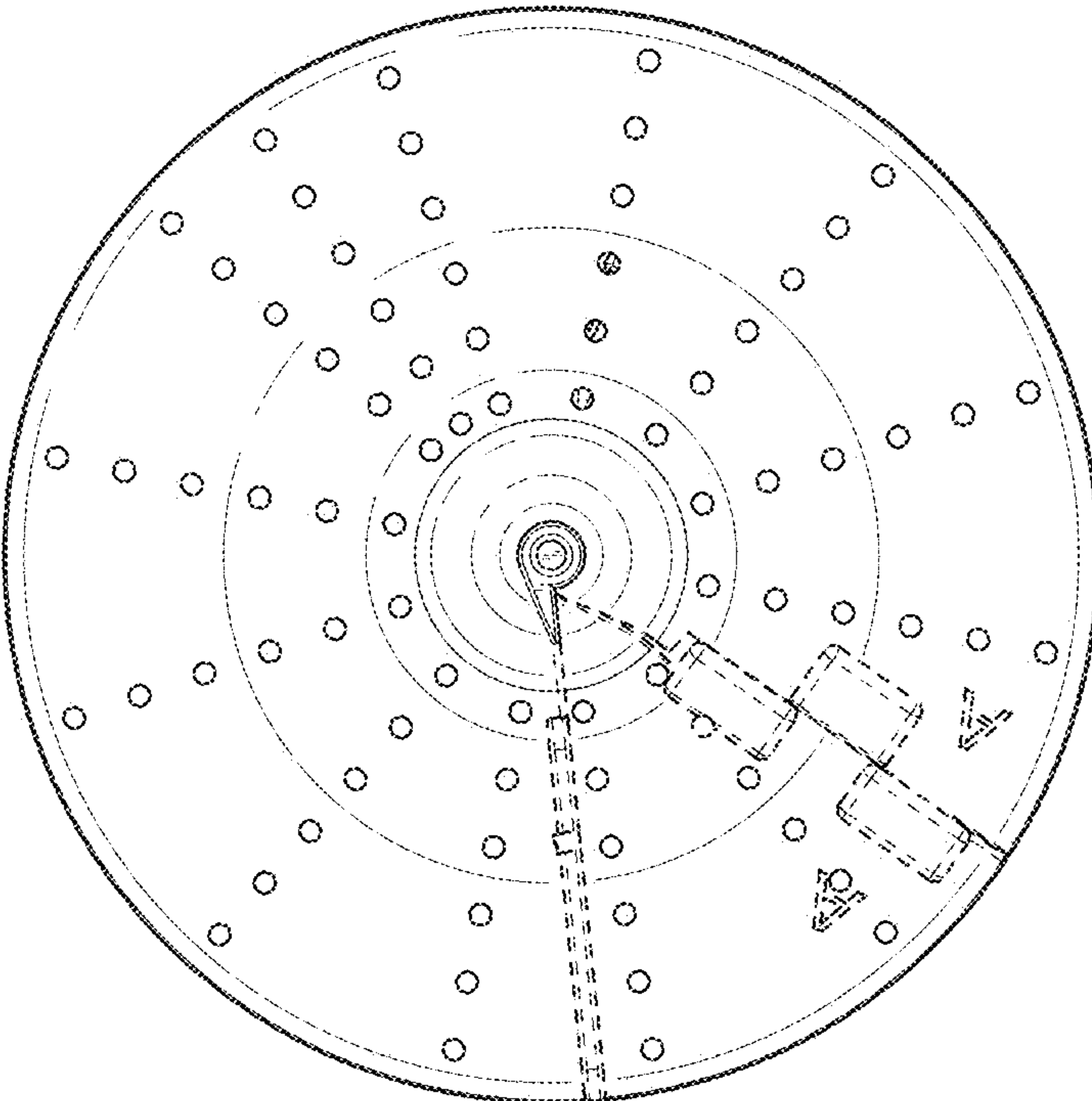


FIG. 7