



US00D890427S

(12) **United States Design Patent**  
**Cordina**

(10) **Patent No.:** **US D890,427 S**

(45) **Date of Patent:** **\*\* Jul. 14, 2020**

(54) **SET OF HAIR CURLERS**

(71) Applicant: **Cordina Ltd**, Poole, Dorset (GB)

(72) Inventor: **Yanika Cordina**, Poole (GB)

(73) Assignee: **CORDINA LTD**, Poole, Dorset (GB)

(\*\*) Term: **15 Years**

(21) Appl. No.: **29/668,070**

(22) Filed: **Oct. 26, 2018**

(30) **Foreign Application Priority Data**

May 1, 2018 (EP) ..... 005254745-0001  
May 1, 2018 (EP) ..... 005254745-0002

(51) **LOC (12) Cl.** ..... **28-03**

(52) **U.S. Cl.**  
USPC ..... **D28/37**

(58) **Field of Classification Search**  
USPC ..... D28/36-37, 39-43  
CPC ..... A45D 2/12-125; A45D 2/14-20; A45D  
2/24-34; A45D 2006/005; A45D 2/2435;  
A45D 2/2464-2492; A45D 2/08; A45D  
2/48; A45D 2001/045; A45D 8/36  
See application file for complete search history.

(56) **References Cited**

**U.S. PATENT DOCUMENTS**

1,346,920 A \* 7/1920 Steinacher ..... A45D 2/18  
132/247  
2,507,356 A \* 5/1950 Steiner ..... A45D 2/18  
132/247  
4,572,221 A \* 2/1986 Barradas ..... A45D 4/16  
132/246  
5,144,968 A \* 9/1992 Rivera ..... A45D 2/18  
132/247

D374,308 S \* 10/1996 Santhouse ..... D28/37  
5,669,399 A 9/1997 Camp, Jr. et al.  
5,692,528 A \* 12/1997 Brenn-Albertoni ..... A45D 2/18  
132/247  
5,694,955 A \* 12/1997 Grooms ..... A45D 2/125  
132/212  
6,990,986 B2 \* 1/2006 Valentini ..... A45D 2/00  
132/226  
2001/0029963 A1 10/2001 Neary  
2010/0252064 A1 10/2010 Shyu  
2012/0174942 A1 7/2012 Carey  
2017/0055616 A1 3/2017 Swoope  
2018/0160786 A1 \* 6/2018 Kovalenco ..... A45D 2/125  
2019/0274406 A1 \* 9/2019 Litson ..... A45D 7/00

**FOREIGN PATENT DOCUMENTS**

GB 2518906 A 4/2015  
WO 2005104647 A3 11/2005

\* cited by examiner

*Primary Examiner* — Jennifer Rivard  
(74) *Attorney, Agent, or Firm* — Patrick Lavender

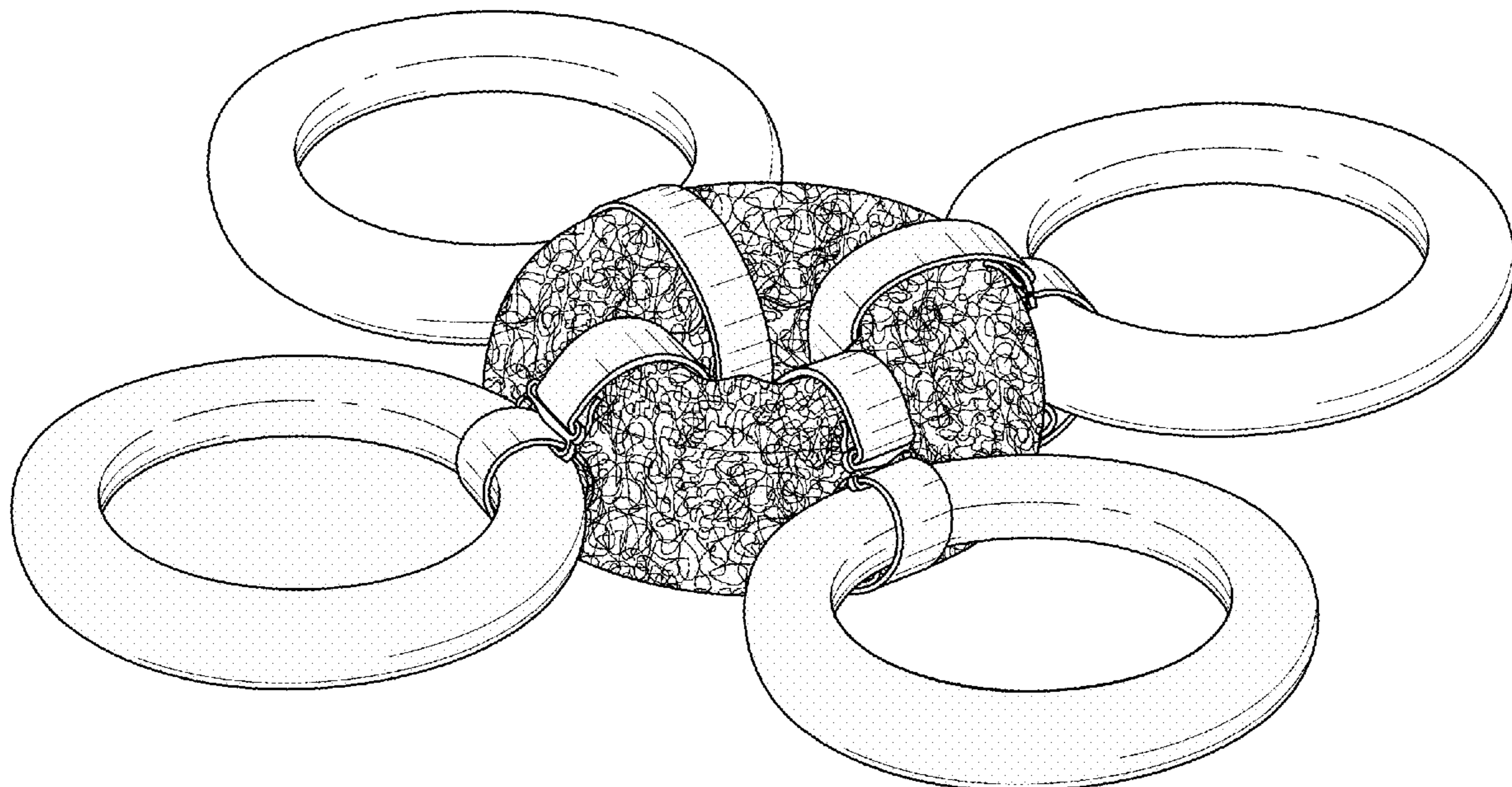
(57) **CLAIM**

I claim the ornamental design for a set of hair curlers, as shown and described.

**DESCRIPTION**

FIG. 1 is a perspective view of the set of hair curlers showing the new design.  
FIG. 2 is a top view thereof;  
FIG. 3 is a bottom view thereof;  
FIG. 4 is a left-side view thereof;  
FIG. 5 is a right-side view thereof;  
FIG. 6 is a front view thereof; and,  
FIG. 7 is a rear view thereof.

**1 Claim, 4 Drawing Sheets**



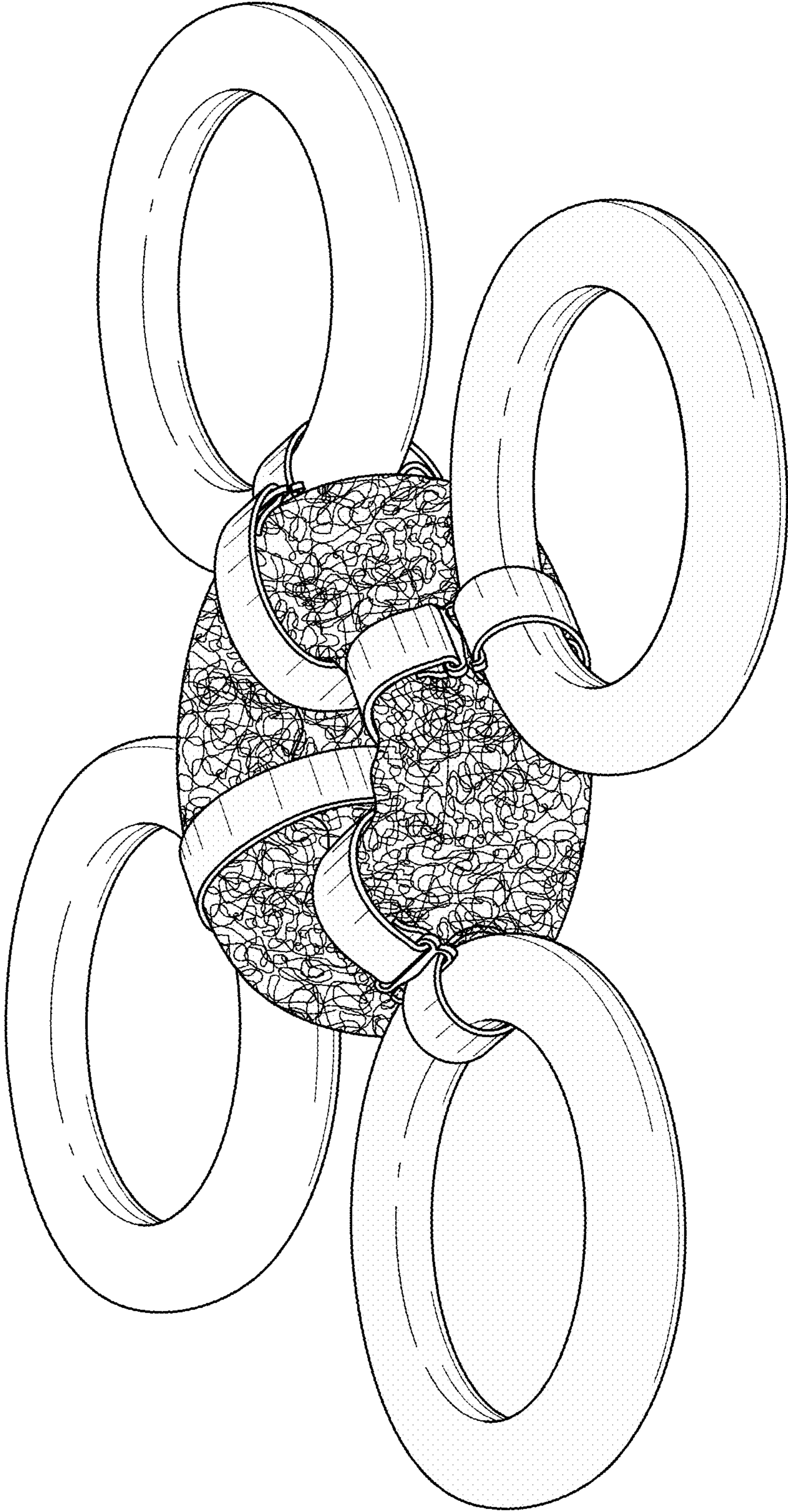


FIG. 1




FIG. 2




FIG. 3




FIG. 4



FIG. 5




FIG. 6



FIG. 7