



US00D890418S

(12) **United States Design Patent** (10) **Patent No.:** **US D890,418 S**
Tasselli (45) **Date of Patent:** **** Jul. 14, 2020**

(54) **NICOTINE INHALER**
(71) Applicant: **McNeil AB**, Helsingborg (SE)
(72) Inventor: **Corrado Tasselli**, Malmö (SE)
(73) Assignee: **McNeil AB**, Helsingborg (SE)
(**) Term: **15 Years**
(21) Appl. No.: **29/663,955**

D788,697 S * 6/2017 Verleur D13/103
D799,111 S * 10/2017 Qiu D27/101
D799,743 S * 10/2017 Qiu D27/101
D799,744 S 10/2017 Qiu
D799,746 S * 10/2017 Leidel D27/163
D800,380 S * 10/2017 Williams D27/163
D802,206 S * 11/2017 Huang D27/101
D828,621 S * 9/2018 Qiu D27/162
D833,063 S * 11/2018 Qiu D27/101
D843,052 S * 3/2019 Powell D27/163
D846,492 S * 4/2019 Verleur D13/103
D851,827 S * 6/2019 Clark D27/162
D853,634 S * 7/2019 Qiu D27/162

(22) Filed: **Sep. 20, 2018**

FOREIGN PATENT DOCUMENTS

(30) **Foreign Application Priority Data**

TW D159216 S 3/2014
TW D160371 S 5/2014

Mar. 23, 2018 (EM) 005013505-0001
Mar. 23, 2018 (EM) 005013505-0002

* cited by examiner

(51) **LOC (12) Cl.** **27-02**

Primary Examiner — Marissa J Cash

(52) **U.S. Cl.**

Assistant Examiner — Rebecca Tsehaye

USPC **D27/163**

(58) **Field of Classification Search**

(57) **CLAIM**

USPC D27/162–165, 172, 174, 175, 176, 183,
D27/185–194; D24/110, 100.5;
128/202.21, 203.12, 203.15; 131/273,
131/270, 191, 328, 329, 330, 360–365
CPC A24F 47/002; A24F 47/006; A24F 47/008;
A61M 15/00; A61M 15/06
See application file for complete search history.

I claim the ornamental design for a nicotine inhaler, as shown and described.

DESCRIPTION

(56) **References Cited**

U.S. PATENT DOCUMENTS

D299,066 S * 12/1988 Newell D24/110
D759,303 S * 6/2016 Afridi D27/101
D763,502 S * 8/2016 Verleur D27/167
D776,869 S * 1/2017 Heidl D27/163
D786,497 S * 5/2017 Sudlow D27/162
D788,364 S * 5/2017 Chen D27/163

FIG. 1 is a top perspective view of my new design for a nicotine inhaler;
FIG. 2 is a top view thereof;
FIG. 3 is a right side view thereof;
FIG. 4 is a bottom view thereof;
FIG. 5 is a left side view thereof;
FIG. 6 is a front view thereof; and,
FIG. 7 is a rear view thereof.

The broken lines in the drawings depict portions of the nicotine inhaler that form no part of the claimed design.

1 Claim, 4 Drawing Sheets

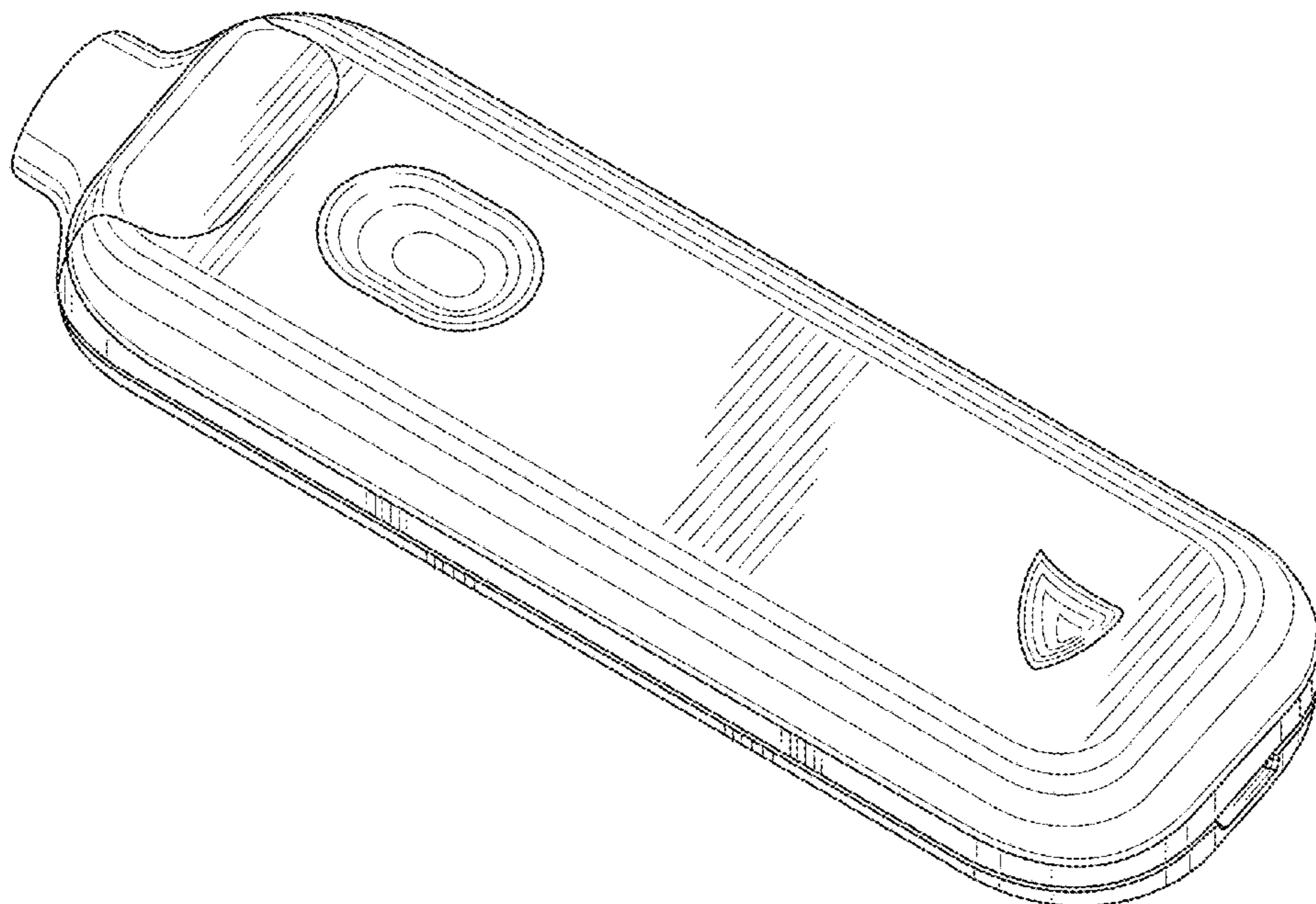


FIG. 1

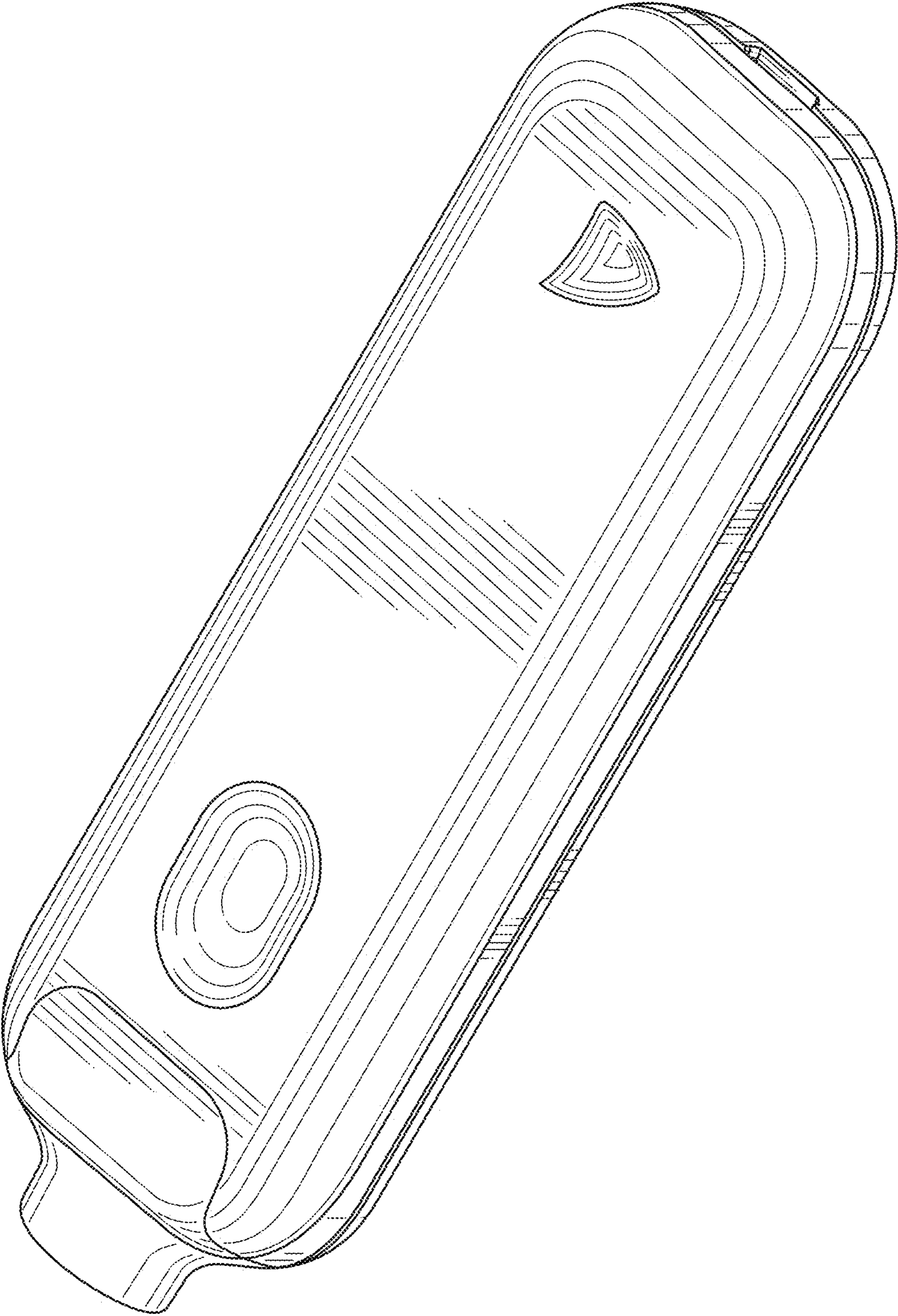


FIG. 2




FIG. 3

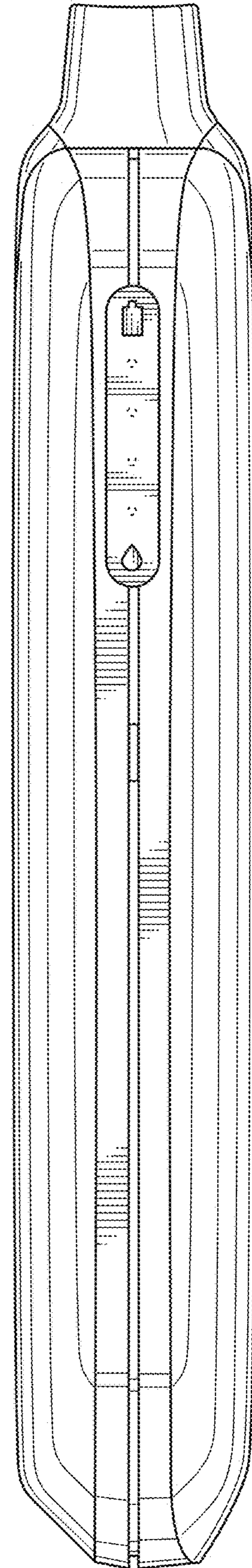


FIG. 4




FIG. 5

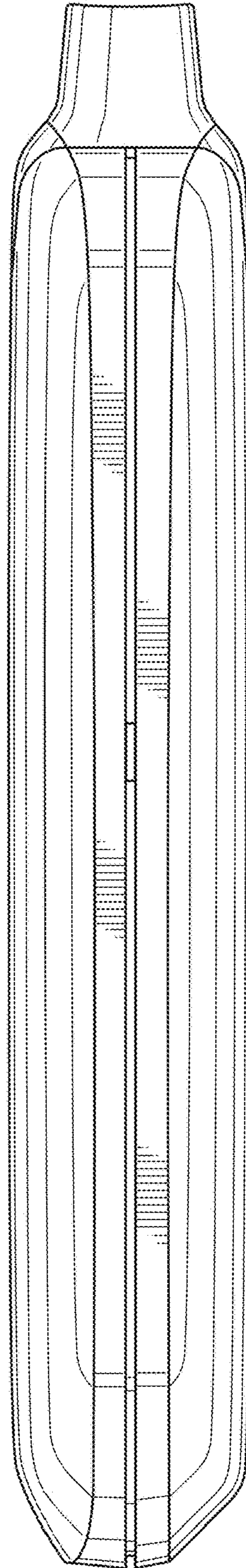


FIG. 6

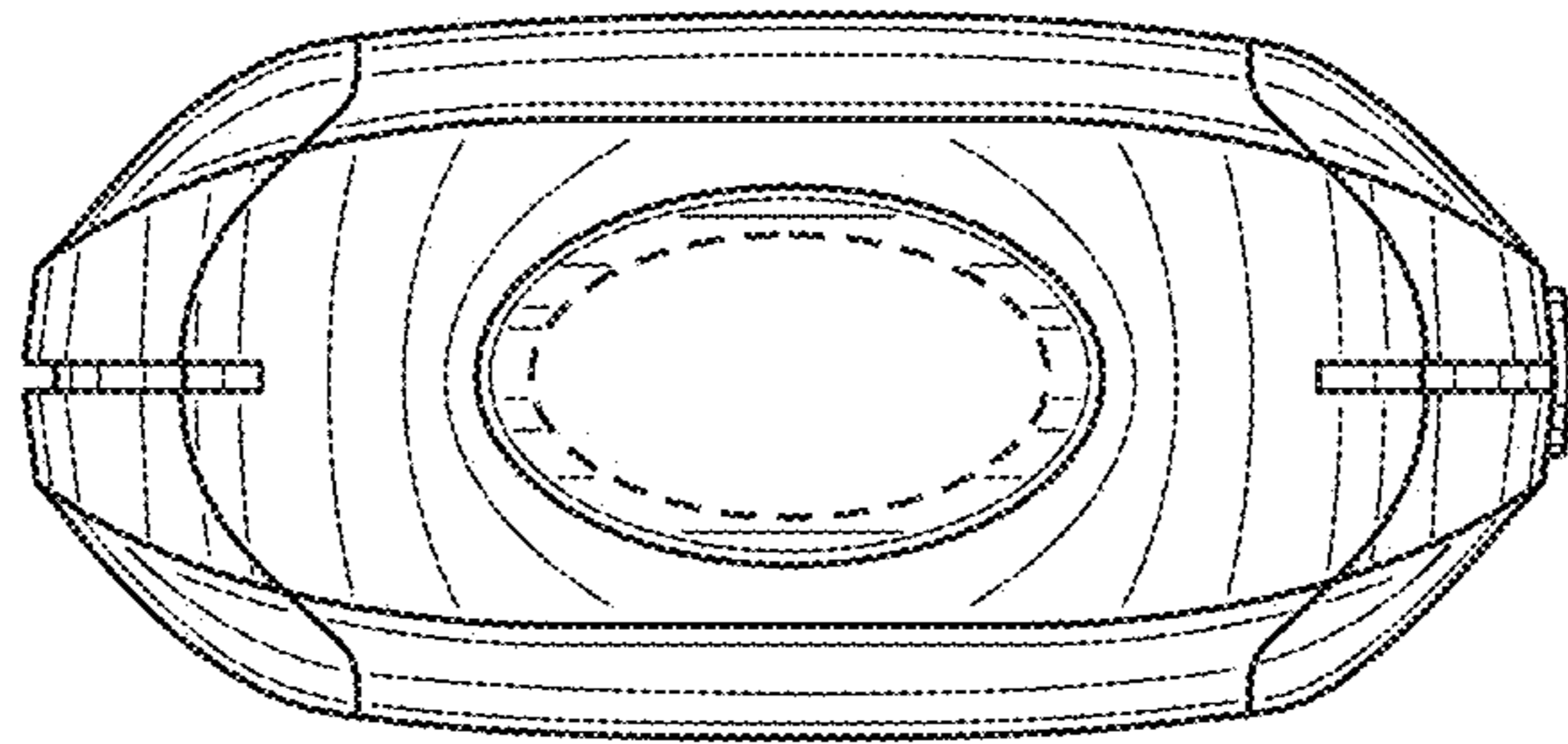


FIG. 7

