



US00D890408S

(12) **United States Design Patent**
Deng

(10) **Patent No.:** **US D890,408 S**

(45) **Date of Patent:** **** Jul. 14, 2020**

(54) **PLANT GROW LIGHTS**

(56) **References Cited**

(71) Applicant: **EVERY INDUSTRY LLC**, Rancho Dominguez, CA (US)

U.S. PATENT DOCUMENTS

(72) Inventor: **Jinsheng Deng**, Rancho Dominguez, CA (US)

D674,964 S *	1/2013	Bailey	D26/118
D805,242 S *	12/2017	Hrach	D26/118
D822,881 S *	7/2018	Drew	D26/118
D838,032 S *	1/2019	Drew	D26/118
D848,663 S *	5/2019	Reynolds	D26/118
D848,665 S *	5/2019	Stanley	D26/118
D851,814 S *	6/2019	Stanley	D26/118

(73) Assignee: **EVERY INDUSTRY LLC CA (US)**

* cited by examiner

(**) Term: **15 Years**

Primary Examiner — Brian N. Vinson

(21) Appl. No.: **29/655,832**

(57) **CLAIM**

(22) Filed: **Jul. 8, 2018**

The ornamental design for plant grow lights, as shown and described.

(51) **LOC (12) Cl.** **26-99**

DESCRIPTION

(52) **U.S. Cl.**
USPC **D26/118**

(58) **Field of Classification Search**

USPC ... D26/9, 10, 12, 13, 15, 16, 24, 51, 61, 72,
D26/76, 80, 81, 85, 86, 88, 90, 113, 118,
D26/119, 120, 122, 128, 129, 138, 143,
D26/144
CPC B60Q 1/04; B60Q 1/26; F21S 8/026; F21S
8/04; F21V 29/004; F21V 21/02; F21V
21/04; F21V 29/2212; F21V 7/22; F21V
29/83; F21V 37/002; F21V 7/00; F21L
19/00; F23D 11/443; F21Y 2101/02;
A61L 9/037

FIG. 1 is a perspective view of plant grow lights showing my new design;

FIG. 2 is a front elevation view thereof;

FIG. 3 is a rear elevation view thereof;

FIG. 4 is a left side elevation view thereof;

FIG. 5 is a right side elevation view thereof;

FIG. 6 is a top plan view thereof;

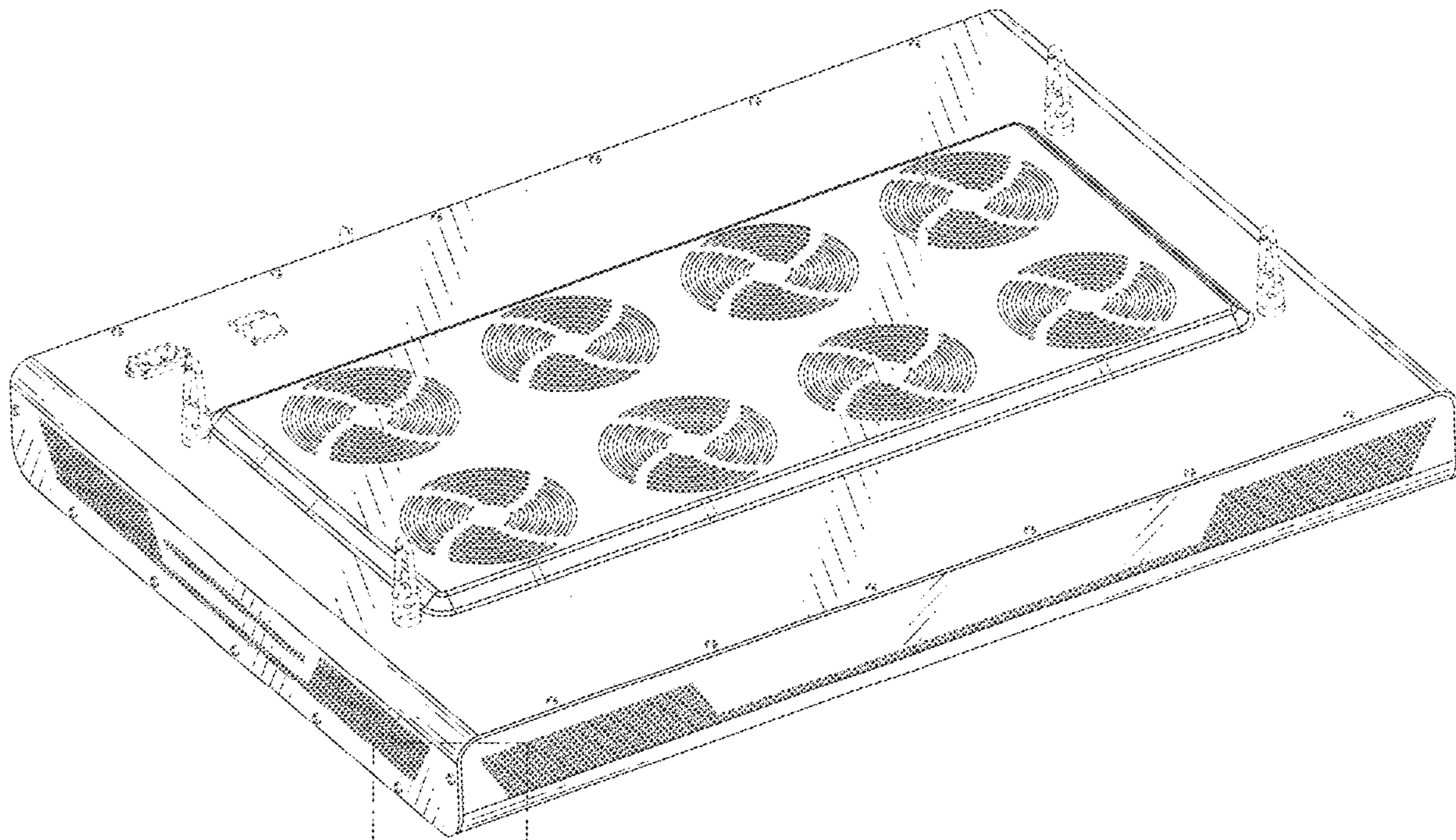
FIG. 7 is a bottom plan view thereof; and,

FIG. 8 is an enlarged view of a portion of FIG. 1.

The broken lines in the drawings illustrate portions of the plant grow lights that forms no part of the claimed design.

See application file for complete search history.

1 Claim, 8 Drawing Sheets



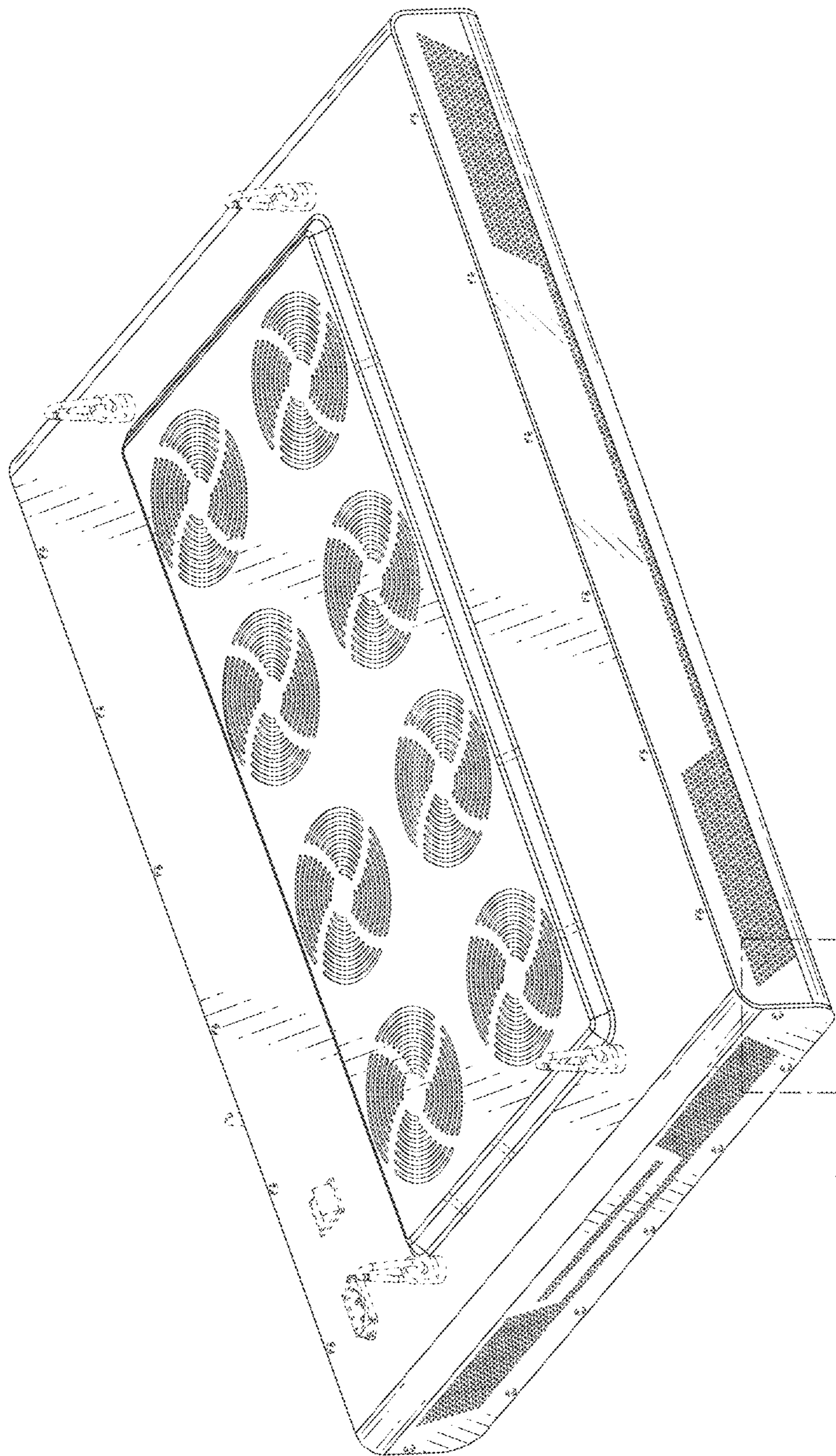


Fig.1




Fig. 2




Fig. 3

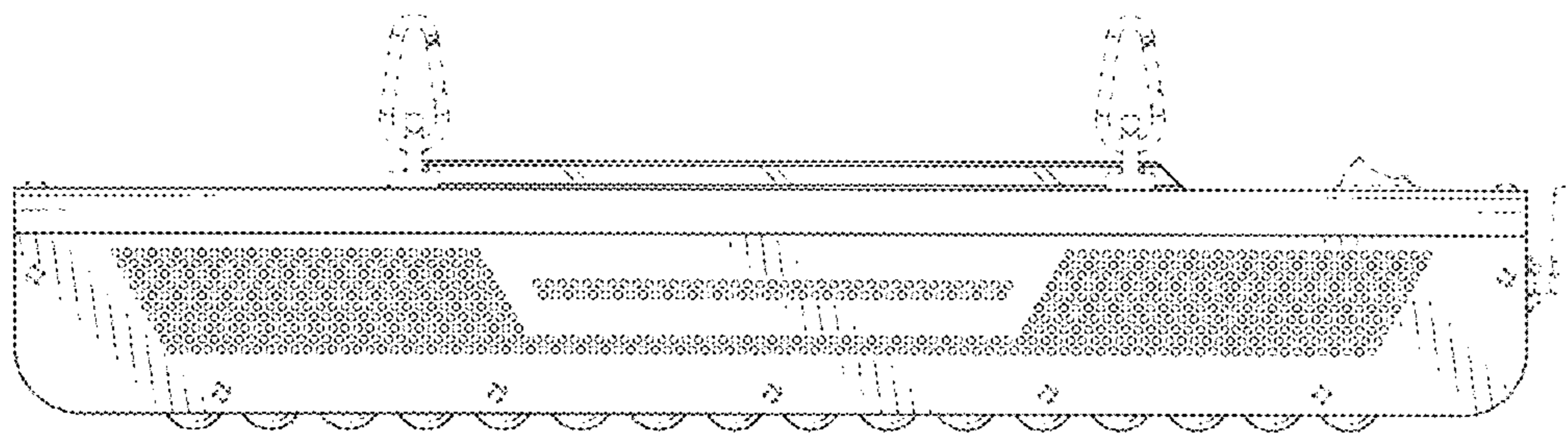


Fig.4

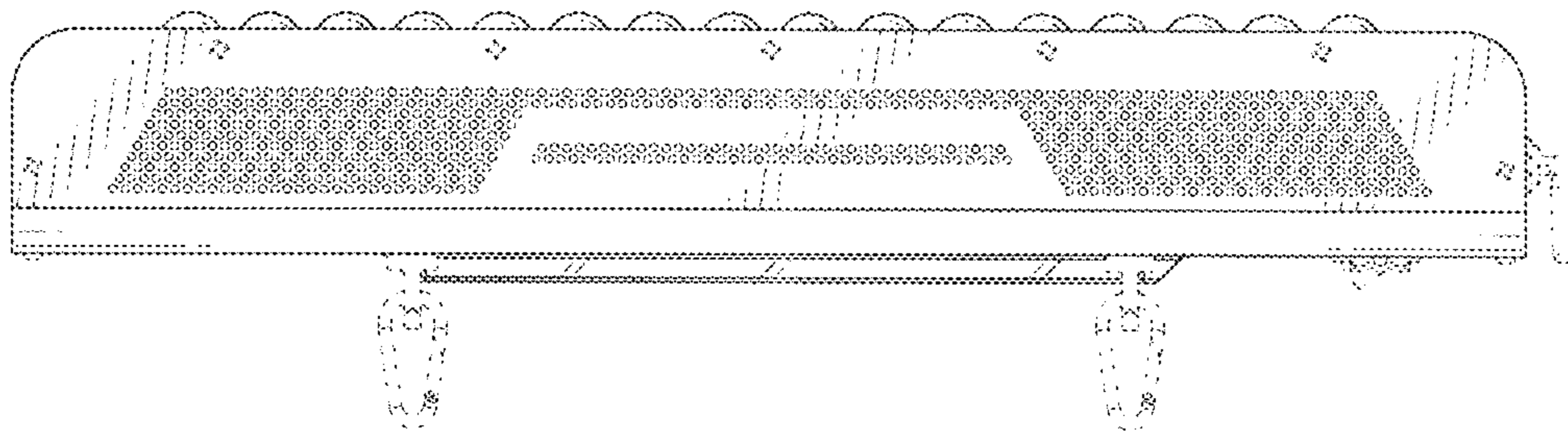


Fig. 5

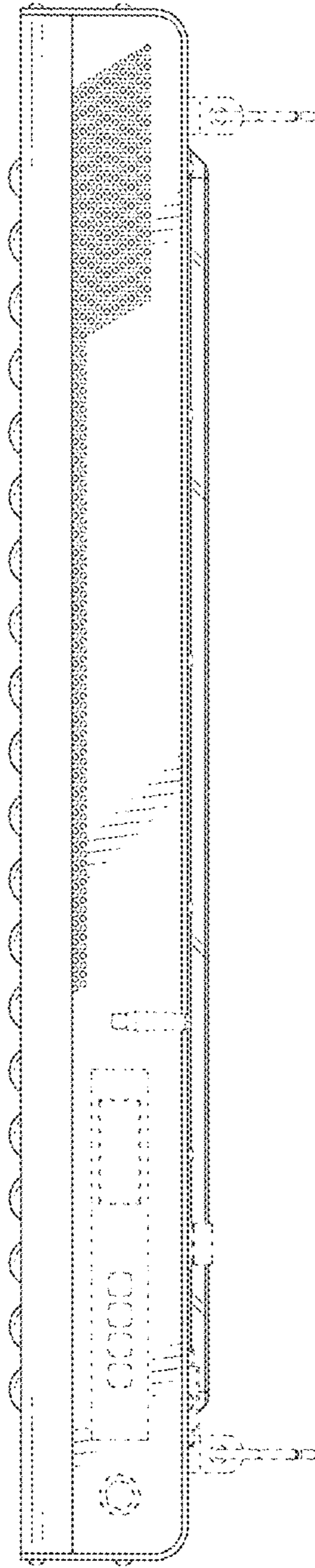


Fig.6

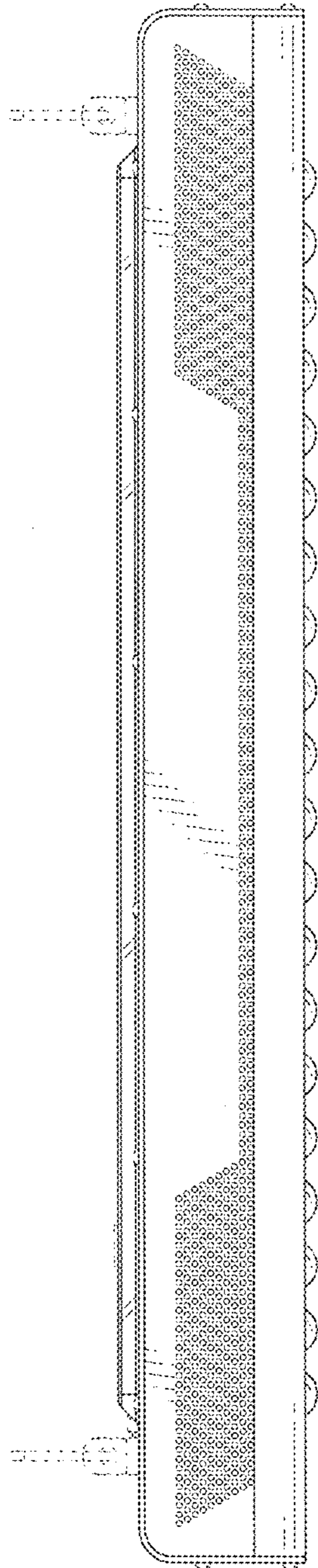


Fig. 7

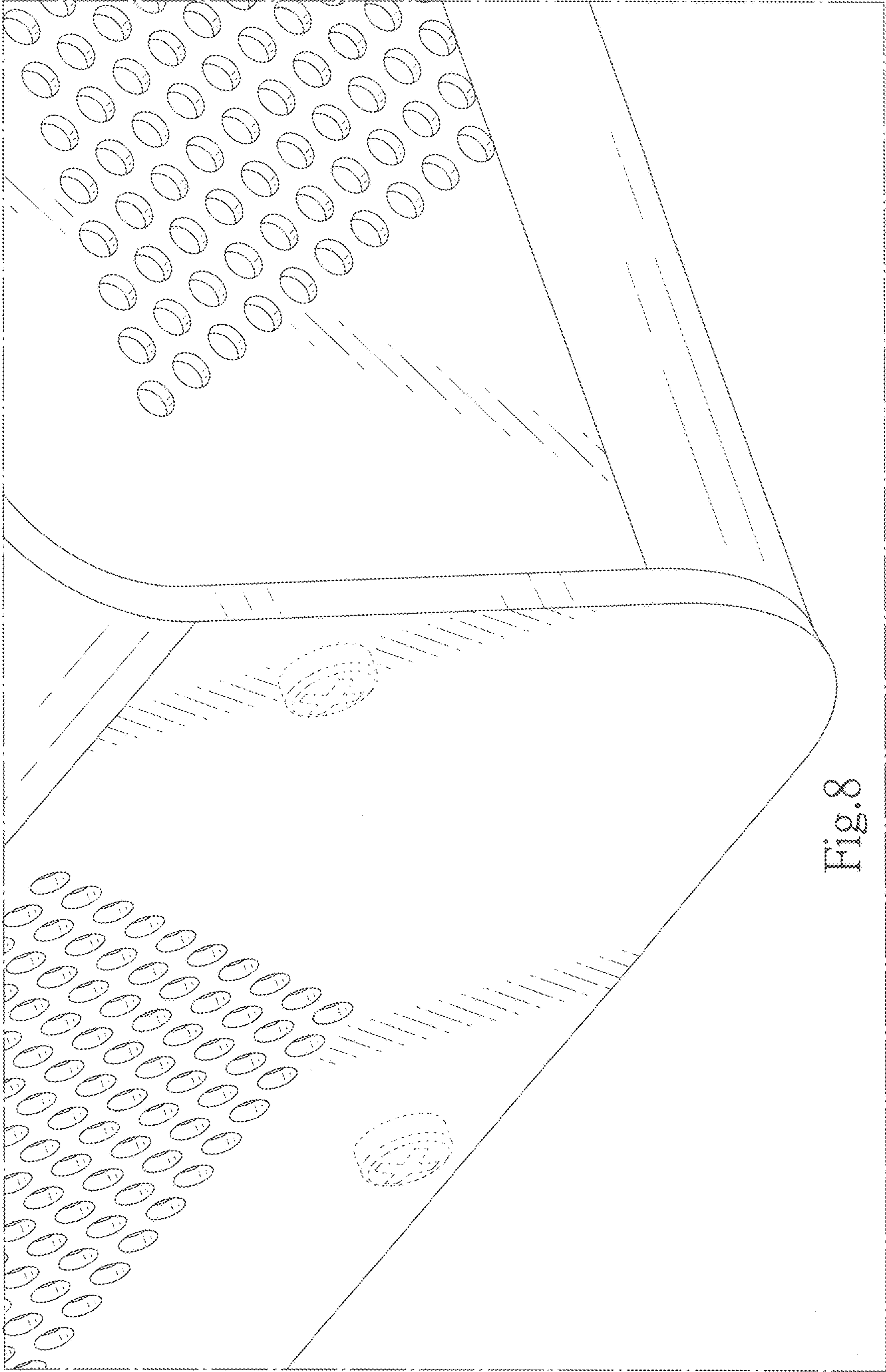


Fig. 8