



US00D890368S

(12) **United States Design Patent** (10) **Patent No.:** **US D890,368 S**
Kilian et al. (45) **Date of Patent:** **** Jul. 14, 2020**

(54) **ARCHITECTURAL FIXTURE**
(71) Applicant: **Arktura LLC**, Gardena, CA (US)
(72) Inventors: **Robert Kilian**, Venice, CA (US); **Chris Kabatsi**, Venice, CA (US); **Kevin Kane**, Los Angeles, CA (US); **John Johnston**, Los Angeles, CA (US); **Moti Tavassoli**, Los Angeles, CA (US)
(73) Assignee: **Arktura LLC**, Gardena, CA (US)
(**) Term: **15 Years**
(21) Appl. No.: **29/674,156**
(22) Filed: **Dec. 19, 2018**
(51) **LOC (12) Cl.** **25-01**
(52) **U.S. Cl.**
USPC **D25/152**
(58) **Field of Classification Search**
USPC D25/138, 152, 153, 154, 155, 156, 100
CPC ... E04B 9/34; E04B 9/345; E04B 9/36; E04B 9/363; E04B 9/366; E04B 9/00; E04B 9/0464; E04B 9/16; E04B 1/38; E04B 2/00; E04B 5/10; E04C 2/42; E04C 2/421; E04C 2/422; E04C 2/52; E04C 1/40; E04C 3/02
See application file for complete search history.

(56) **References Cited**
U.S. PATENT DOCUMENTS
D249,069 S * 8/1978 Polifka D25/152
D260,040 S * 7/1981 Maresca D25/152
D305,070 S * 12/1989 Dalton D25/152
D330,259 S * 10/1992 Nemchock D25/152
7,198,388 B2 * 4/2007 Pilby E04B 9/00
362/325
7,591,611 B2 * 9/2009 Arellanes E02B 3/108
405/111

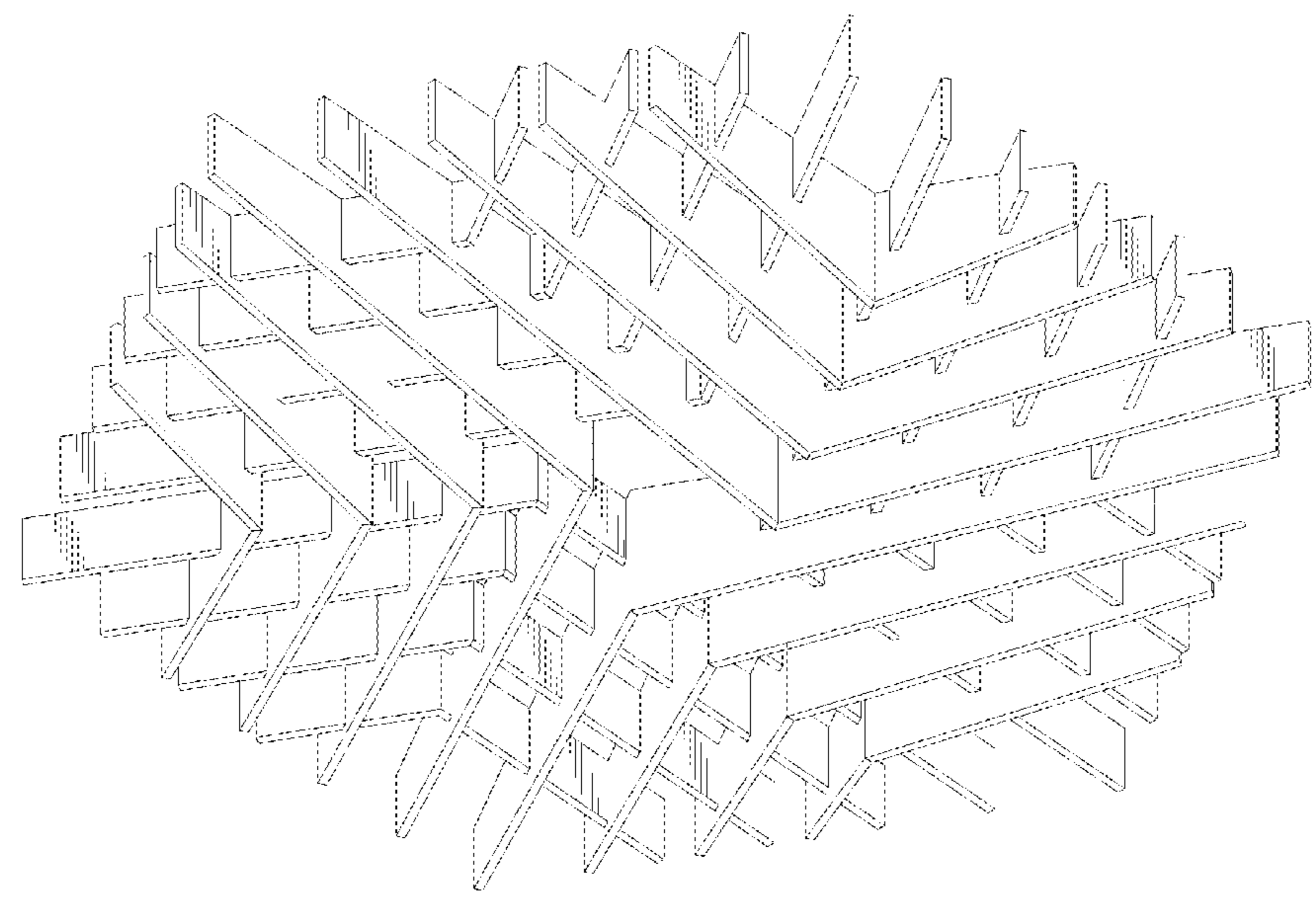
8,695,296 B2 * 4/2014 Bergman E04B 9/205
52/243.1
8,733,053 B2 * 5/2014 Kabatsi E04B 2/00
160/131
9,038,326 B2 * 5/2015 Bergman E04B 9/366
52/144
9,045,931 B2 * 6/2015 Damen E06B 9/04
9,096,998 B2 * 8/2015 Harper E04B 9/001
9,163,402 B2 * 10/2015 Kabatsi E04B 9/345
9,260,863 B2 * 2/2016 Thun E04B 9/34
9,353,521 B2 * 5/2016 Waters E04B 9/00
RE46,043 E * 6/2016 Stackenwalt E04B 9/0414
9,376,813 B2 * 6/2016 Bergman E04B 9/0435
9,663,949 B1 * 5/2017 Caste E04B 9/0428
9,832,907 B2 * 11/2017 Pan E04C 2/421
9,845,596 B2 * 12/2017 Frantz B32B 15/14
10,273,676 B2 * 4/2019 Wyllie E04B 2/7416
(Continued)

Primary Examiner — Doris Clark
(74) *Attorney, Agent, or Firm* — Matthew J. Spark; Stefan J. Kirchanski; Zuber Lawler & Del Duca LLP

(57) **CLAIM**
The ornamental design for an architectural fixture, as shown and described.

DESCRIPTION
FIG. 1 is a bottom, front, left perspective view of an architectural fixture, embodying the invention;
FIG. 2 is a front elevation view of the architectural fixture of FIG. 1;
FIG. 3 is a right side elevation view of the architectural fixture of FIG. 1;
FIG. 4 is a rear elevation view of the architectural fixture of FIG. 1;
FIG. 5 is a left side elevation view of the architectural fixture of FIG. 1;
FIG. 6 is a bottom plan view of the architectural fixture of FIG. 1; and,
FIG. 7 is top plan view of the architectural fixture of FIG. 1.

1 Claim, 3 Drawing Sheets



(56)

References Cited

U.S. PATENT DOCUMENTS

10,344,475 B1 * 7/2019 Alnakkar E04B 9/0464
10,662,647 B2 * 5/2020 Kilian E04B 9/0414

* cited by examiner

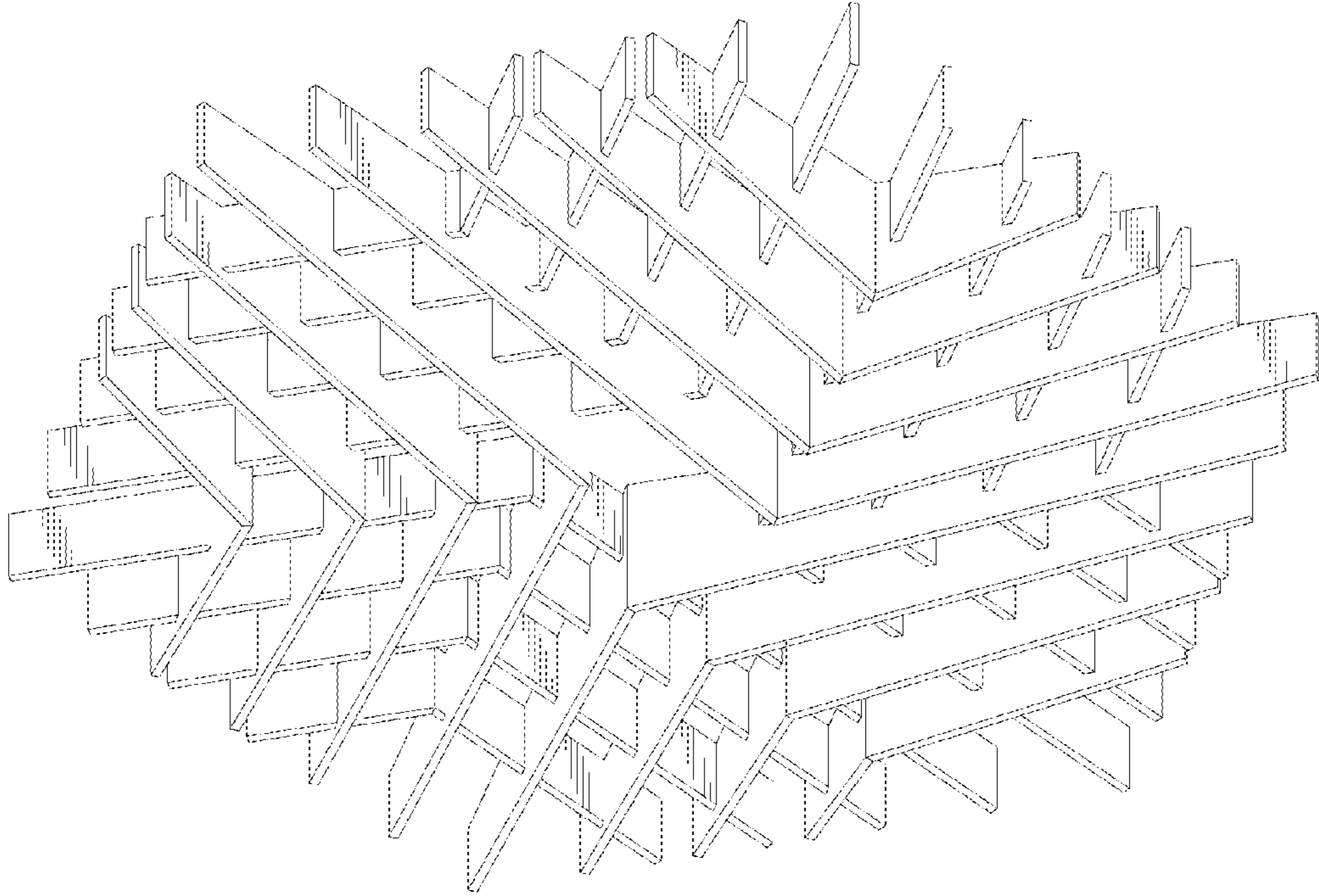


FIG. 1

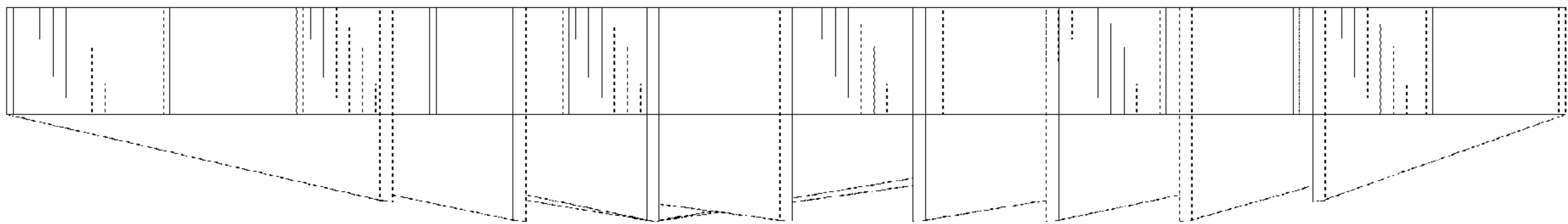


FIG. 2

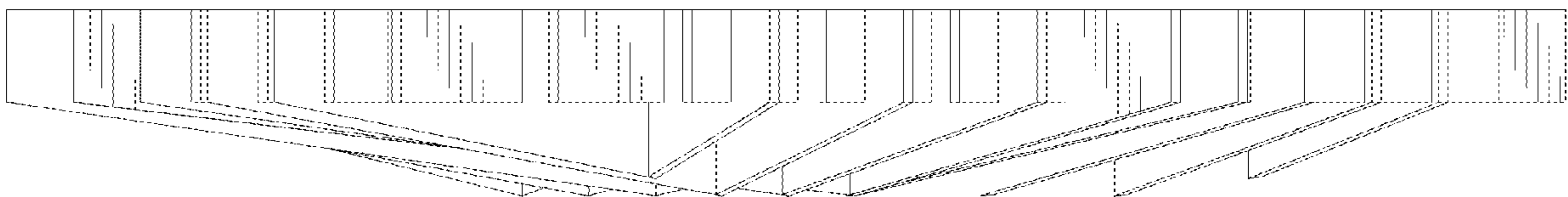


FIG. 3

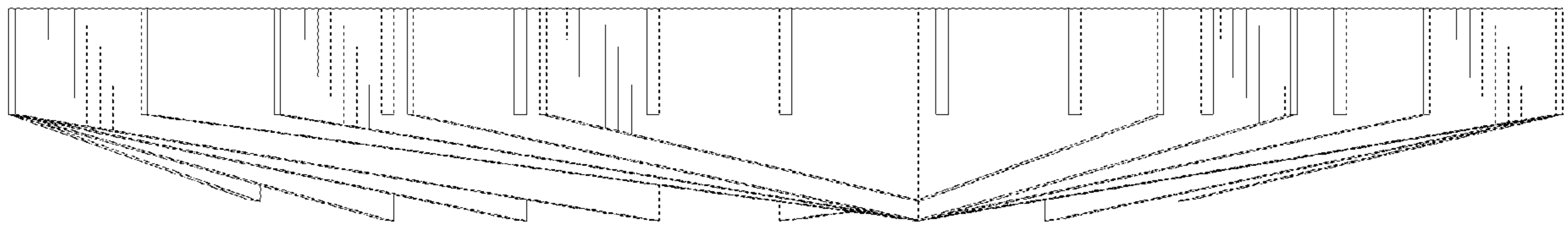


FIG. 4

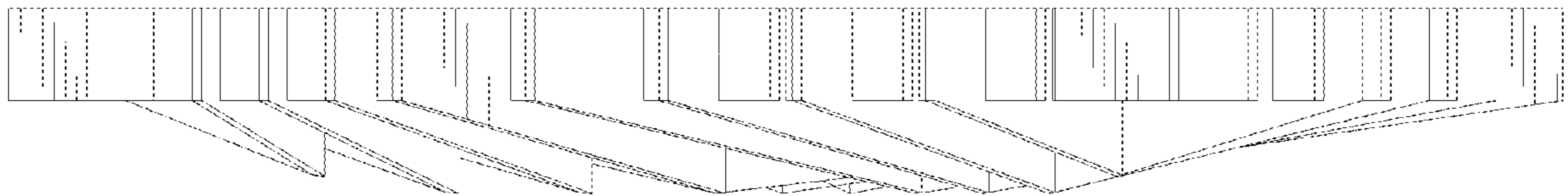


FIG. 5




FIG. 6

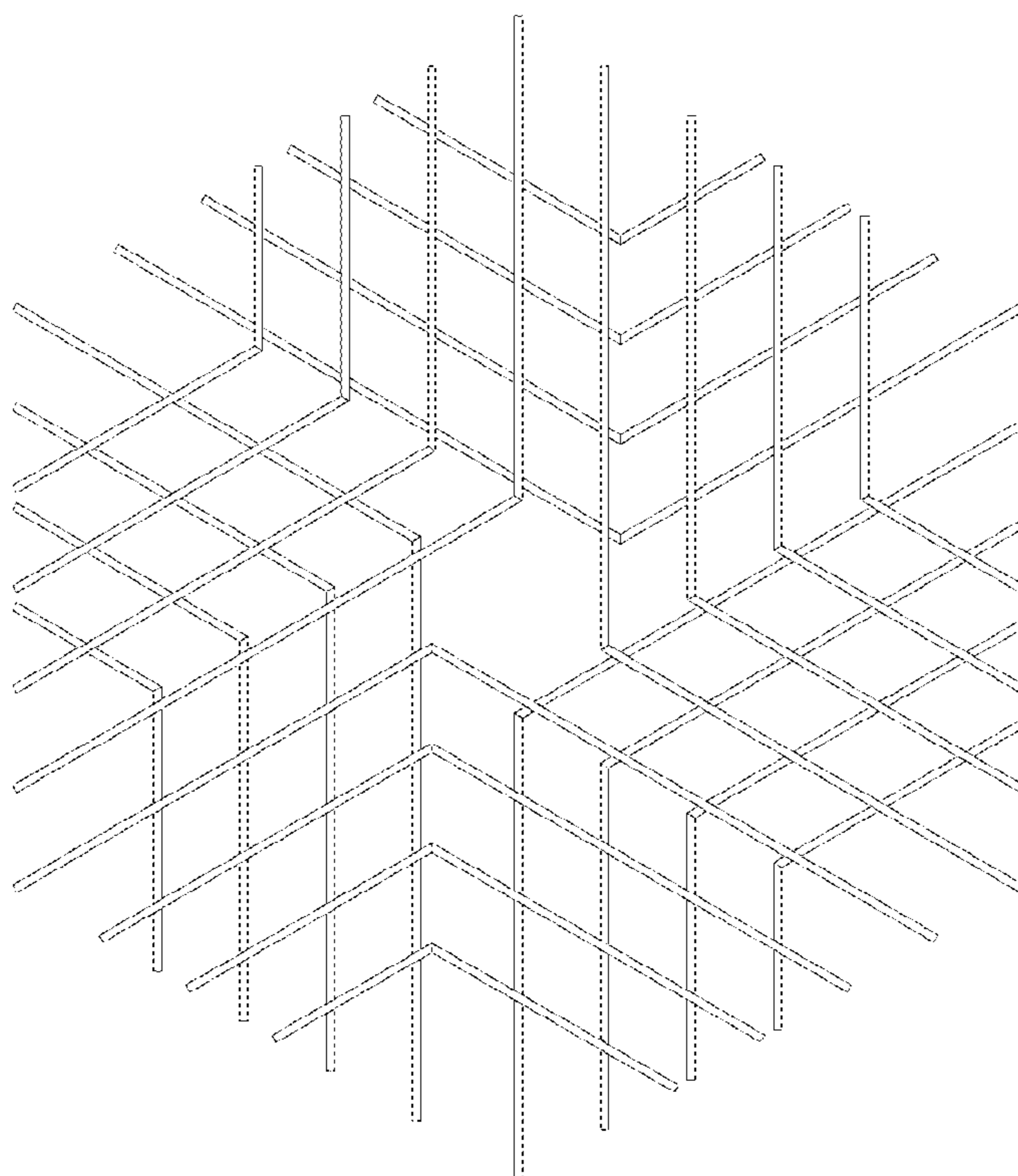


FIG. 7