



US00D890360S

(12) **United States Design Patent** (10) **Patent No.:** **US D890,360 S**
Galen et al. (45) **Date of Patent:** **** Jul. 14, 2020**

(54) **DIAGNOSTIC CARTRIDGE**

(71) Applicant: **HEMEX HEALTH, INC.**, Portland, OR (US)

(72) Inventors: **Peter Galen**, Portland, OR (US); **James Daren Bledsoe**, Portland, OR (US); **Jered Wikander**, Portland, OR (US); **James Thorne**, Portland, OR (US); **Joshua King Hoyt**, Portland, OR (US); **David John Sayler**, Portland, OR (US)

(73) Assignee: **HEMEX HEALTH, INC.**, Portland, OR (US)

(**) Term: **15 Years**

(21) Appl. No.: **29/696,137**

(22) Filed: **Jun. 25, 2019**

(51) **LOC (12) Cl.** **24-01**

(52) **U.S. Cl.**
USPC **D24/225**

(58) **Field of Classification Search**
USPC D24/107, 216, 219, 223–232, 121;
D10/81

CPC ... G01N 35/00029; G01N 2035/00108; G01N 2035/00138; G01N 2035/00148; G01N 2035/00158; B01L 2300/0816; B01L 2300/0819; B01L 2300/0822; B01L 2300/0825; B01L 2300/0829; B01L 2300/0836; B01L 2300/0867; B01L 3/5027

See application file for complete search history.

(56) **References Cited**

U.S. PATENT DOCUMENTS

4,943,522 A * 7/1990 Eisinger G01N 33/54386
422/537
6,027,943 A * 2/2000 Kang G01N 33/54366
436/518

D456,082 S * 4/2002 Bouse D24/223
D787,700 S * 5/2017 Dunaway D24/225
D851,275 S * 6/2019 Spuhler D24/225
D874,959 S * 2/2020 Buie D24/224
D879,999 S * 3/2020 Wronko D24/225
2010/0024530 A1* 2/2010 Hopkins, II B01L 3/5023
73/64.56
2014/0271400 A1* 9/2014 Cheng B01L 3/5023
422/417
2018/0272342 A1* 9/2018 Samsoundar B01L 3/502715

* cited by examiner

Primary Examiner — Anhdao Doan

(74) *Attorney, Agent, or Firm* — Lane Powell PC

(57) **CLAIM**

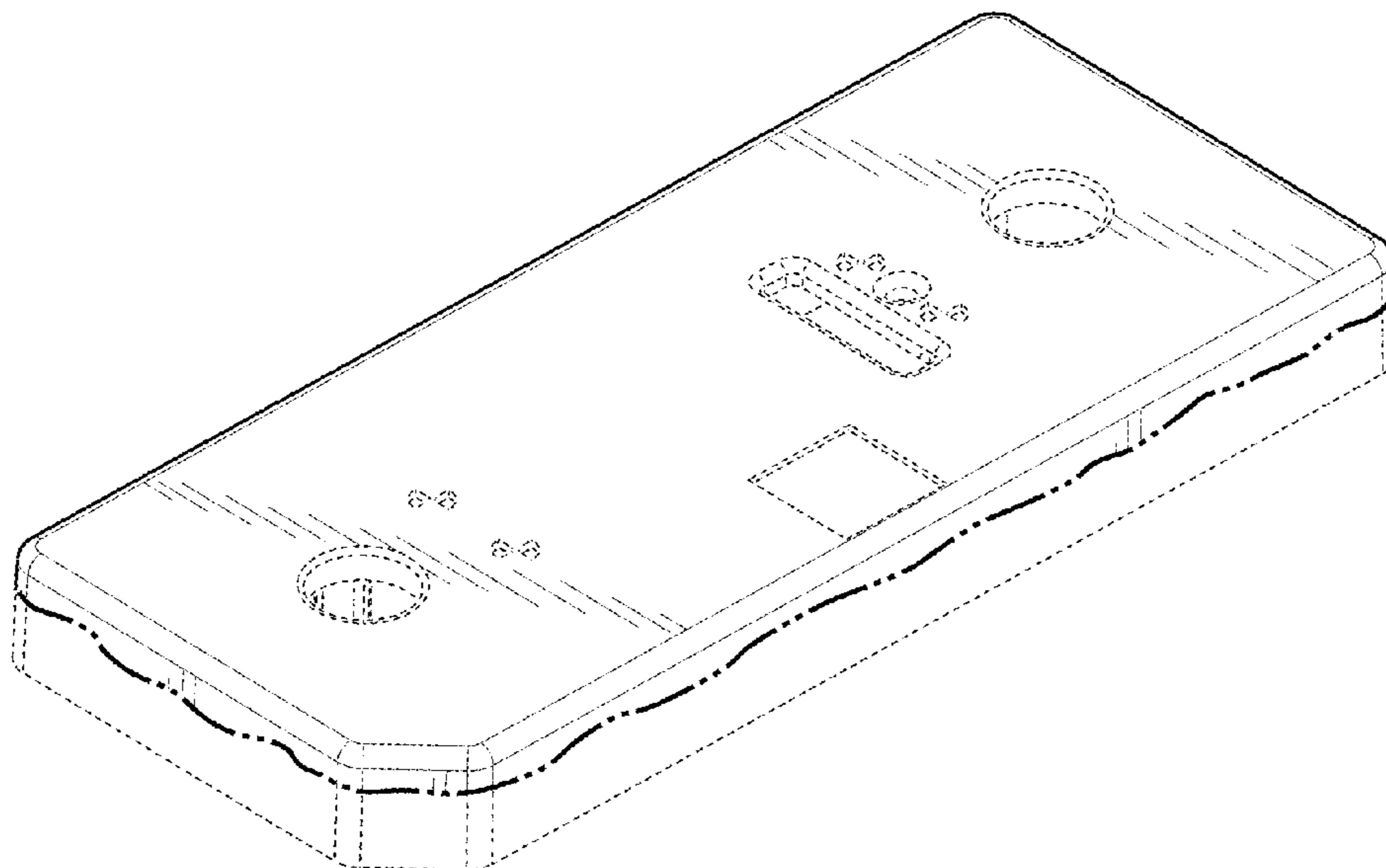
The ornamental design for a diagnostic cartridge, as shown and described.

DESCRIPTION

FIG. 1 is a top perspective view of a diagnostic cartridge showing the claimed design;
FIG. 2 is a bottom perspective view thereof;
FIG. 3 is a top view thereof;
FIG. 4 is a bottom view thereof;
FIG. 5 is a first side view thereof;
FIG. 6 is a second side view thereof;
FIG. 7 is a third side view thereof; and,
FIG. 8 is a fourth side view thereof.

The broken lines immediately adjacent the shaded areas and the dash-dot-dash lines represent the bounds of the claim, and the remaining broken lines are directed to environment and are for illustrative purposes only; the broken lines form no part of the claimed design.

1 Claim, 3 Drawing Sheets



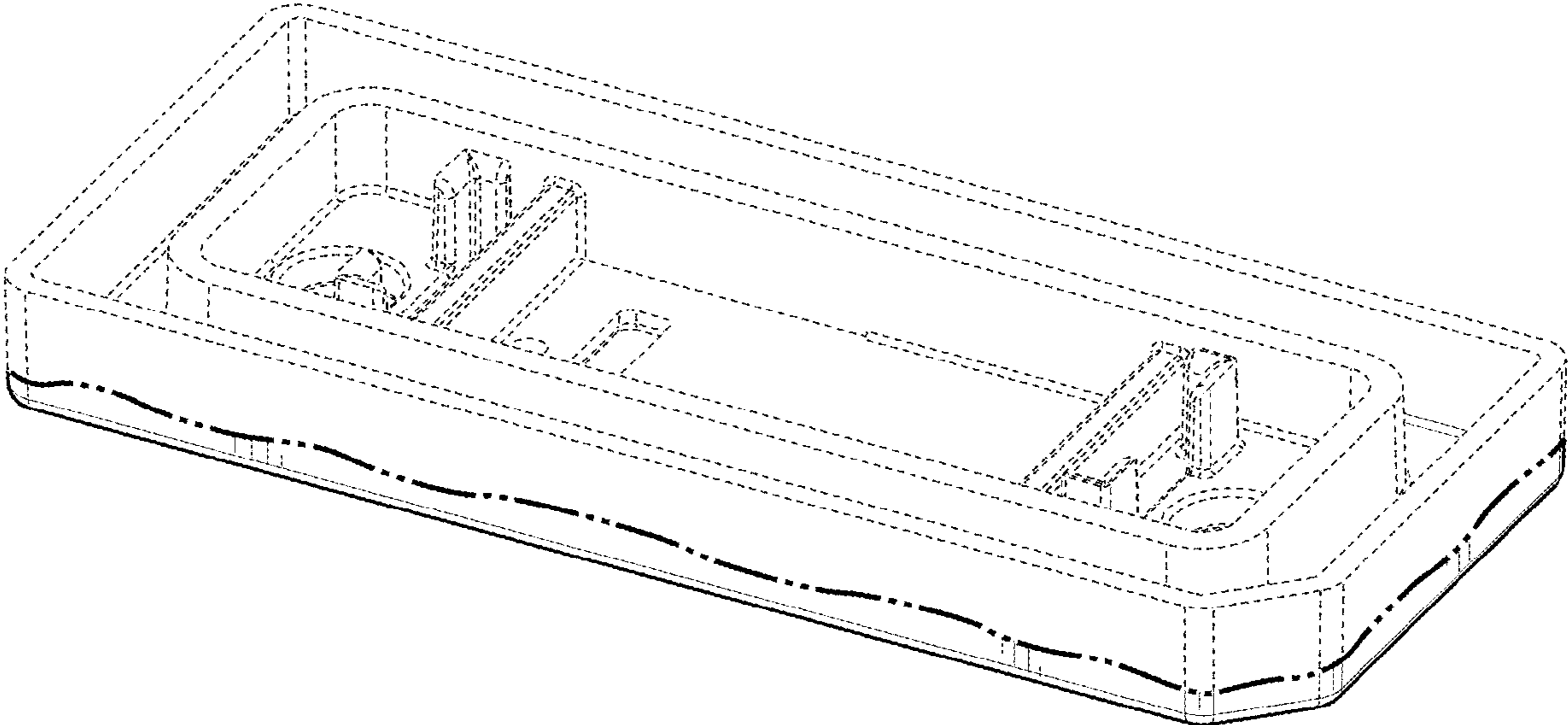


FIG. 1

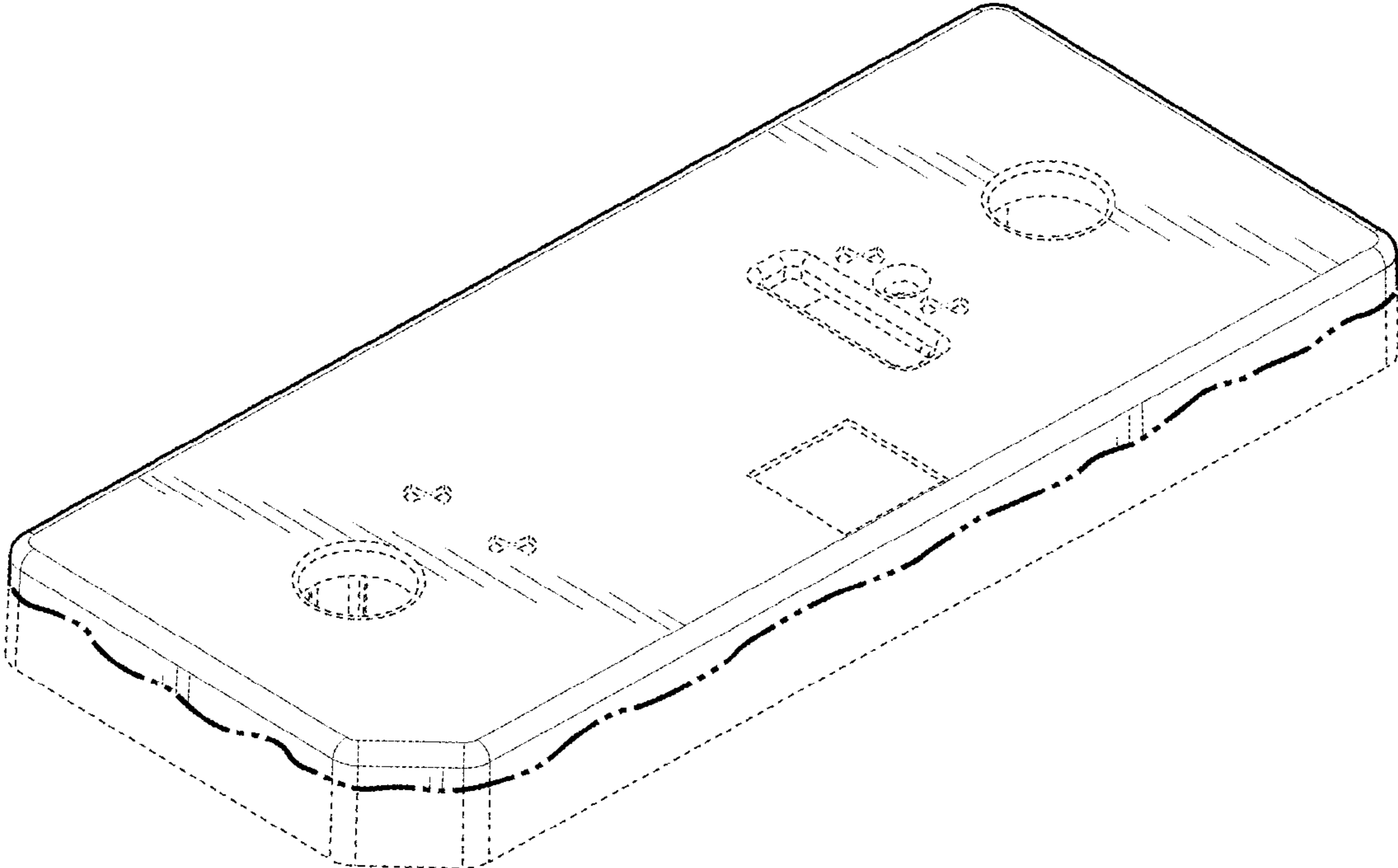


FIG. 2

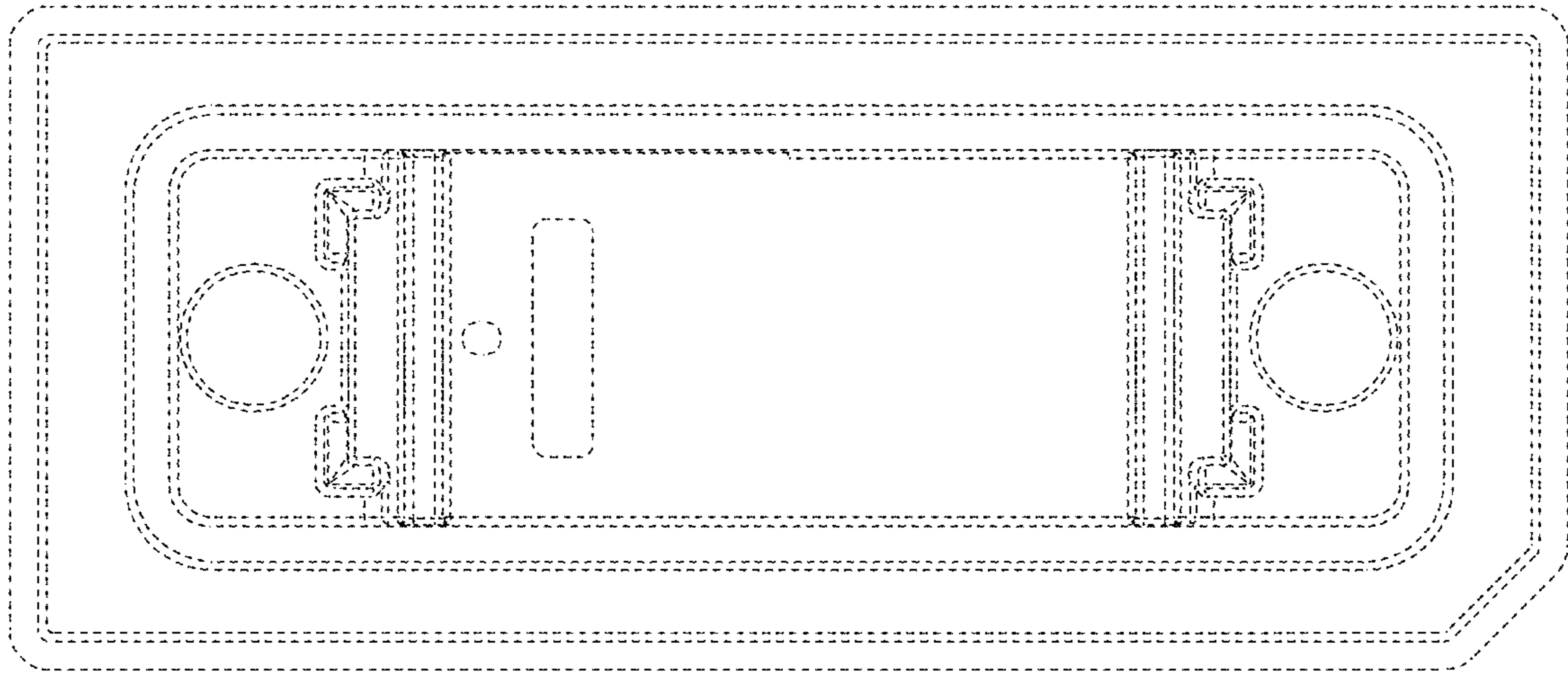


FIG. 3

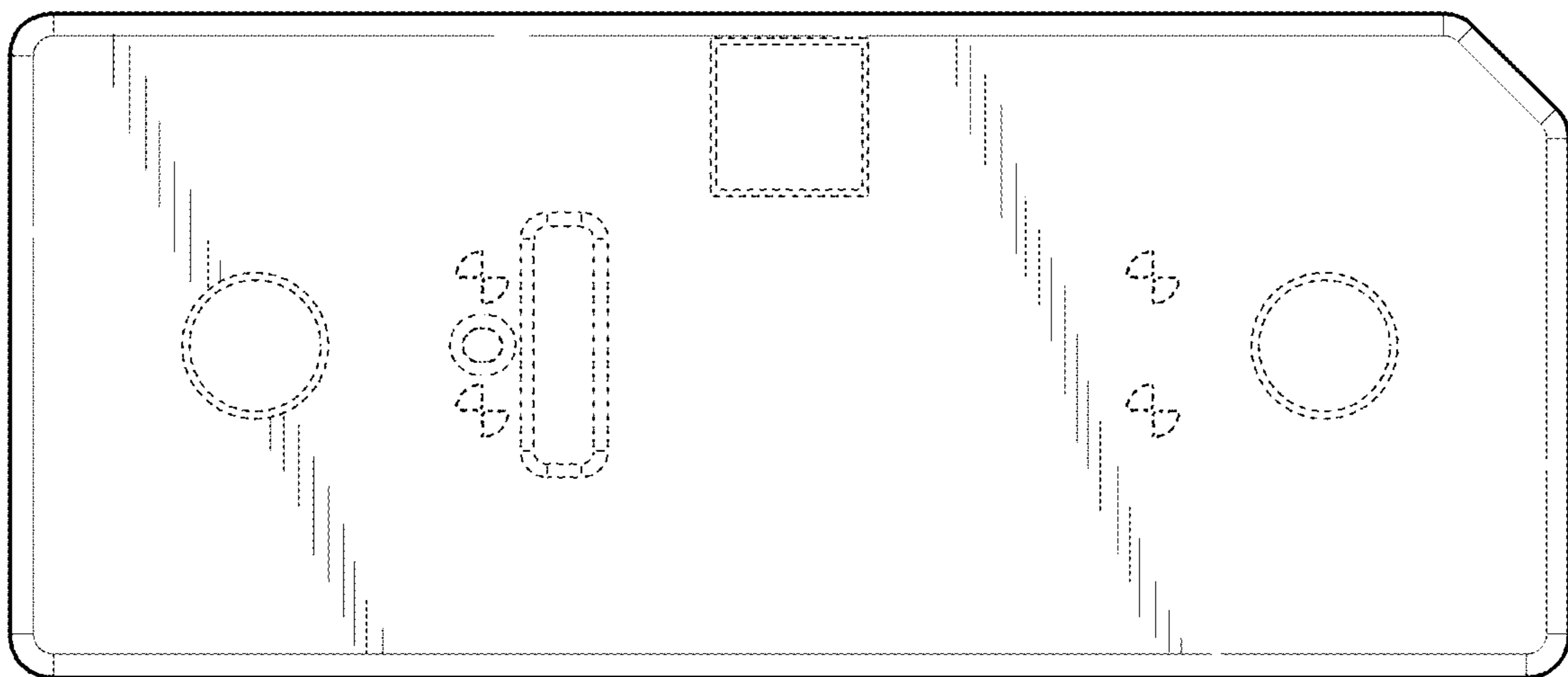


FIG. 4

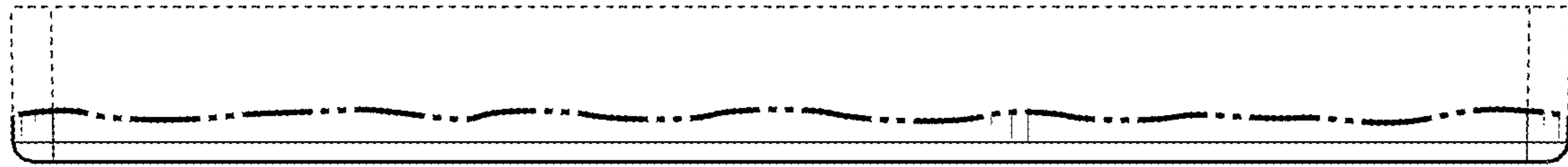


FIG. 5

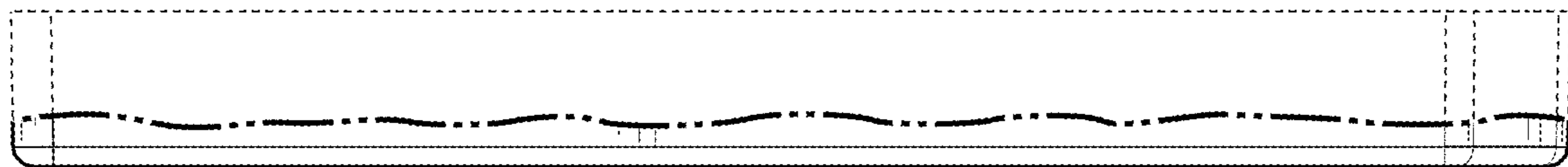


FIG. 6




FIG. 7




FIG. 8