



US00D890332S

(12) **United States Design Patent** (10) **Patent No.:** **US D890,332 S**
Guillermo (45) **Date of Patent:** **** Jul. 14, 2020**

(54) **AUTOINJECTOR** D677,380 S 3/2013 Julian et al.
 D679,391 S * 4/2013 Chinowsky D24/127
 (71) Applicant: **Nuance Designs of CT, LLC,** 8,512,366 B2 8/2013 Robbins
 Woodbridge, CT (US) D696,774 S 12/2013 Guarraia et al.
 8,652,100 B1 2/2014 Cowe
 (72) Inventor: **Carlos Guillermo,** Atascadero, CA D708,317 S * 7/2014 Schneider D24/113
 (US) D748,244 S * 1/2016 Petersen D24/113
 D757,255 S 5/2016 Wohlfahrt et al.
 D758,567 S 6/2016 Wohlfahrt et al.
 (73) Assignee: **NUANCE DESIGNS OF CT, LLC,** D758,568 S 6/2016 Wohlfahrt et al.
 Woodbridge, CT (US) D758,569 S 6/2016 Wohlfahrt et al.
 D758,570 S 6/2016 Wohlfahrt et al.
 (**) Term: **15 Years** D814,022 S * 3/2018 Boyaval D24/113
 D816,212 S * 4/2018 Daniel A61M 5/2033
 D24/112

(21) Appl. No.: **29/636,414**

(Continued)

(22) Filed: **Feb. 8, 2018**

Primary Examiner — David G Muller

(51) **LOC (12) Cl.** **24-02**

(74) *Attorney, Agent, or Firm* — Kim IP Law Group
PLLC

(52) **U.S. Cl.**
USPC **D24/113**

(58) **Field of Classification Search**
USPC D24/112–114, 108, 133, 130, 127, 186;
606/181, 185; 604/264, 272, 187, 181,
604/184, 227
CPC A61M 5/178; A61M 3/00; A61M 5/20;
A61M 5/31; A61M 5/3146; A61M
5/3129; A61M 5/3148; A61M 5/315
See application file for complete search history.

(57) **CLAIM**

The ornamental design for an autoinjector, as shown and described.

DESCRIPTION

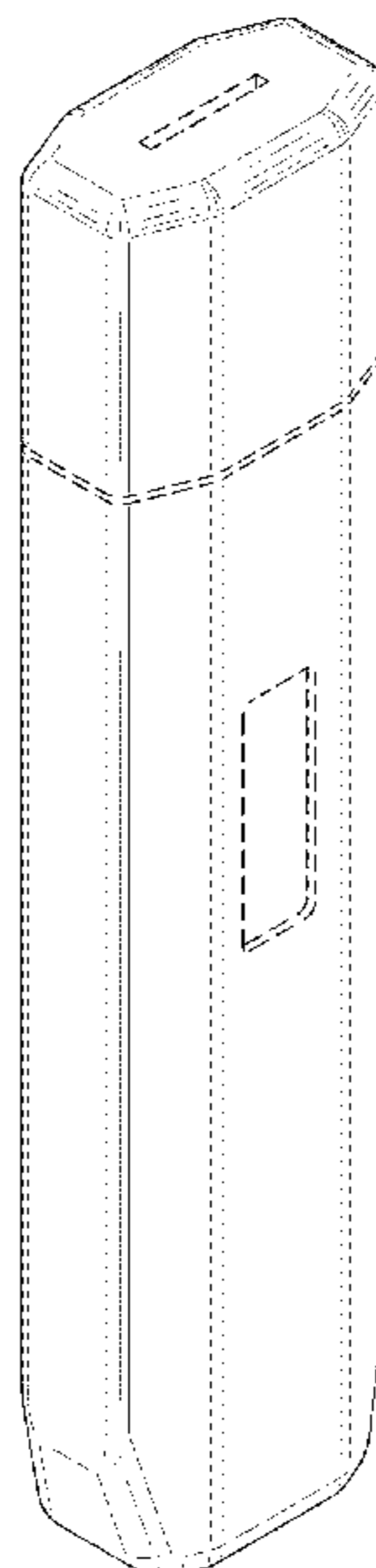
FIG. 1 is a top perspective view of an autoinjector in accordance with the new design;
 FIG. 2 is a front elevational view of the autoinjector of FIG. 1;
 FIG. 3 is a rear elevational view of the autoinjector of FIG. 1;
 FIG. 4 is a right side elevational view of the autoinjector of FIG. 1;
 FIG. 5 is a left side elevational view of the autoinjector of FIG. 1;
 FIG. 6 is a top plan view of the autoinjector of FIG. 1; and,
 FIG. 7 is a bottom plan view of the autoinjector of FIG. 1.
 The broken lines in FIGS. 1-7 illustrate portions of the autoinjector which form no part of the claimed design.

(56) **References Cited**

U.S. PATENT DOCUMENTS

D351,466 S	10/1994	Stringer et al.	
6,045,567 A	4/2000	Taylor et al.	
D509,901 S	9/2005	Phelan et al.	
D536,788 S *	2/2007	Trifilio	D24/133
D561,894 S	2/2008	Hudson	
D579,495 S	10/2008	Yoon	
D619,244 S	7/2010	Van der Stappen	
D633,814 S	3/2011	Nishiyama	
D647,613 S	10/2011	Paget et al.	
D660,958 S *	5/2012	McLoughlin	D24/113
D673,264 S *	12/2012	Kunze	D24/113

1 Claim, 4 Drawing Sheets



(56)

References Cited

U.S. PATENT DOCUMENTS

D819,200 S * 5/2018 Stonecipher D24/114
D827,127 S * 8/2018 Donnelly D24/113
10,065,002 B2 * 9/2018 Laugere A61M 5/31596
D830,538 S * 10/2018 Guillermo D24/112
D830,539 S * 10/2018 Boyaval D24/113
2002/0029058 A1 3/2002 Levaughn et al.
2005/0125017 A1 6/2005 Kudrna et al.
2005/0125019 A1 6/2005 Kudrna et al.
2009/0054849 A1 2/2009 Burnell et al.
2010/0145377 A1 6/2010 Lai et al.
2012/0123350 A1 5/2012 Giambattista et al.
2014/0148763 A1 5/2014 Karlsson et al.
2014/0228769 A1 8/2014 Karlsson et al.
2014/0336590 A1 11/2014 Hourmand et al.
2014/0343507 A1 11/2014 Karlsson et al.
2014/0364812 A1 12/2014 Lumme et al.
2015/0231333 A1 8/2015 Lannan et al.
2015/0374272 A1 12/2015 Schwartz et al.
2016/0129200 A1 5/2016 Jennings et al.
2016/0193412 A1 7/2016 Cereda et al.
2016/0250418 A1 9/2016 Olson
2016/0335920 A1 11/2016 Bendek et al.
2016/0361496 A1 12/2016 Guillermo et al.
2017/0080163 A1 3/2017 Bendek et al.

* cited by examiner

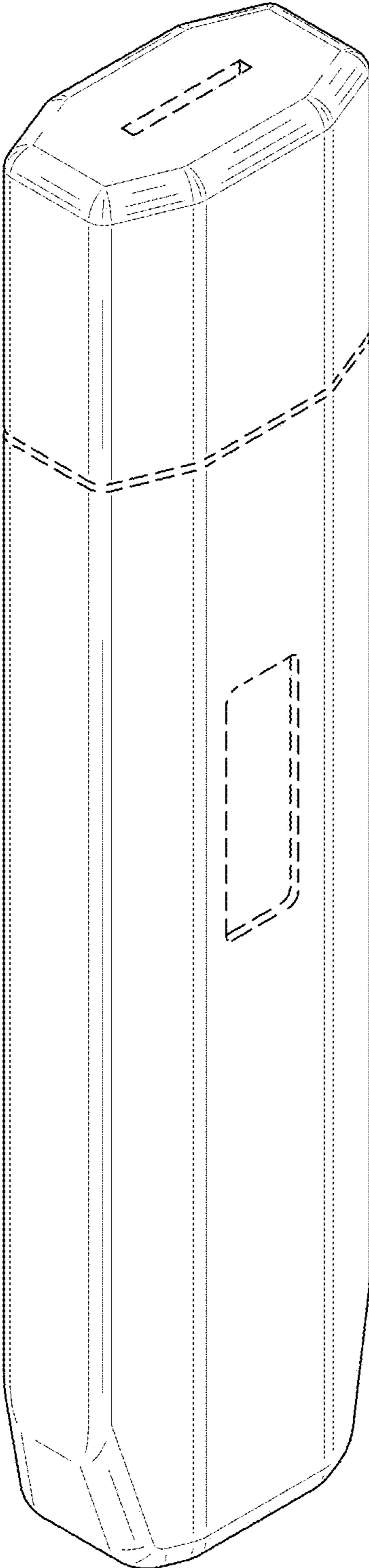


FIG. 1

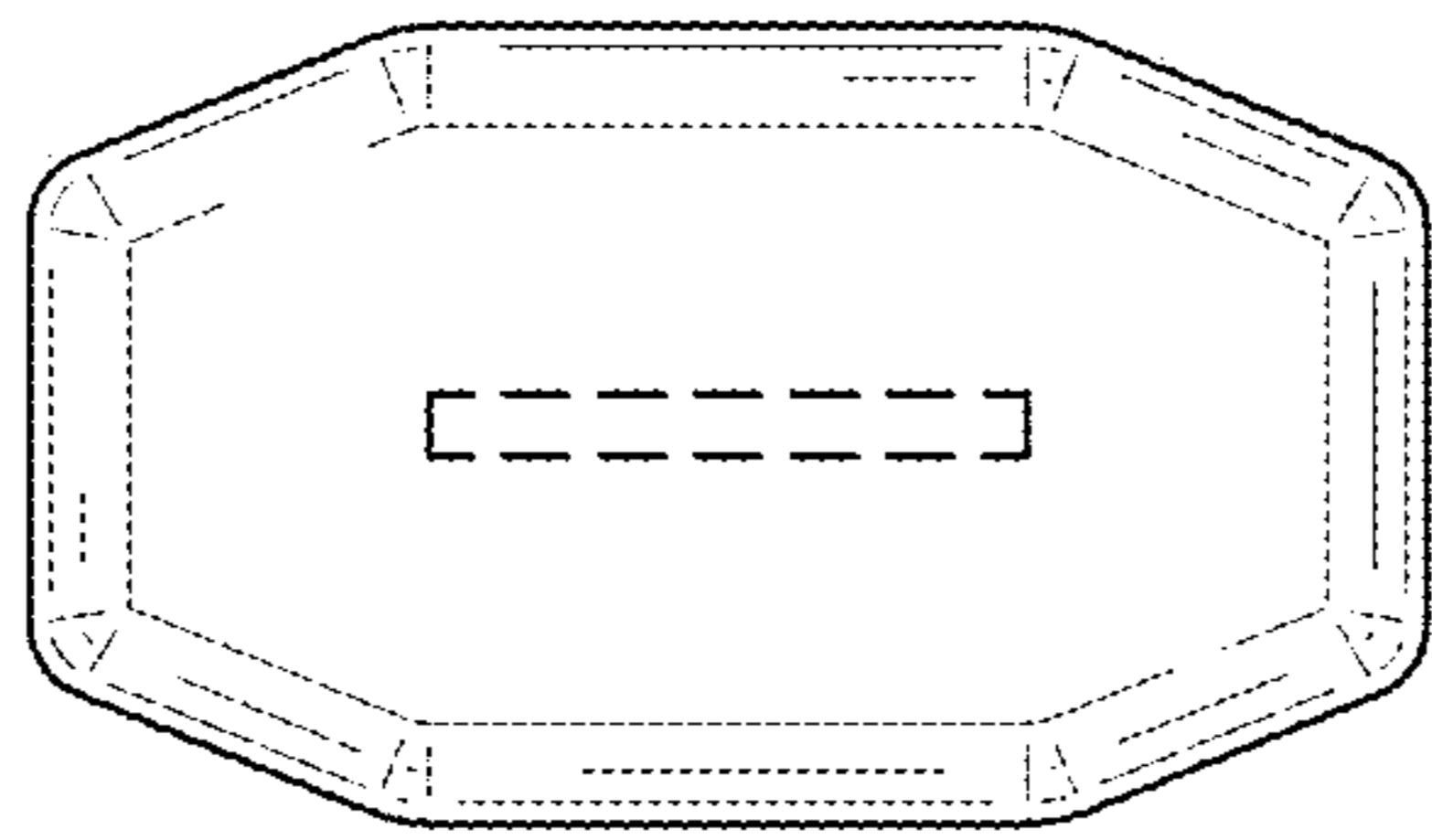


FIG. 2

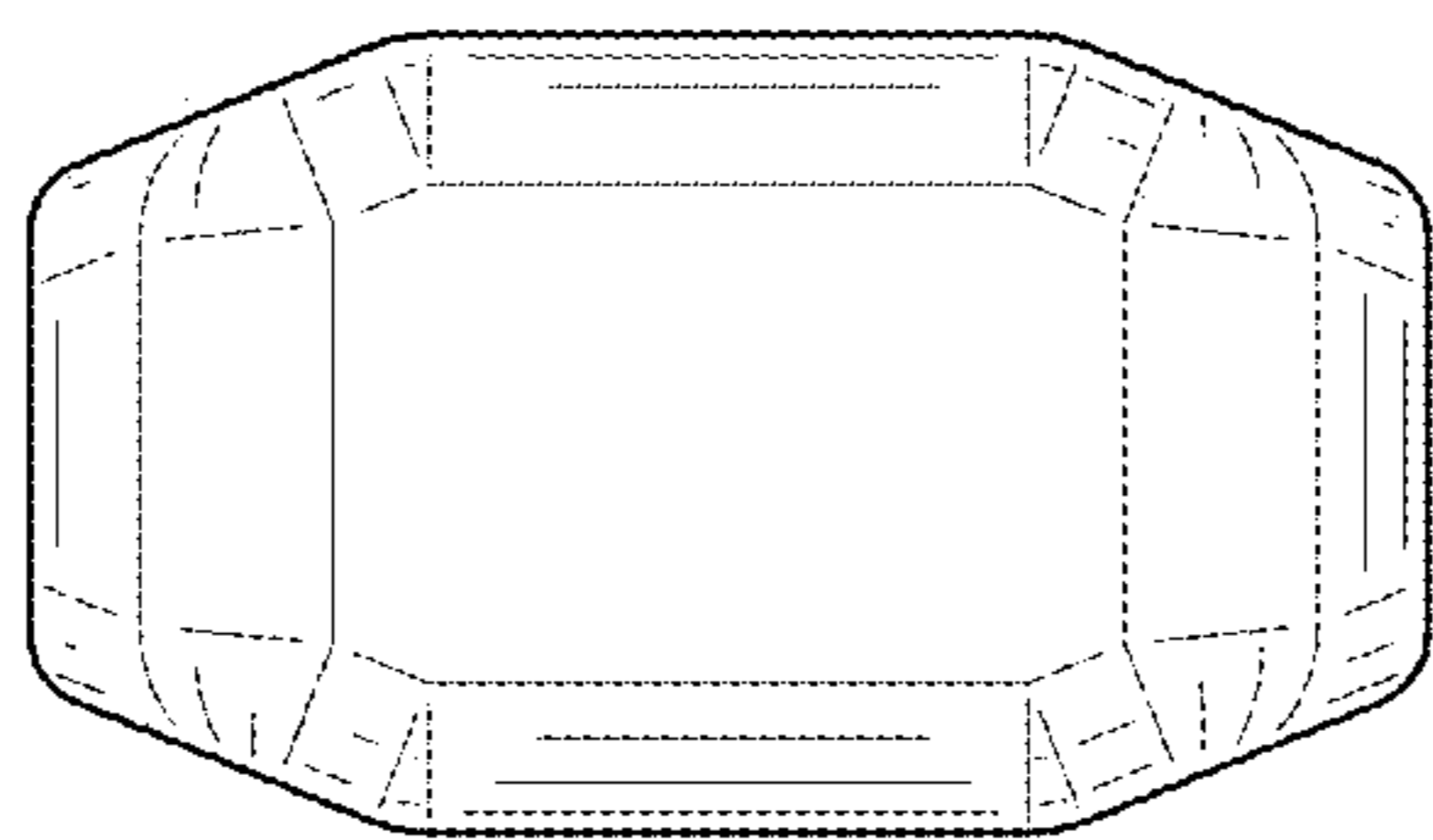


FIG. 3

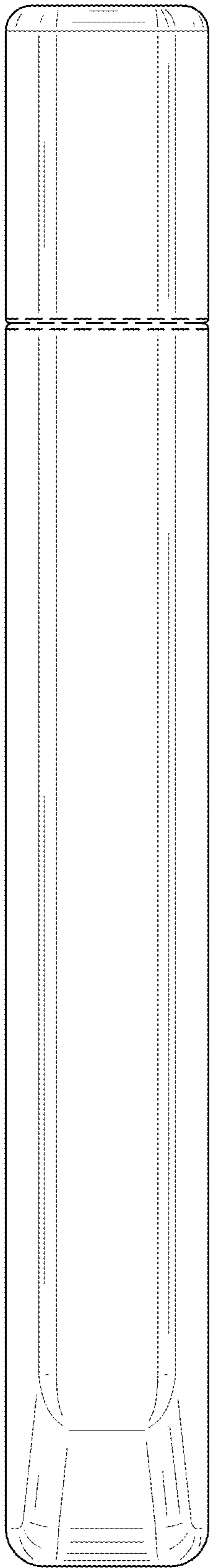


FIG. 4

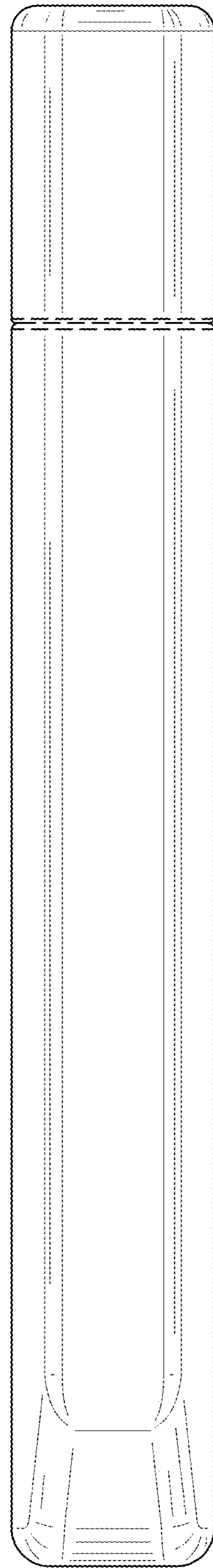


FIG. 5

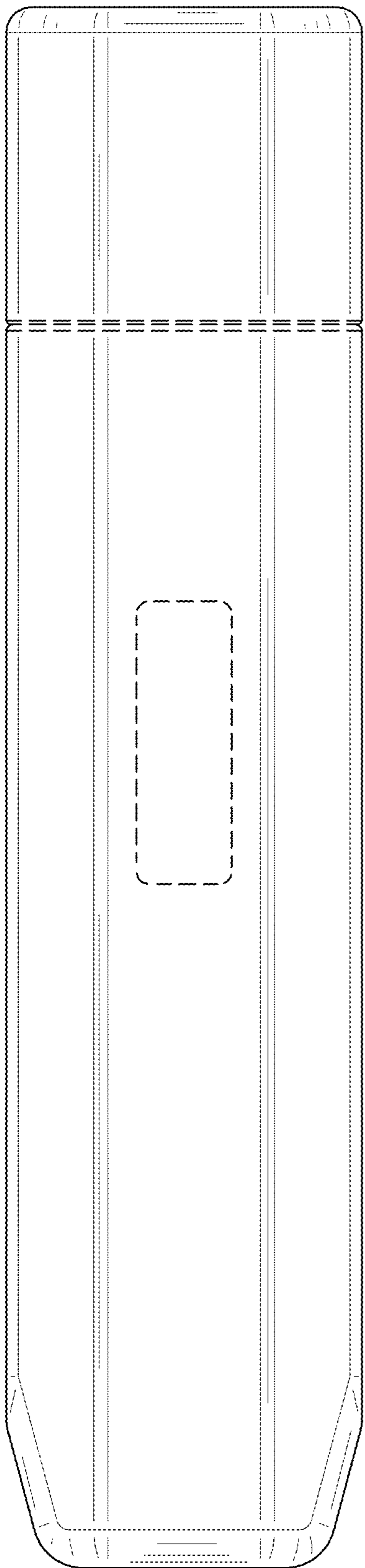


FIG. 6

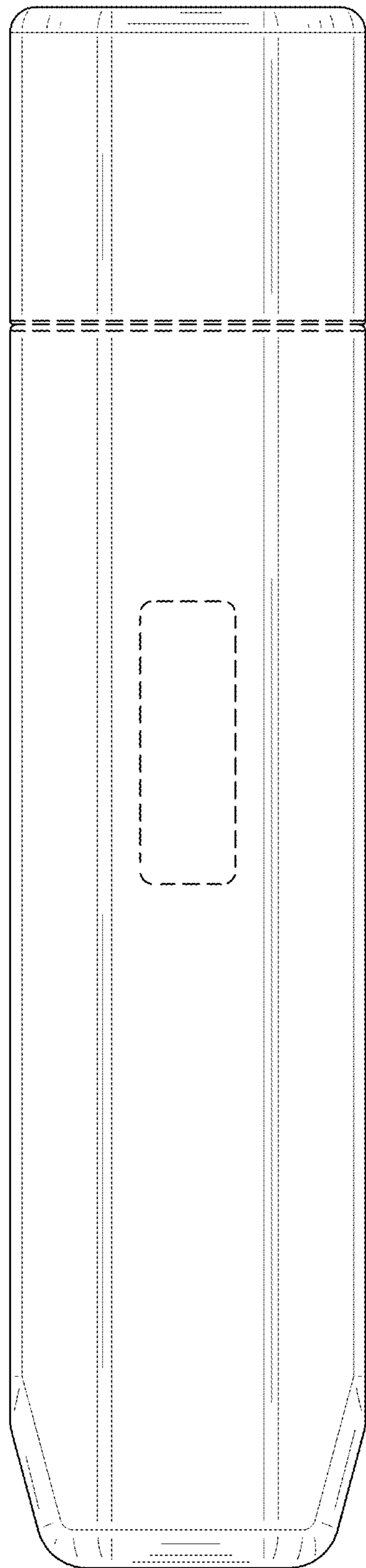


FIG. 7