

US00D890328S

(12) **United States Design Patent** (10) **Patent No.:** **US D890,328 S**  
**Gebert et al.** (45) **Date of Patent:** **\*\* Jul. 14, 2020**

(54) **VENTILATION GRID**  
(71) Applicant: **ebm-papst Mulfingen GmbH & Co. KG, Mulfingen (DE)**  
(72) Inventors: **Daniel Gebert, Öhringen (DE); Thomas Heli, Langenburg (DE); Peter Riegler, Boxberg (DE); Valerius Schaff, Kupferzell (DE)**  
(73) Assignee: **ebm-papst Mulfingen GmbH & Co. KG, Mulfingen (DE)**

D645,952 S \* 9/2011 Peterson ..... D23/411  
D685,459 S \* 7/2013 Pan ..... D23/370  
D761,412 S \* 7/2016 Strehle ..... D23/412  
D775,721 S \* 1/2017 Muller ..... D23/390  
D776,250 S \* 1/2017 Muller ..... D23/390  
D777,893 S \* 1/2017 Kato ..... D23/351  
D777,899 S \* 1/2017 Wark ..... D23/370  
D822,823 S \* 7/2018 Yu ..... D23/412  
D823,453 S \* 7/2018 Yu ..... D23/412  
2014/0053793 A1 \* 2/2014 Sullivan ..... F01P 11/12  
123/41.65  
2014/0209275 A1 \* 7/2014 Schone ..... F04D 29/541  
165/96  
2017/0343016 A1 \* 11/2017 Kim ..... F04D 25/0693  
2018/0058459 A1 \* 3/2018 Haaf ..... F04D 27/001  
2018/0156240 A1 \* 6/2018 Muller ..... F04D 29/4213

(\*\*) Term: **15 Years**

(21) Appl. No.: **29/669,127**

(22) Filed: **Nov. 6, 2018**

(30) **Foreign Application Priority Data**

May 7, 2018 (EM) ..... 005260296-0001

(51) **LOC (12) Cl.** ..... **23-03**

(52) **U.S. Cl.**  
USPC ..... **D23/412**

(58) **Field of Classification Search**  
USPC ..... D23/370-386, 393, 411-414, 351-354,  
D23/332-336, 355, 366-369  
CPC ..... F04D 29/545; F04D 29/661; F04D 5/00;  
F04D 27/00; F04D 29/329  
See application file for complete search history.

(56) **References Cited**

**U.S. PATENT DOCUMENTS**

D313,468 S \* 1/1991 Chaney ..... D23/412  
D513,437 S \* 1/2006 Wilhelm ..... D23/412

\* cited by examiner

*Primary Examiner* — Cathron C Brooks

*Assistant Examiner* — Sharon S Oum

(74) *Attorney, Agent, or Firm* — Harness, Dickey & Pierce, P.L.C.

(57) **CLAIM**

The ornamental design for a ventilation grid, as shown and described.

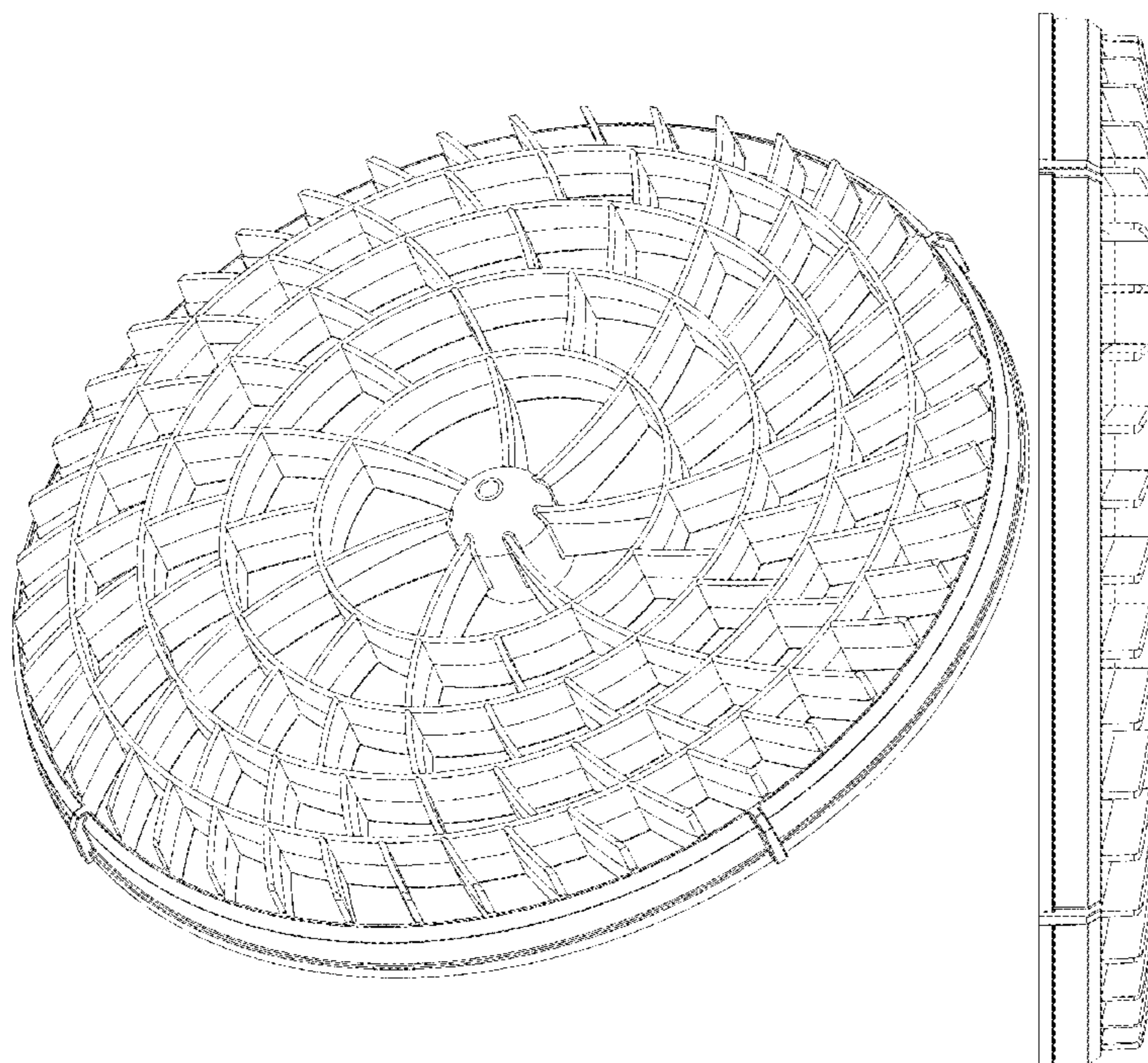
**DESCRIPTION**

FIG. 1 is a front perspective view of a ventilation grid showing our new design.

FIG. 2 is a side elevation view thereof; and,

FIG. 3 is a rear perspective view thereof.

**1 Claim, 3 Drawing Sheets**



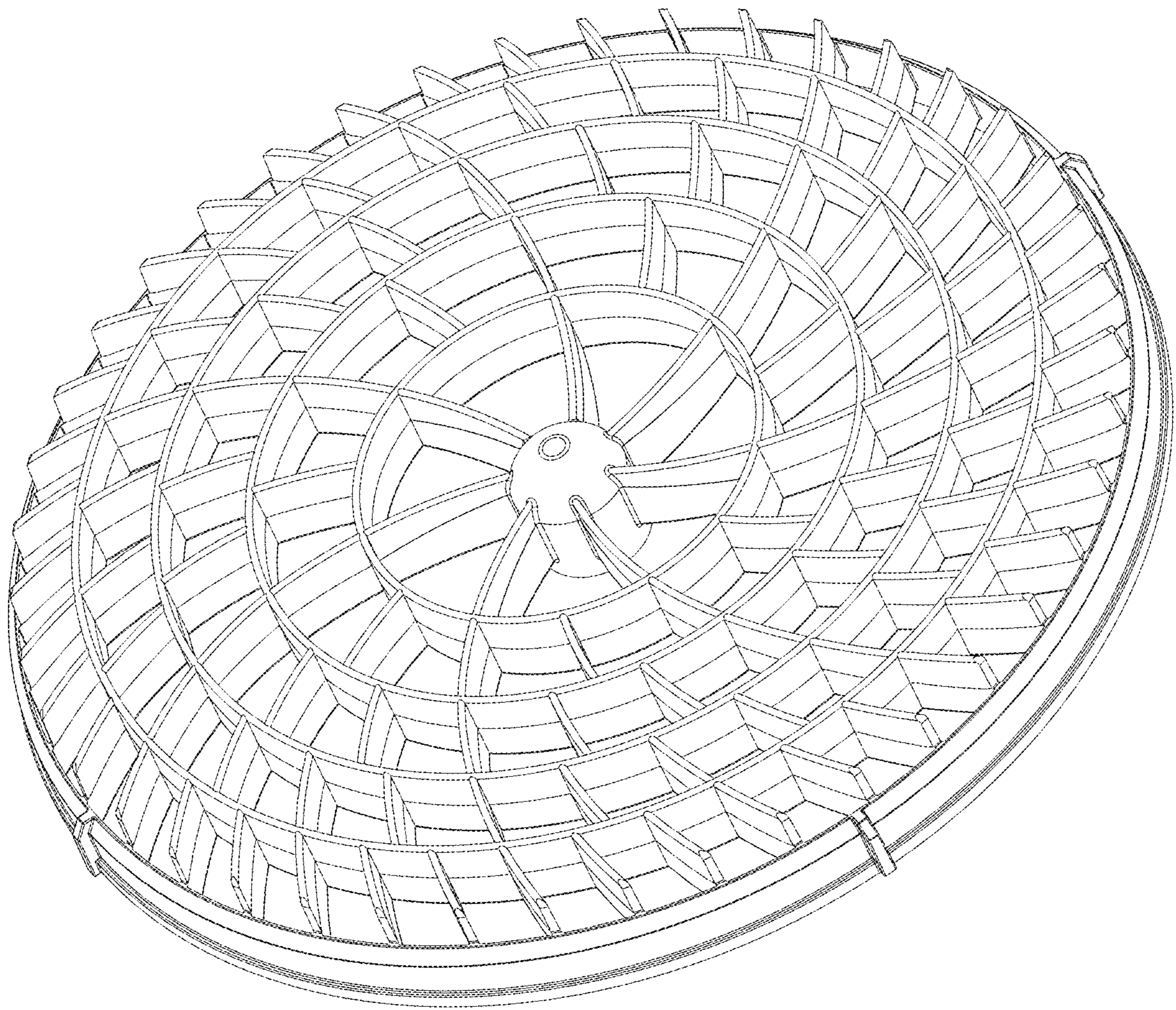


Fig. 1

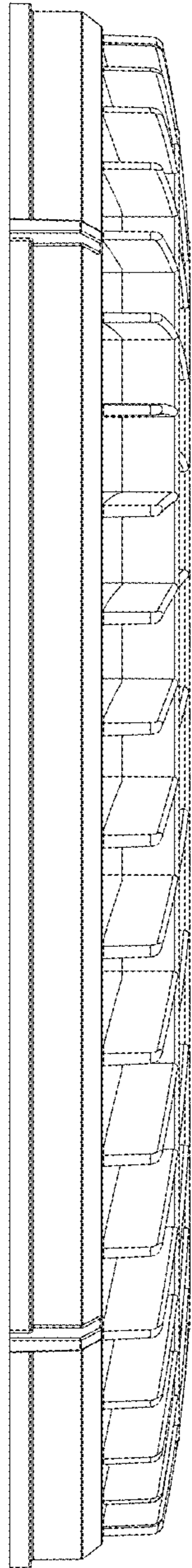


Fig. 2

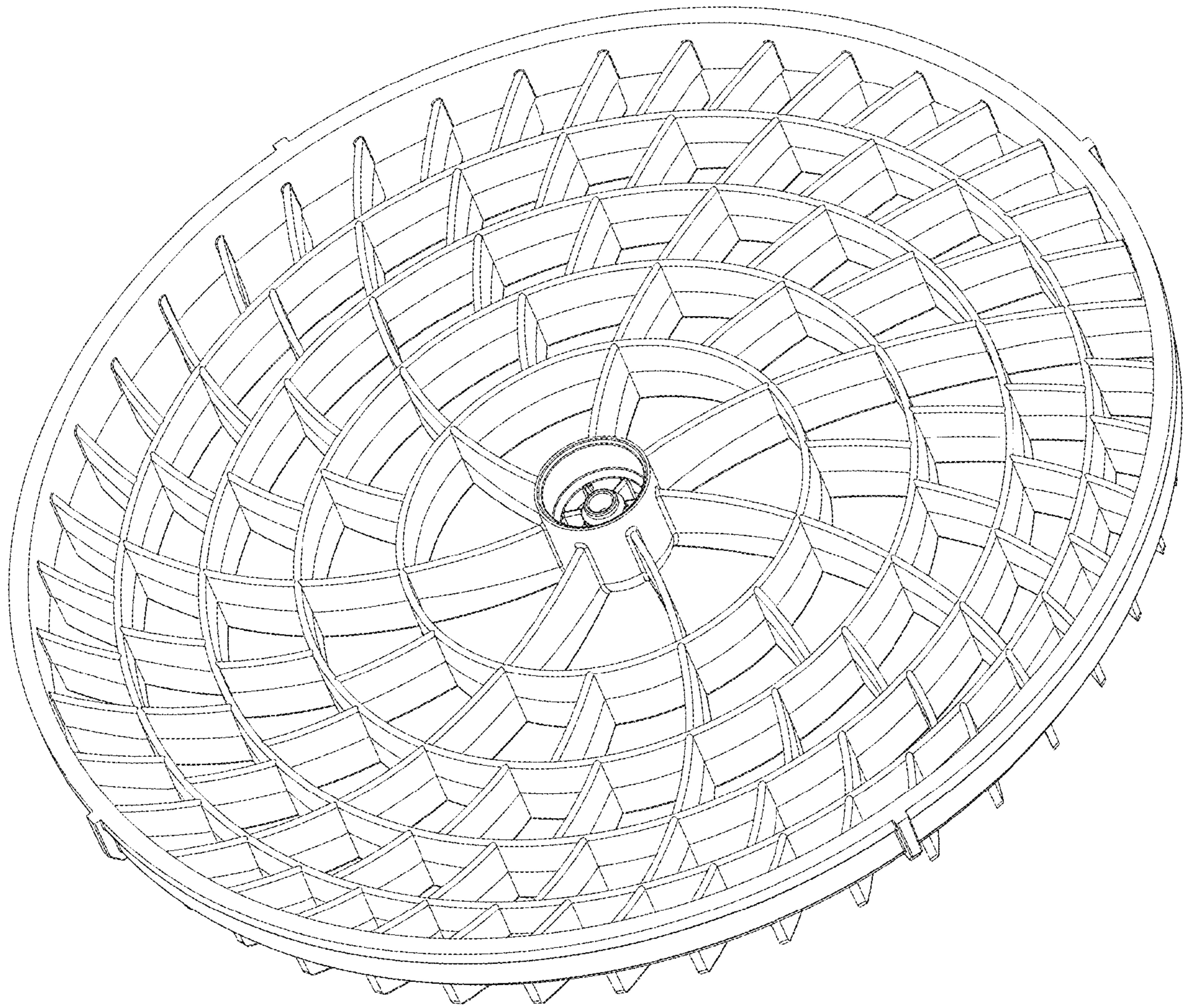


Fig. 3