



US00D890292S

(12) **United States Design Patent**  
**Kuo-Hsuan**

(10) **Patent No.:** **US D890,292 S**

(45) **Date of Patent:** **\*\* \*Jul. 14, 2020**

(54) **SPIN REEL SEAT**

(71) Applicant: **GLV International LLC**, Bellevue,  
WA (US)

(72) Inventor: **Huang Kuo-Hsuan**, Taichung (TW)

(\*) Notice: This patent is subject to a terminal disclaimer.

(\*\*) Term: **15 Years**

(21) Appl. No.: **29/670,999**

(22) Filed: **Nov. 21, 2018**

(51) **LOC (12) Cl.** ..... **22-05**

(52) **U.S. Cl.**  
USPC ..... **D22/142**

(58) **Field of Classification Search**  
USPC ..... D22/137-142; 43/22-23, 25-26  
CPC ..... A01K 87/06; A01K 87/08; A01K 91/00;  
A01K 91/18; A01K 97/06  
See application file for complete search history.

(56) **References Cited**

U.S. PATENT DOCUMENTS

D403,045 S \* 12/1998 Yamamoto ..... D22/142  
D569,945 S \* 5/2008 Omura ..... D22/142

D569,946 S \* 5/2008 Omura ..... D22/142  
D607,534 S \* 1/2010 Akiba ..... D22/142  
D767,088 S \* 9/2016 Lin ..... D22/142  
2016/0192628 A1\* 7/2016 Omura ..... A01K 87/06  
43/22

\* cited by examiner

*Primary Examiner* — Catherine R Oliver-Garcia  
(74) *Attorney, Agent, or Firm* — Dean Craine; Marisa Whitaker

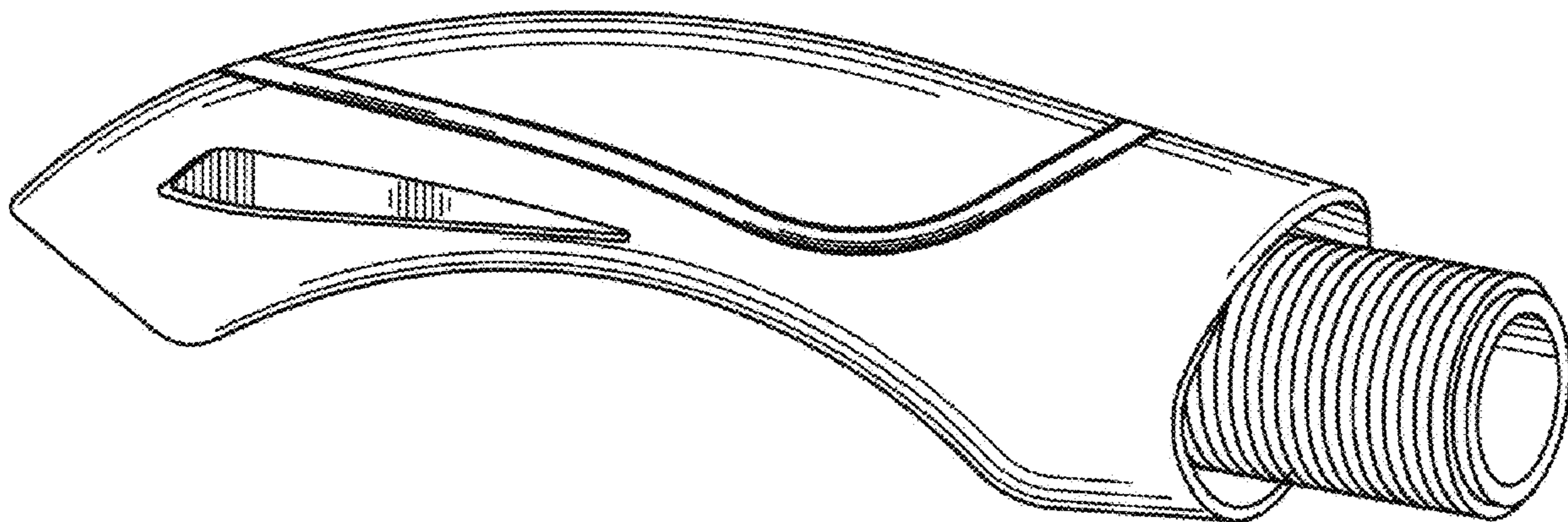
(57) **CLAIM**

The ornamental design for the spin reel seat, as shown and described.

**DESCRIPTION**

FIG. 1 is a top perspective view of a spin reel seat showing my new design.  
FIG. 2 is a top plan view of the invention.  
FIG. 3 is a left side elevational view thereof.  
FIG. 4 is a right side elevational view thereof.  
FIG. 5 is a bottom plan view thereof.  
FIG. 6 is a front elevational view thereof.  
FIG. 7 is a rear elevational view thereof; and,  
FIG. 8 is a sectional left side elevational view thereof.

**1 Claim, 2 Drawing Sheets**



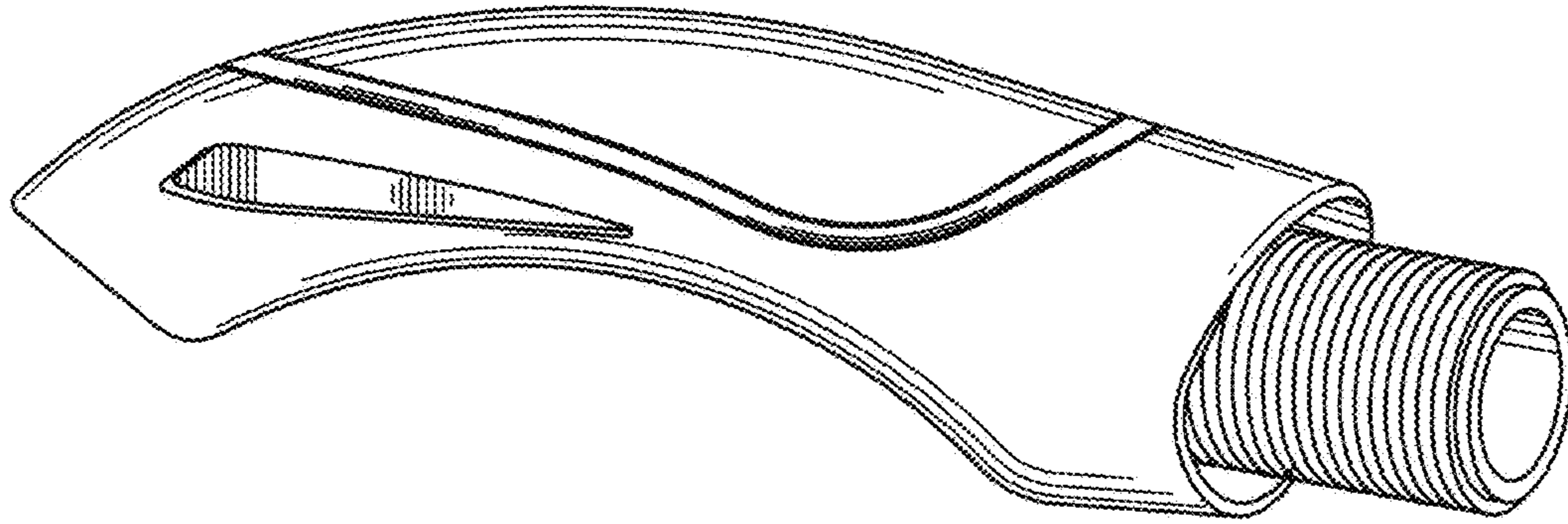


Fig. 1




Fig. 2




Fig. 3




Fig. 4

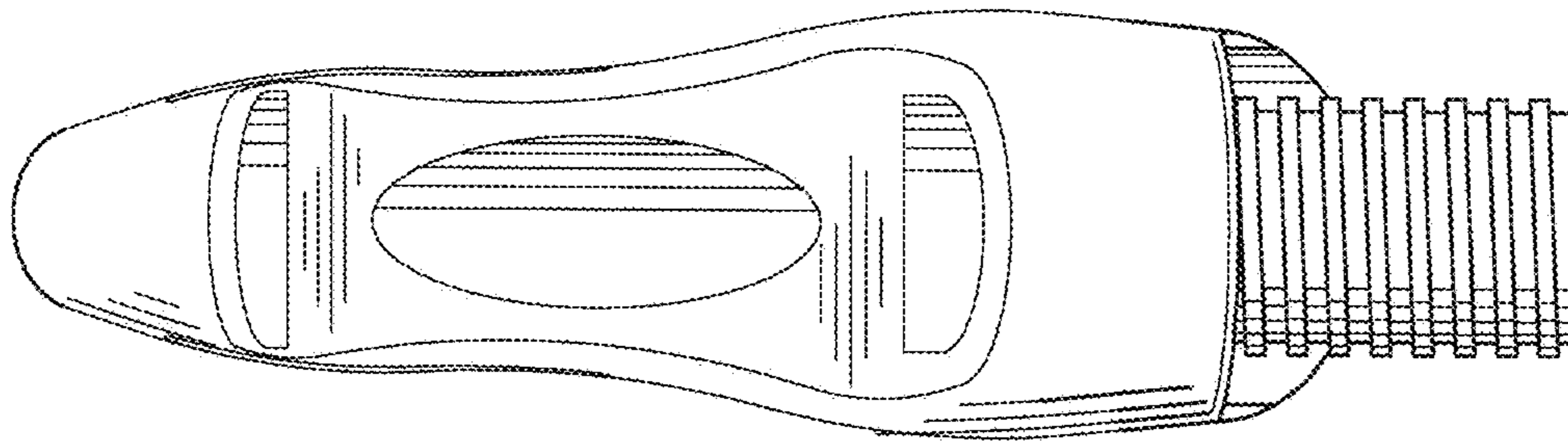


Fig. 5

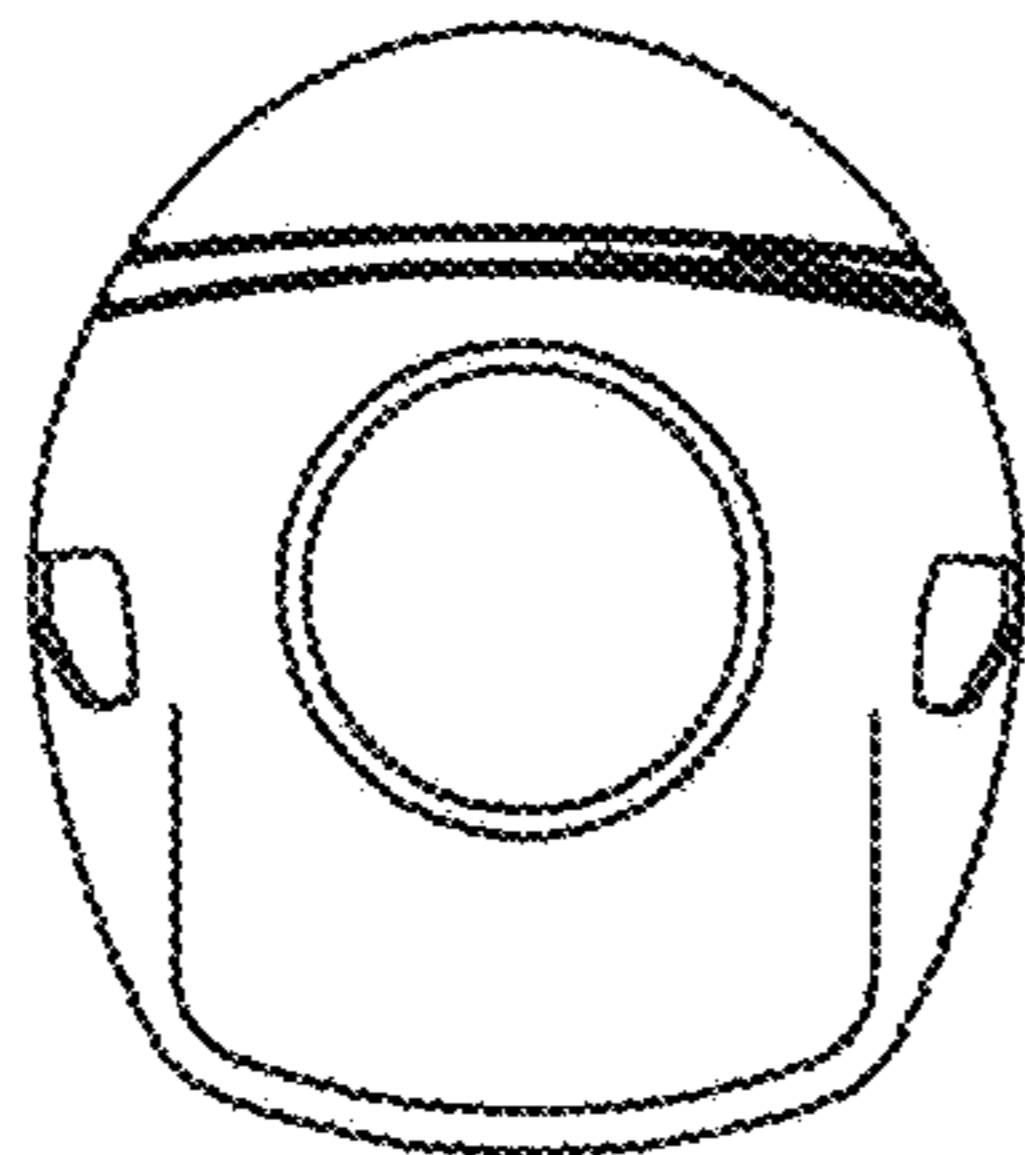


Fig. 6

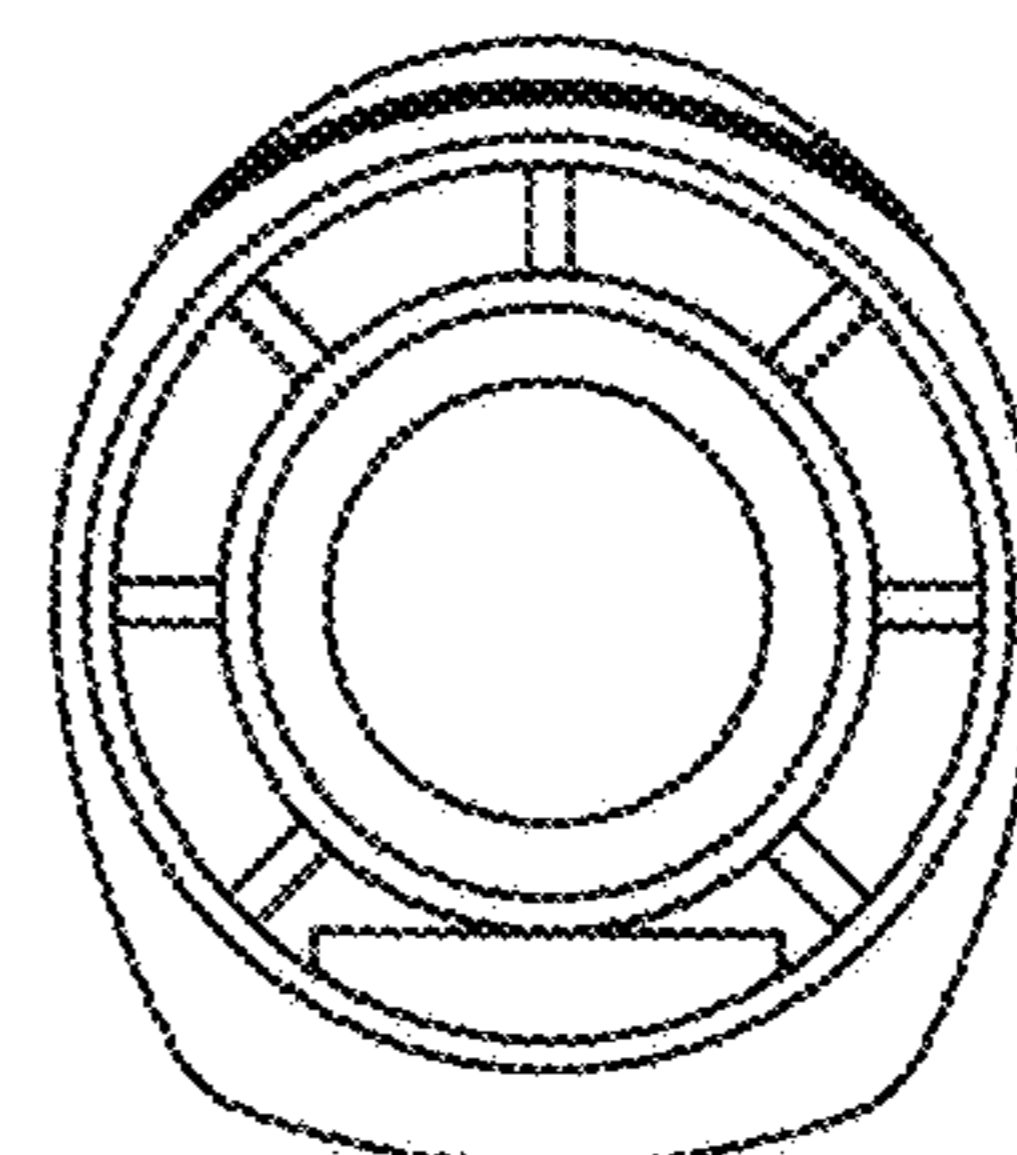


Fig. 7

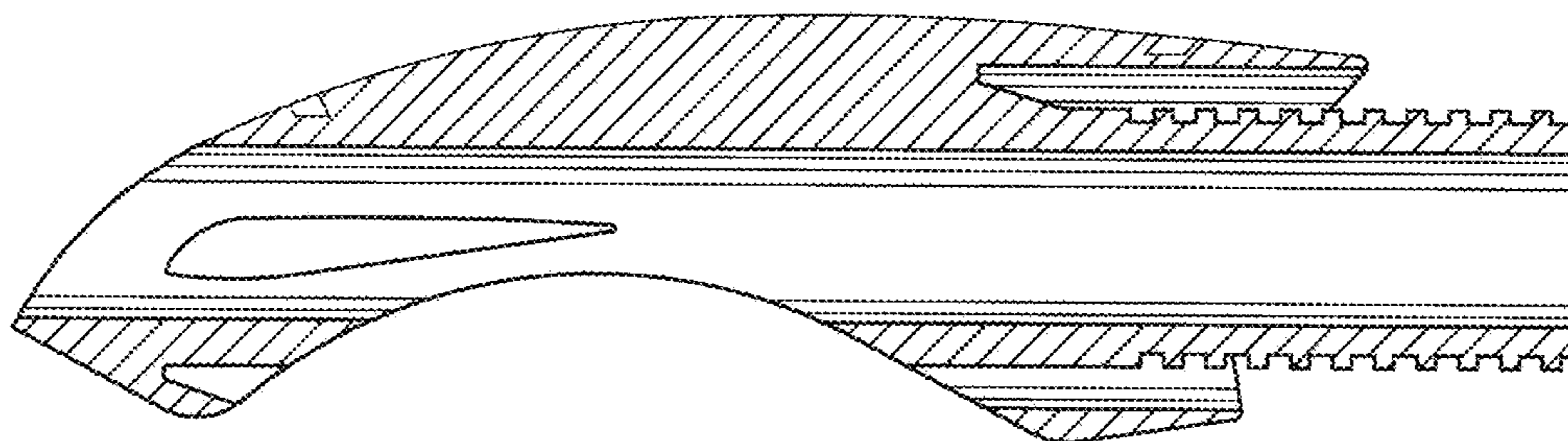


Fig. 8