



US00D890277S

(12) **United States Design Patent**
Rollinson et al.

(10) **Patent No.:** **US D890,277 S**
(45) **Date of Patent:** **** Jul. 14, 2020**

- (54) **PUTTER HEAD**
- (71) Applicant: **Callaway Golf Company**, Carlsbad, CA (US)
- (72) Inventors: **Augustin W. Rollinson**, Solana Beach, CA (US); **Larry Tang**, Carlsbad, CA (US); **Patrick Dawson**, San Diego, CA (US); **David Handy**, Carlsbad, CA (US); **Eric Stubben**, Encinitas, CA (US)
- (73) Assignee: **Callaway Golf Company**, Carlsbad, CA (US)
- (**) Term: **15 Years**
- (21) Appl. No.: **29/684,983**
- (22) Filed: **Mar. 25, 2019**
- (51) **LOC (12) Cl.** **21-02**
- (52) **U.S. Cl.**
USPC **D21/744**
- (58) **Field of Classification Search**
USPC D21/736-746, 759
CPC A63B 53/00; A63B 53/04; A63B 53/007;
A63B 53/065; A63B 53/0487; A63B
60/00; A63B 60/46
See application file for complete search history.

D402,724 S *	12/1998	Minami	D21/743
D424,145 S *	5/2000	Minami	D21/744
D458,656 S *	6/2002	Tang	D21/738
6,506,125 B2 *	1/2003	Helmstetter	A63B 53/04 473/242
D470,904 S *	2/2003	Tang	D21/742
D479,291 S *	9/2003	Murray	D21/742
D485,323 S *	1/2004	Wagner	D21/744
D499,777 S *	12/2004	Yamamoto	D21/742
D537,134 S *	2/2007	Imamoto	D21/736
D539,370 S *	3/2007	Imamoto	D21/736
D541,894 S *	5/2007	Imamoto	D21/736
7,223,178 B2 *	5/2007	Henry	A63B 47/02 294/19.2
D568,427 S *	5/2008	Nguyen	D21/743
D572,325 S *	7/2008	Baer	D21/746
D572,780 S *	7/2008	Rollinson	D21/744
D592,717 S *	5/2009	Rollinson	D21/742
D619,665 S *	7/2010	Rollinson	D21/742
D641,816 S *	7/2011	Rollinson	D21/744

(Continued)

Primary Examiner — Mitchell I. Siegel
(74) *Attorney, Agent, or Firm* — Rebecca Hanovice;
Michael Catania; Sonia Lari

(57) **CLAIM**

The ornamental design for a putter head, as shown and described.

DESCRIPTION

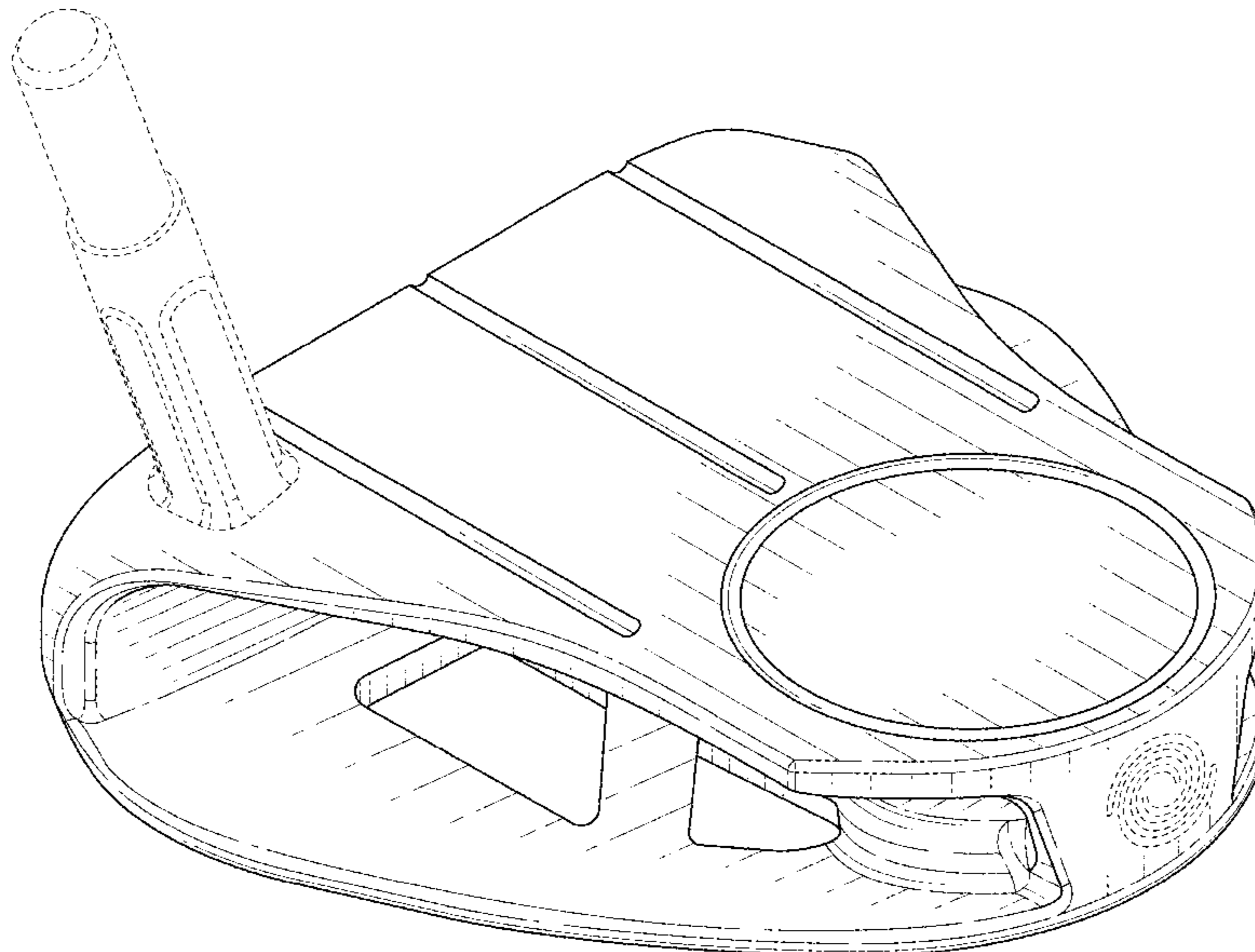
FIG. 1 is a rear perspective view of the putter head claimed herein;
FIG. 2 is a rear plan view thereof;
FIG. 3 is a front plan view thereof;
FIG. 4 is a right side elevational view thereof;
FIG. 5 is a left side elevational view thereof;
FIG. 6 is a top plan view thereof; and,
FIG. 7 is a bottom plan view thereof.
The broken lines are included for the purpose of illustration and form no part of the claimed design.

1 Claim, 5 Drawing Sheets

(56) **References Cited**

U.S. PATENT DOCUMENTS

D220,274 S *	3/1971	Rango	D21/739
3,708,172 A *	1/1973	Rango	A63B 47/008 473/249
D257,870 S *	1/1981	MacDougall	D21/739
D257,871 S *	1/1981	MacDougall	D21/739
D268,691 S *	4/1983	Collins	D21/739
D380,030 S *	6/1997	Altman	D21/739
D388,853 S *	1/1998	Minami	D21/745
D401,991 S *	12/1998	Collins	D21/744



(56)

References Cited

U.S. PATENT DOCUMENTS

D643,894	S	*	8/2011	Price	D21/744
D645,923	S	*	9/2011	Price	D21/736
D650,459	S	*	12/2011	Rollinson	D21/746
D681,756	S	*	5/2013	Wong	D21/744
D688,340	S	*	8/2013	Tang	D21/742
D704,287	S	*	5/2014	Tang	D21/742
8,771,095	B2	*	7/2014	Beach	A63B 53/0487 473/226
9,022,875	B2	*	5/2015	Wong	A63B 53/0466 473/249
D741,428	S	*	10/2015	Wong	D21/745
D791,254	S	*	7/2017	Ramsauer	D21/744
D846,672	S	*	4/2019	Rollinson	D21/744
D880,631	S	*	4/2020	DeMille	D21/736

* cited by examiner

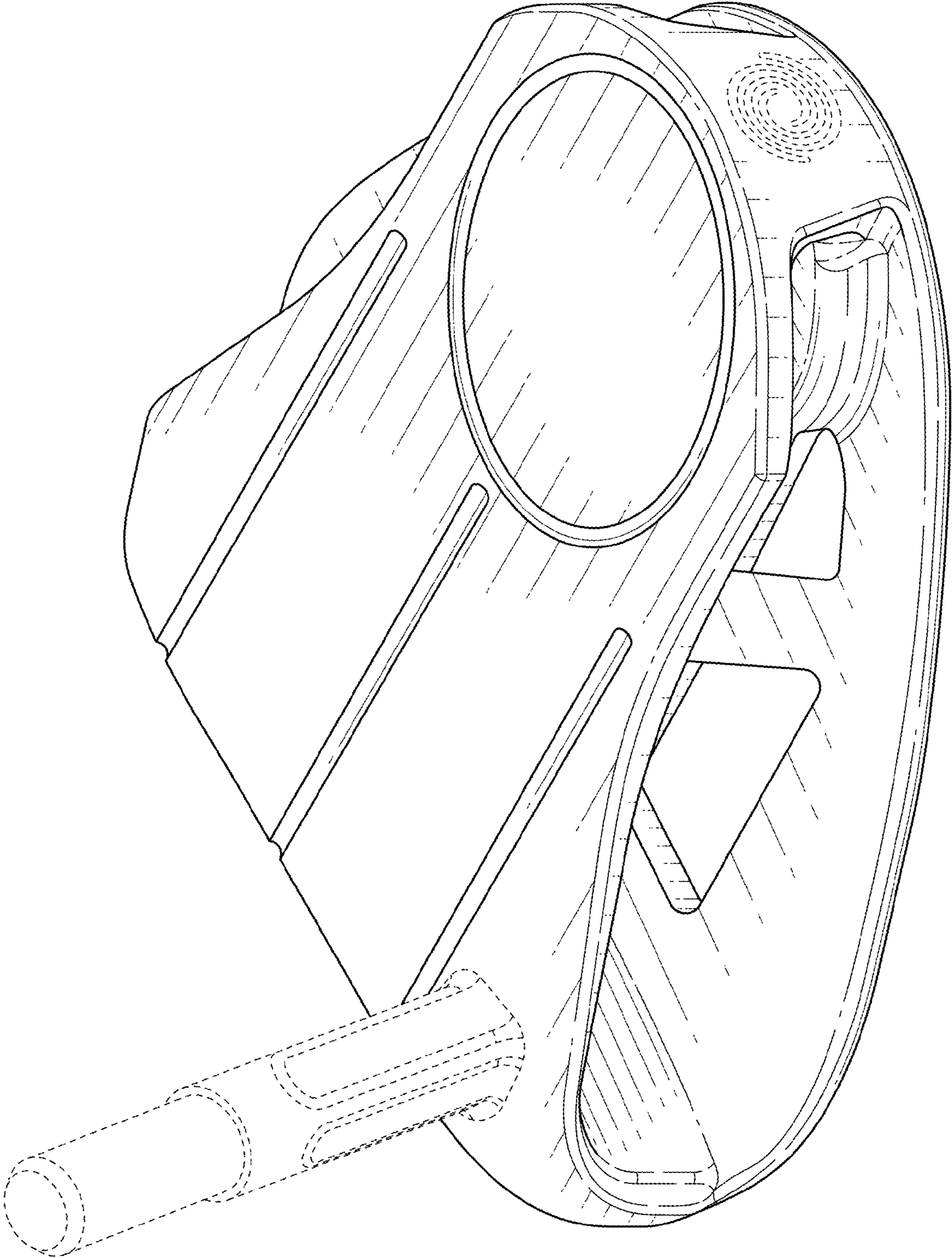


FIG. 1




FIG. 2

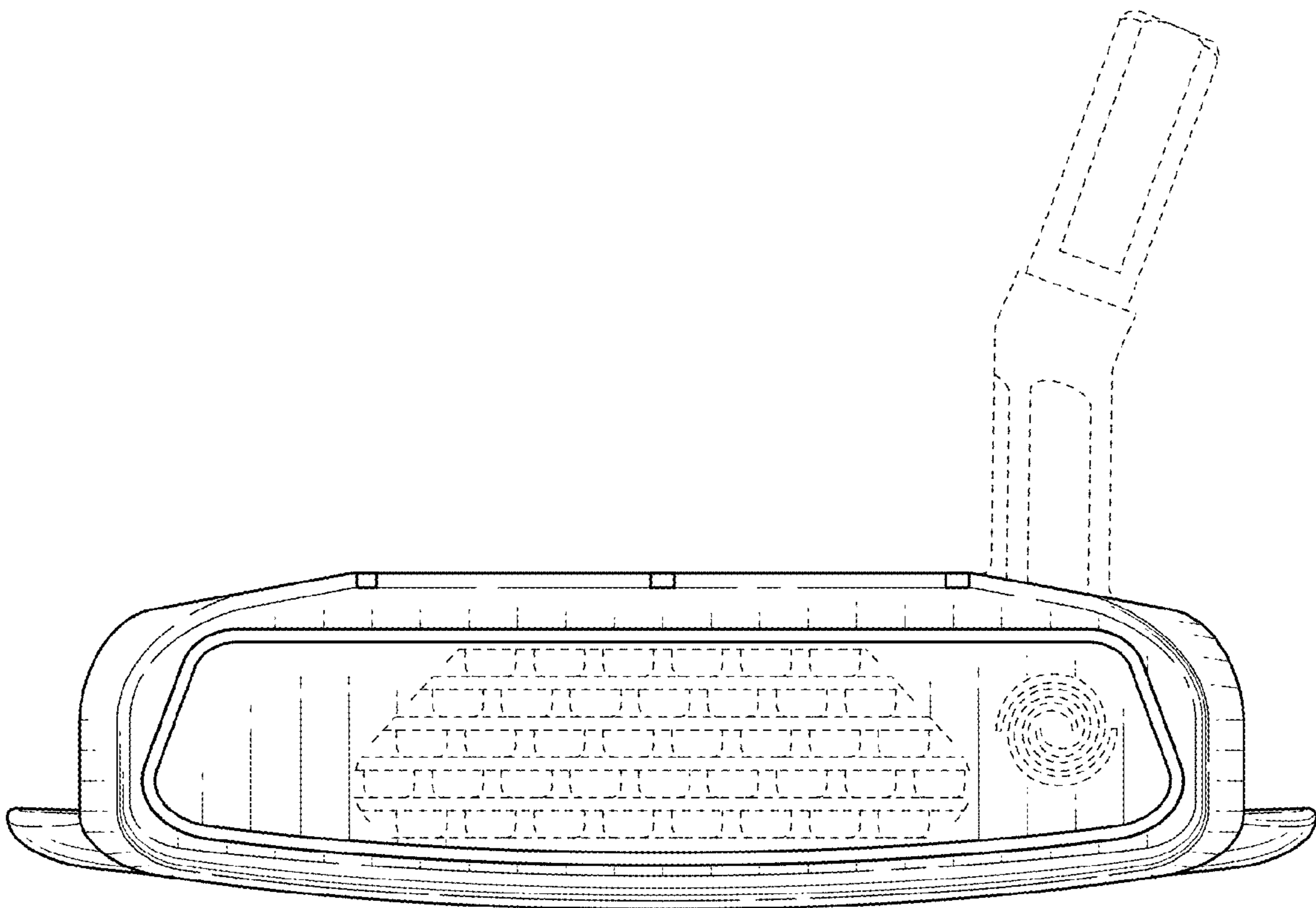


FIG. 3

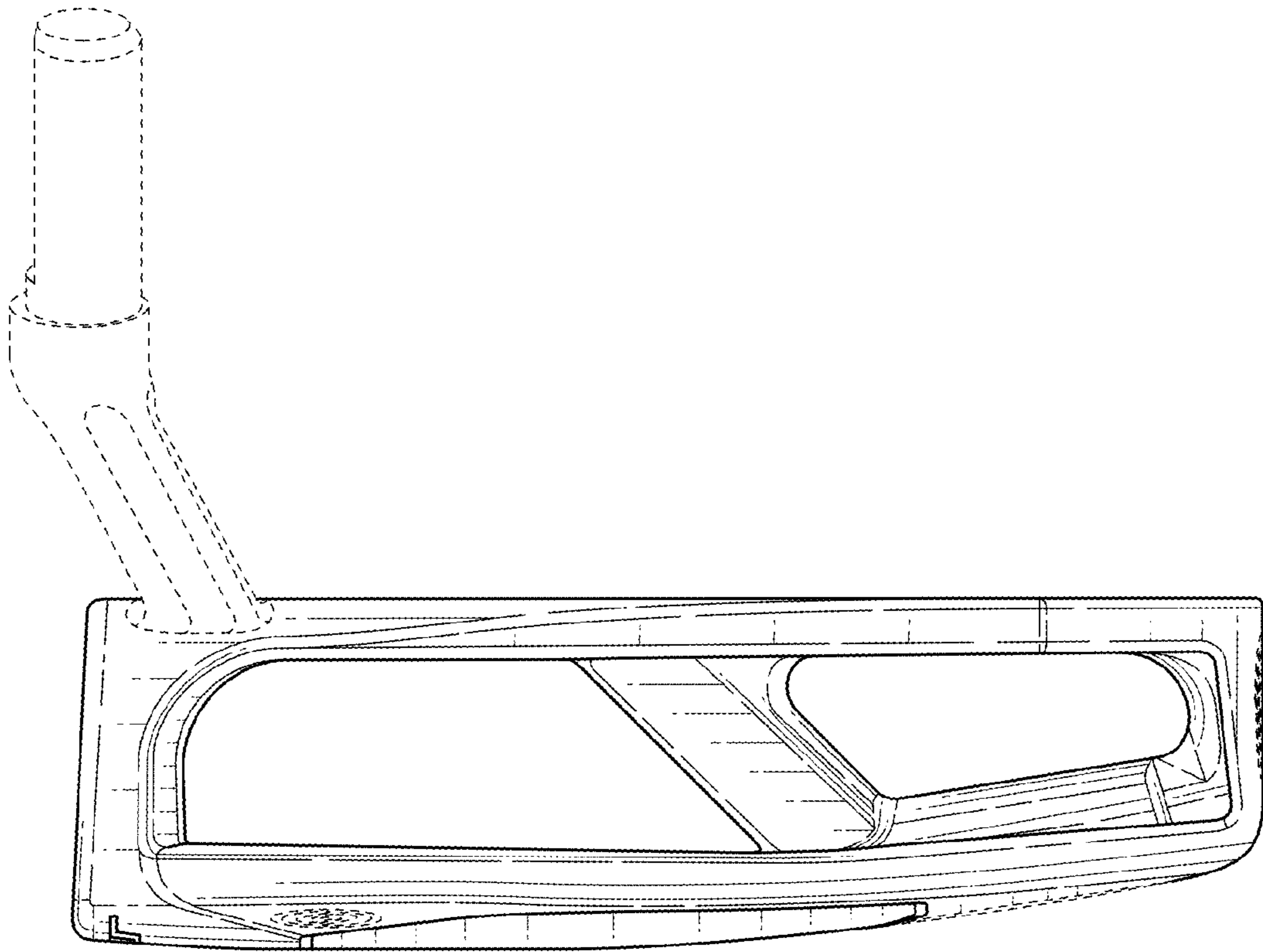


FIG. 4

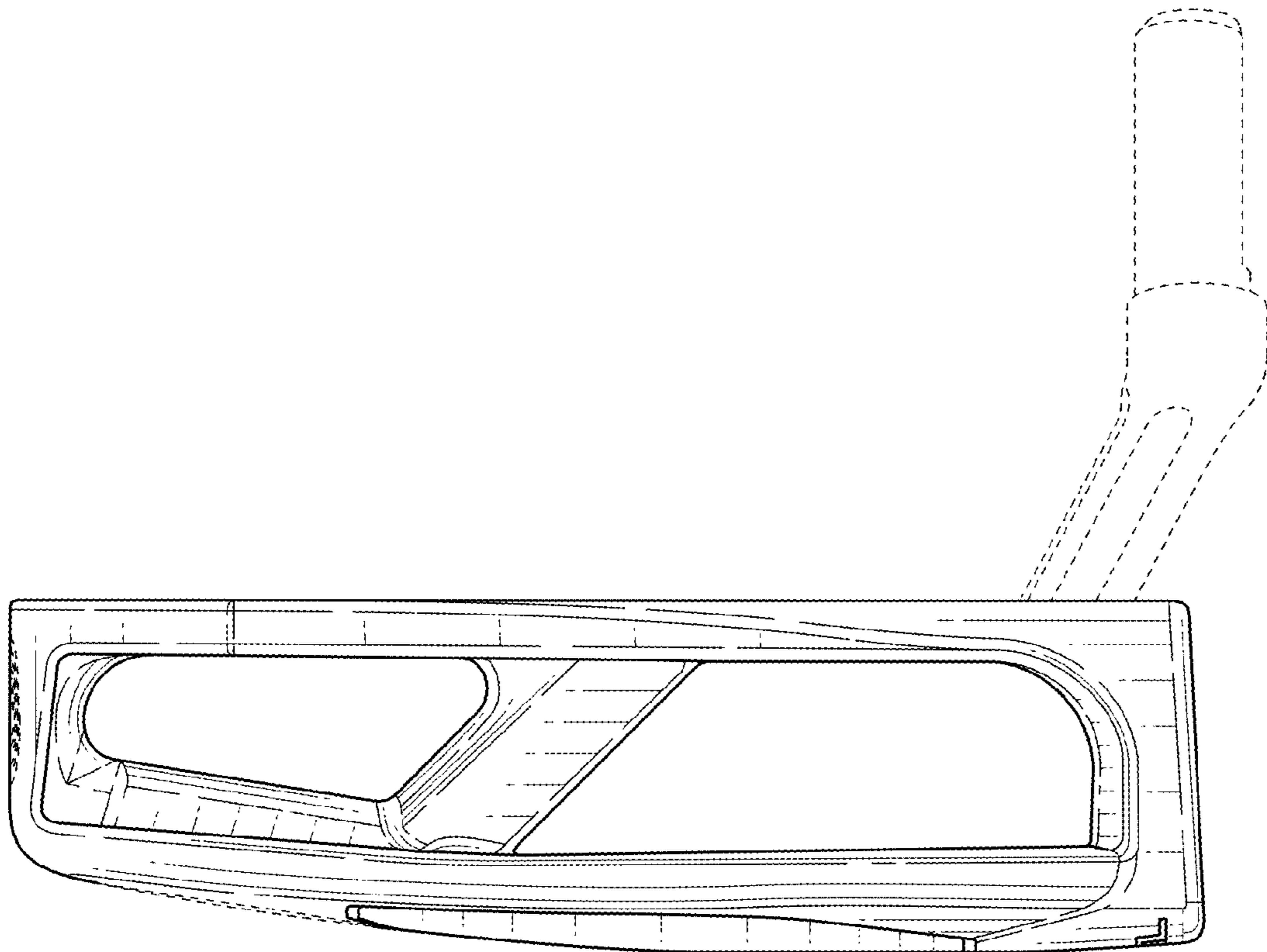


FIG. 5

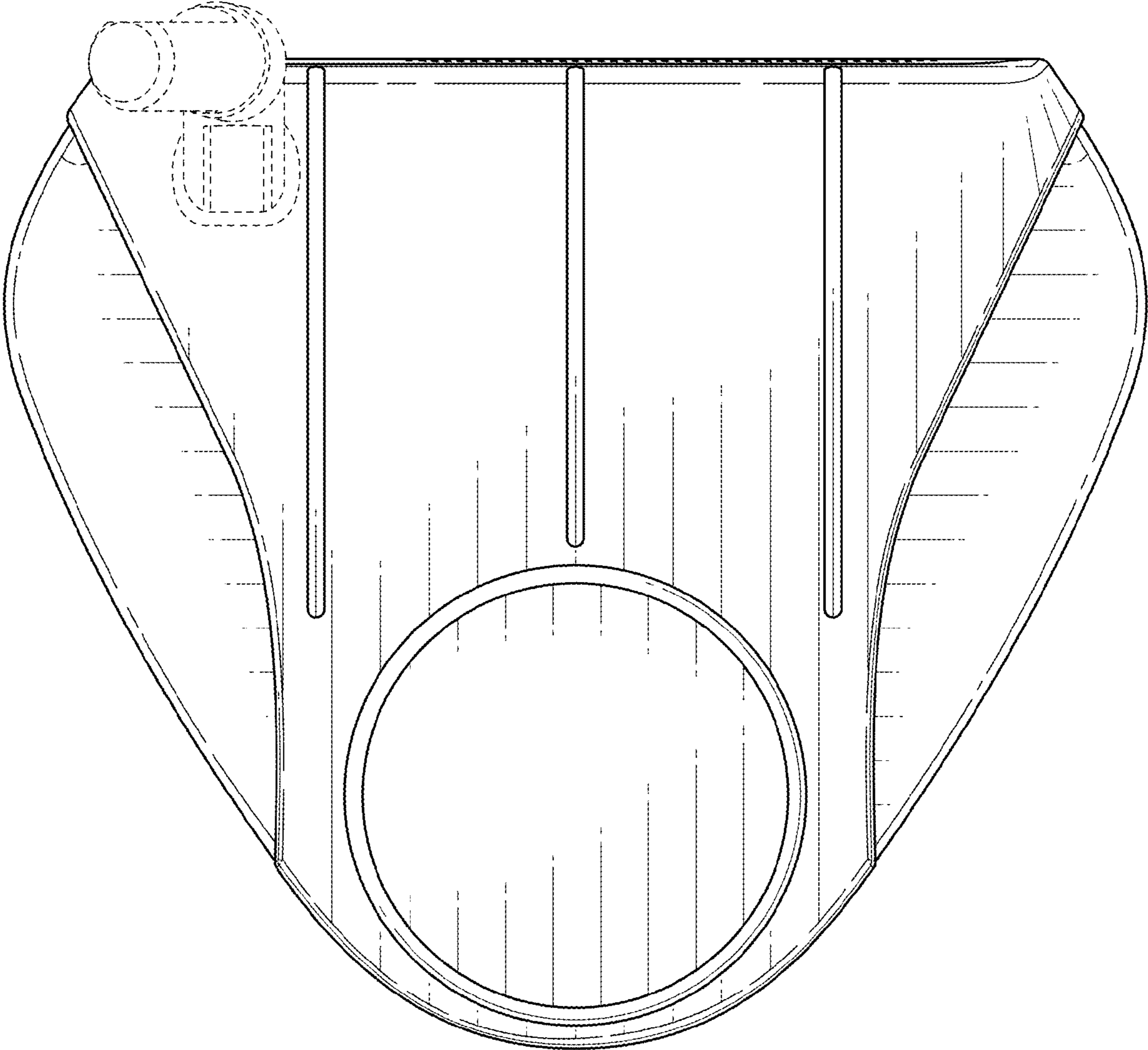


FIG. 6




FIG. 7