



US00D890276S

(12) **United States Design Patent**  
**Clift et al.**

(10) **Patent No.:** **US D890,276 S**

(45) **Date of Patent:** **\*\* Jul. 14, 2020**

(54) **GOLF BALL**

(71) Applicant: **THEREFORE LIMITED**, London  
(GB)

(72) Inventors: **Andrew John Clift**, London (GB); **Dot Wheeler**, London (GB)

(73) Assignee: **THEREFORE LIMITED**, London  
(GB)

(\*\*) Term: **15 Years**

(21) Appl. No.: **29/677,444**

(22) Filed: **Jan. 21, 2019**

(51) **LOC (12) Cl.** ..... **21-02**

(52) **U.S. Cl.**

USPC ..... **D21/708**

(58) **Field of Classification Search**

USPC ..... D21/707-714; 473/165, 280, 281,  
473/351-385; 40/327

CPC ..... A63B 7/00-14; A63B 69/3688; A63B  
39/00-08; A63B 41/00-12; A63B  
43/00-06; A63B 45/00-02

See application file for complete search history.

(56) **References Cited**

**U.S. PATENT DOCUMENTS**

- D220,769 S \* 5/1971 LaHue ..... D21/709
- 3,819,190 A \* 6/1974 Nepela ..... A63B 37/0004  
473/383
- 4,284,276 A \* 8/1981 Worst ..... A63B 37/0004  
40/327
- 4,706,958 A \* 11/1987 Inoue ..... A63B 37/0003  
40/327
- 5,037,096 A \* 8/1991 Pinel, Jr. .... A63B 37/10  
473/126
- 5,145,473 A \* 9/1992 Henry ..... A63B 21/028  
473/569
- 5,759,109 A \* 6/1998 Martini ..... A63B 69/3655  
473/200

- 6,004,220 A \* 12/1999 Razzano ..... A63B 69/3688  
273/DIG. 20
- D498,431 S \* 11/2004 Ditmars, Jr. .... D11/131
- 7,195,564 B2 \* 3/2007 Han ..... A63B 69/3688  
473/280
- D586,419 S \* 2/2009 Tonkin ..... D21/708  
(Continued)

**FOREIGN PATENT DOCUMENTS**

- CA 2830422 A1 \* 9/2012 ..... A63B 37/0047
- GB 191406407 A \* 6/1914 ..... A63B 37/00  
(Continued)

**OTHER PUBLICATIONS**

The Pill, "The Pill Full Range Training Aid," website, available at least as early as Nov. 19, 2018, available at <http://www.thepillgolf.com/howitworks/>, last accessed Jan. 16, 2019.

*Primary Examiner* — Catherine A Tuttle

(74) *Attorney, Agent, or Firm* — Andrus Intellectual Property Law, LLP

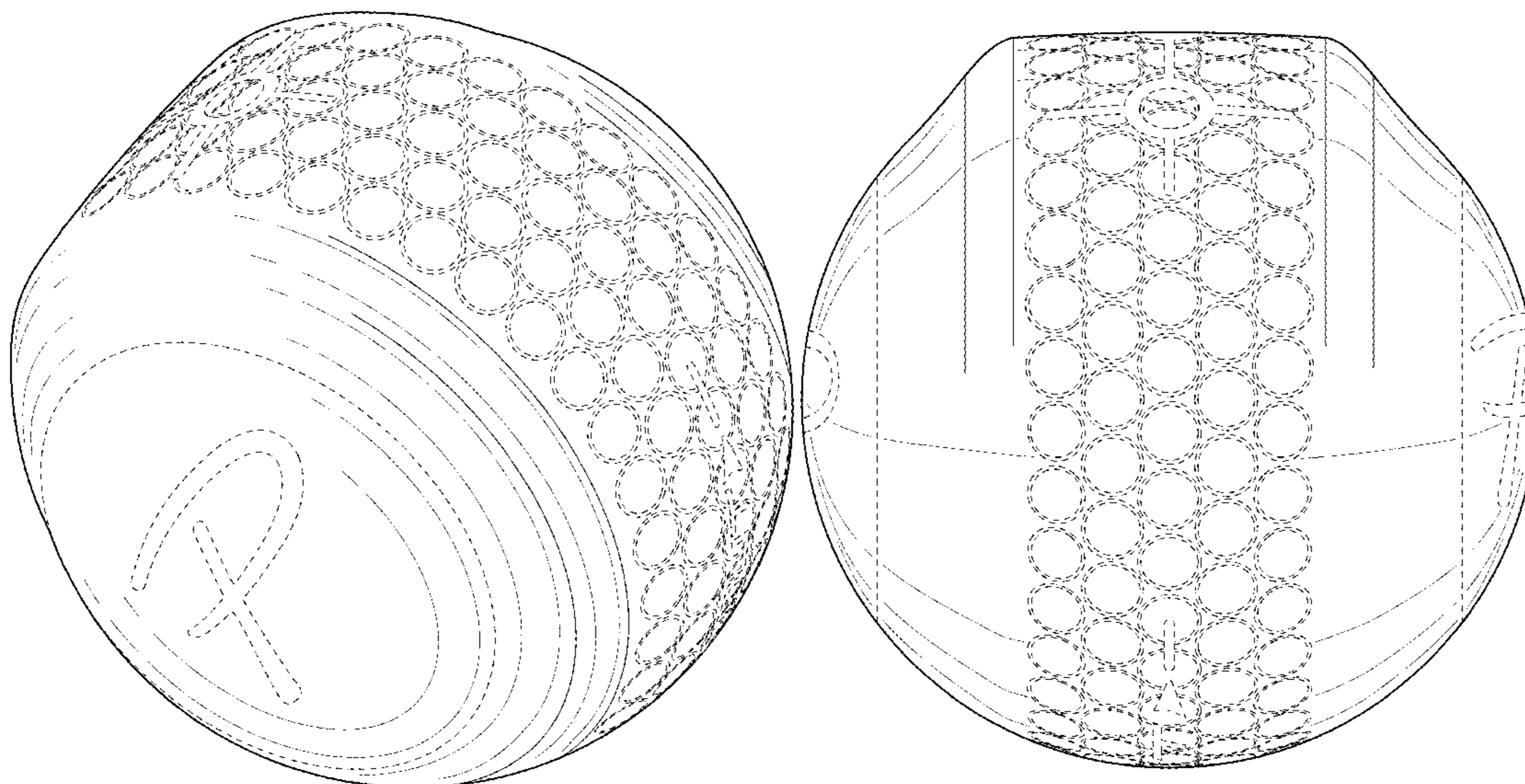
(57) **CLAIM**

The ornamental design for a golf ball, as shown and described.

**DESCRIPTION**

FIG. 1 is a front-bottom perspective view of a golf ball according to our new and ornamental design;  
FIG. 2 is a front-top perspective view thereof;  
FIG. 3 is a top plan view thereof;  
FIG. 4 is a bottom plan view thereof;  
FIG. 5 is a front elevation view thereof;  
FIG. 6 is a rear elevation view thereof;  
FIG. 7 is a right side elevation view thereof; and,  
FIG. 8 is a left side elevation view thereof.  
The broken lines illustrate portions of the golf ball that form no part of the claim.

**1 Claim, 8 Drawing Sheets**



(56)

**References Cited**

U.S. PATENT DOCUMENTS

D599,505 S \* 9/2009 Crane ..... A63B 37/0003  
D30/160  
D602,100 S \* 10/2009 Wills ..... D21/709  
D605,719 S \* 12/2009 Bernal-Silva ..... D21/791  
D607,527 S \* 1/2010 Bernal-Silva ..... D21/791  
D638,080 S \* 5/2011 Armstrong ..... D21/791  
8,545,342 B2 \* 10/2013 Kim ..... A63B 69/3688  
473/280  
D711,987 S \* 8/2014 Nagi ..... D21/707  
9,017,184 B1 \* 4/2015 Johnson ..... A63B 37/0045  
473/200  
D736,870 S \* 8/2015 Nagi ..... D21/707  
2002/0023508 A1 \* 2/2002 Miyamoto ..... A63B 37/0003  
73/866  
2007/0093308 A1 \* 4/2007 Rice ..... A63B 69/3688  
473/157  
2008/0020865 A1 \* 1/2008 Mitsuba ..... A63B 37/0003  
473/378  
2008/0125235 A1 \* 5/2008 Robledo ..... A63B 43/002  
473/52  
2011/0039638 A1 \* 2/2011 Koleoglou ..... A63B 37/0004  
473/378  
2014/0080620 A1 \* 3/2014 Nagi ..... A63B 43/002  
473/280

FOREIGN PATENT DOCUMENTS

WO WO-9115277 A1 \* 10/1991 ..... A63B 37/0075  
WO WO-2019132049 A1 \* 7/2019 ..... A63B 45/02

\* cited by examiner

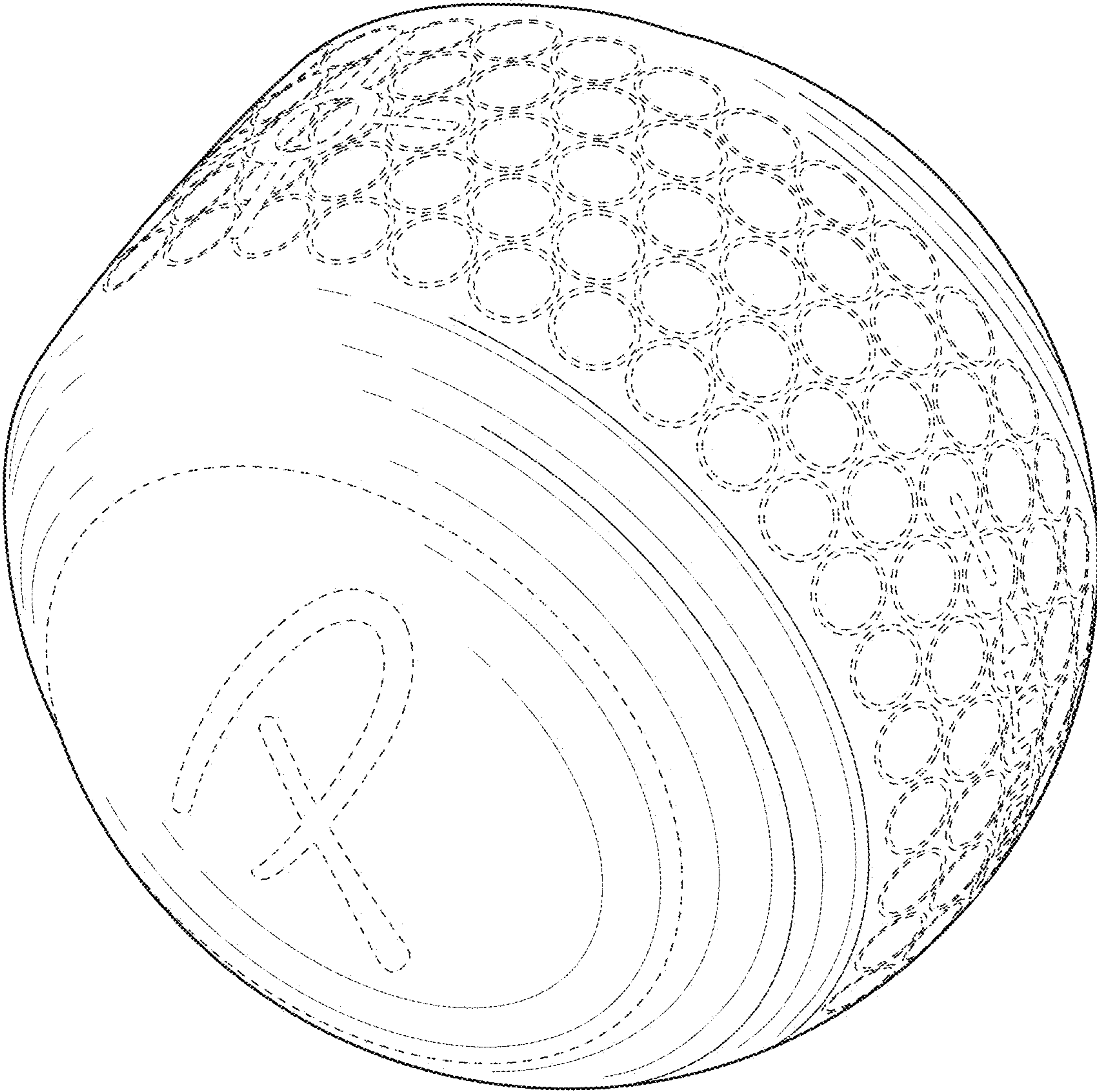


FIG. 1

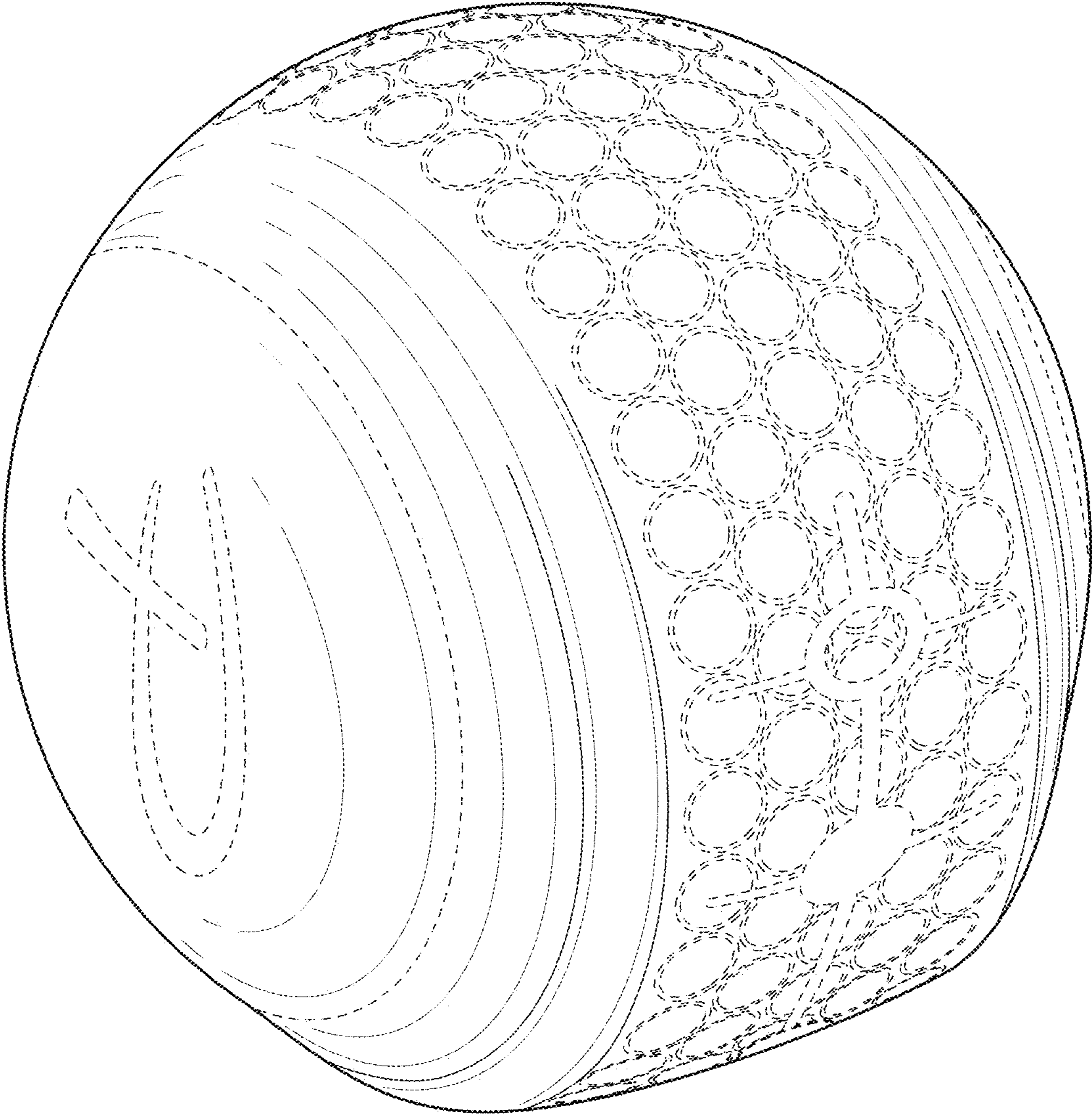


FIG. 2

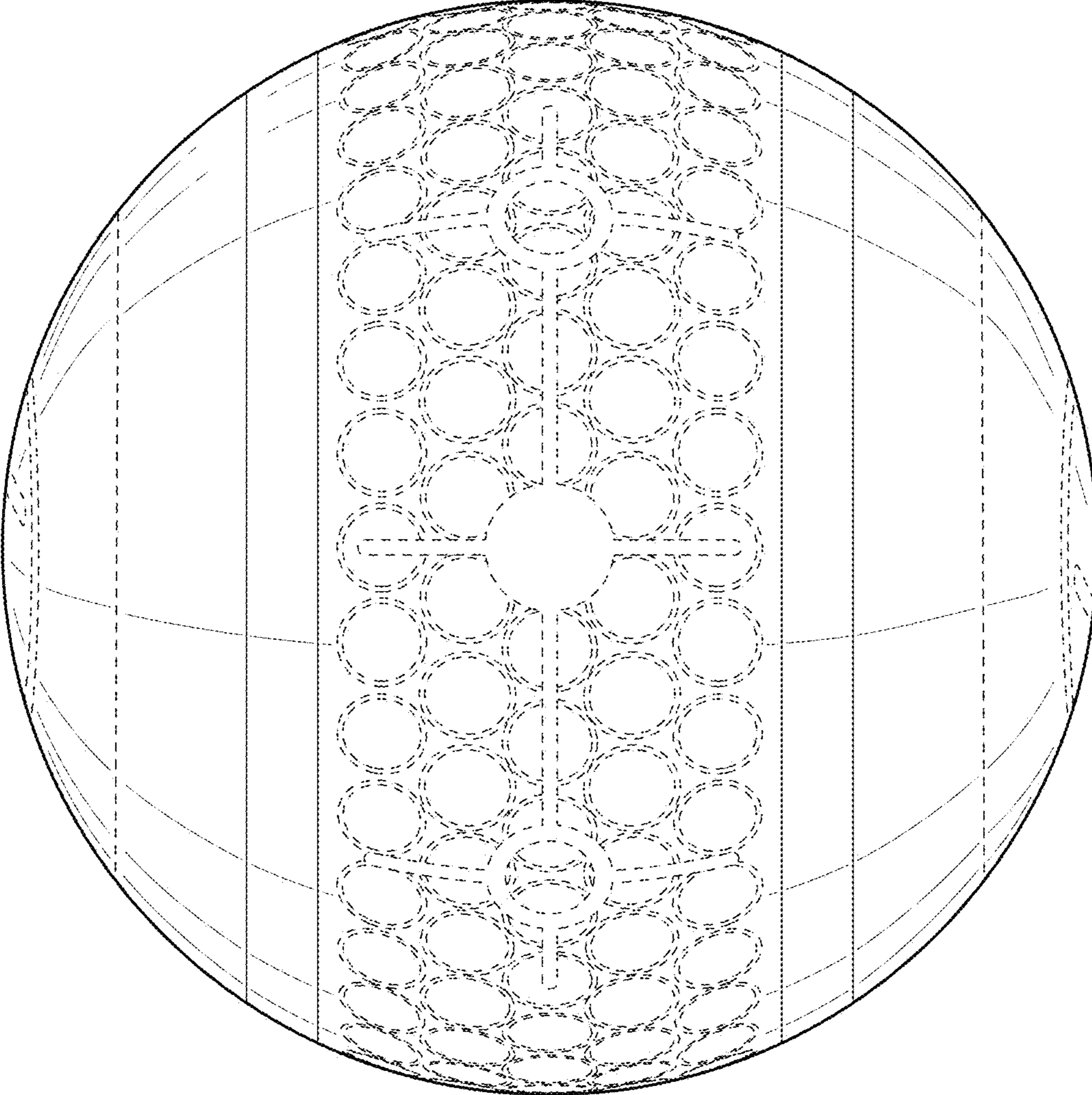


FIG. 3

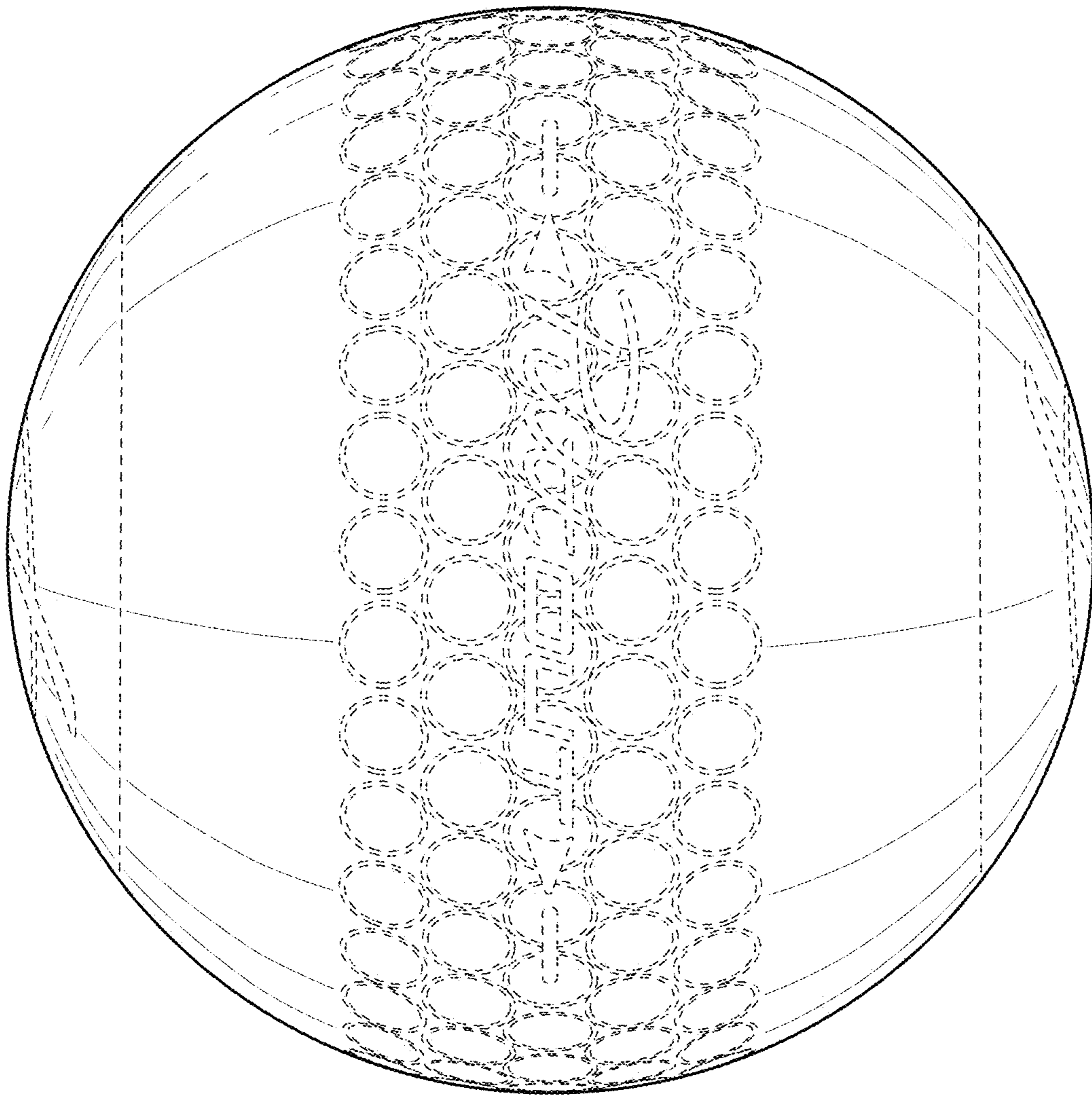


FIG. 4



FIG. 5




FIG. 6



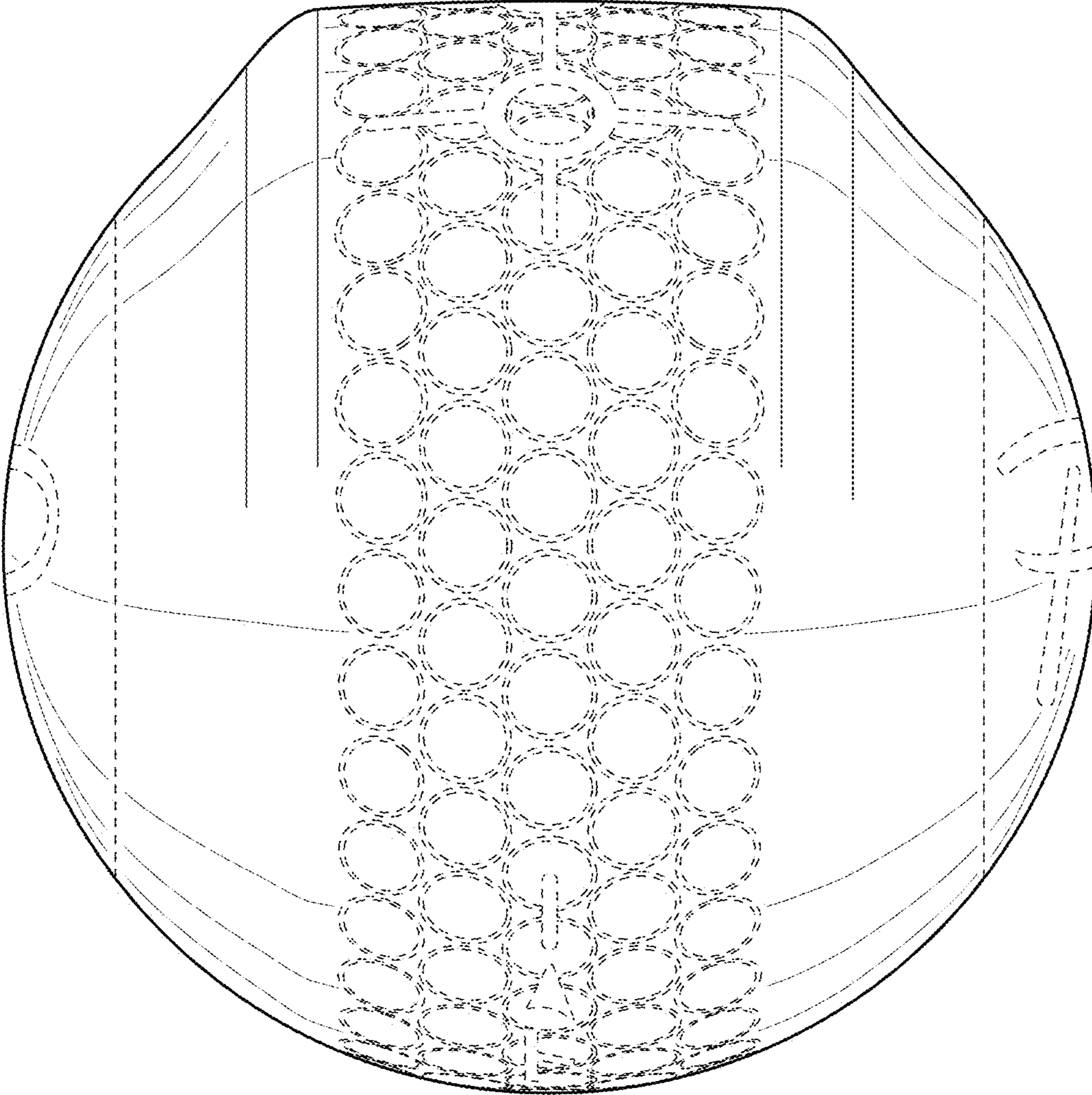


FIG. 7

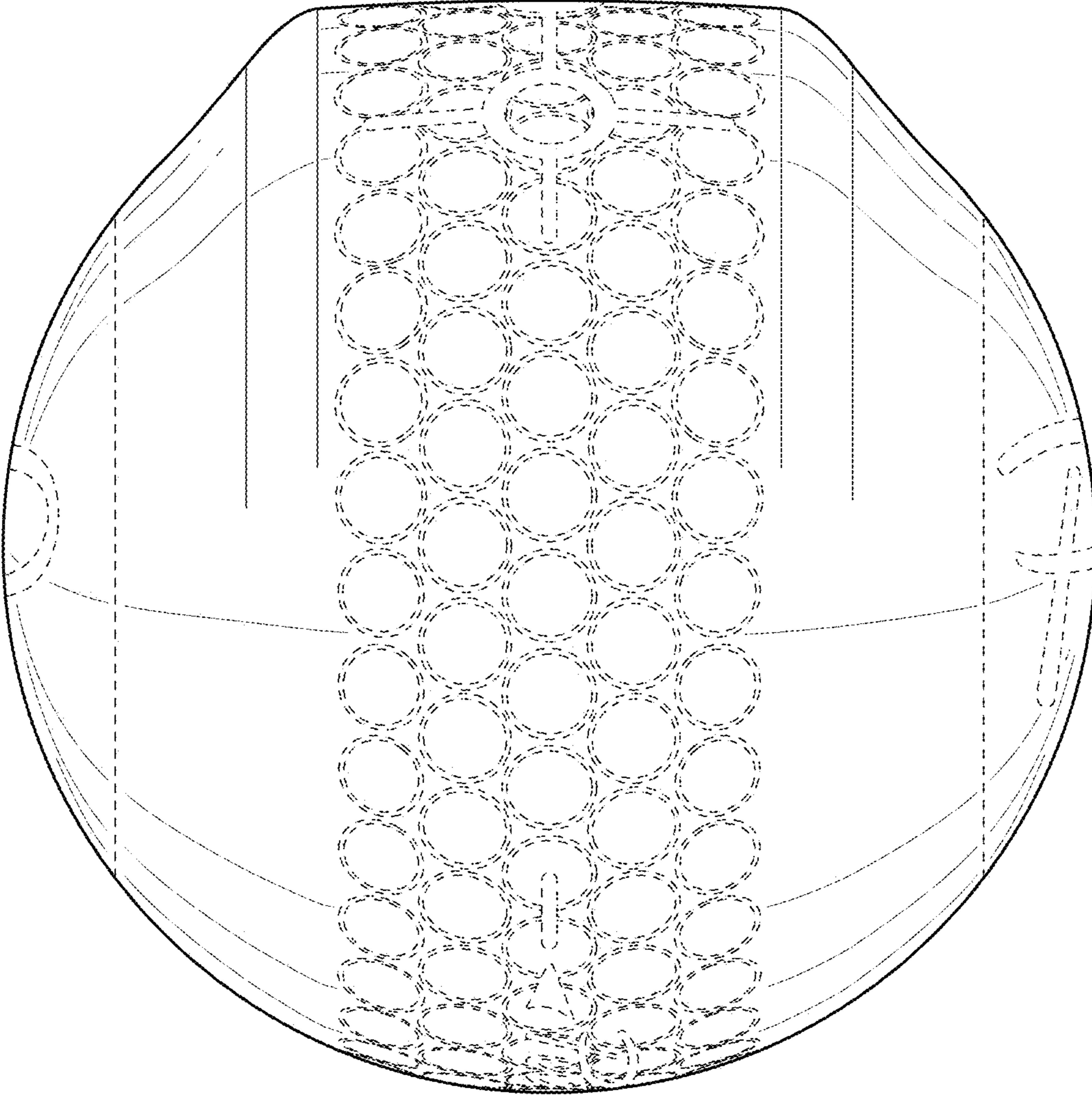


FIG. 8