



US00D890258S

(12) **United States Design Patent** (10) **Patent No.:** **US D890,258 S**
Auston (45) **Date of Patent:** **** Jul. 14, 2020**

(54) **BASE OF A LABEL ASSEMBLY**
(71) Applicant: **CHECKMATE LIFTING & SAFETY LTD, Kent (GB)**
(72) Inventor: **Oliver Auston, Kent (GB)**
(73) Assignee: **CHECKMATE LIFTING & SAFETY LTD, Kent (GB)**
(**) Term: **15 Years**
(21) Appl. No.: **29/666,100**
(22) Filed: **Oct. 10, 2018**
(51) **LOC (12) Cl.** **19-08**
(52) **U.S. Cl.**
USPC **D20/22**
(58) **Field of Classification Search**
USPC D9/550, 563; D10/46, 47, 52, 104.1;
D14/490, 491; D19/1, 2, 3, 4, 5, 6, 7, 8,
D19/9, 10, 11, 12; D20/10, 11, 18, 22,
D20/23, 24, 25, 26, 27, 28, 29, 40, 43,
D20/44, 49
CPC G09F 1/00; G09F 1/04; G09F 3/00; G09F
3/005; G09F 3/0288; G09F 3/0289; G09F
3/02; G09F 3/04; G09F 3/06; G09F 3/08;
G09F 3/10; G06K 19/0776
See application file for complete search history.

(56) **References Cited**
U.S. PATENT DOCUMENTS
1,789,431 A * 1/1931 Epstein G09F 3/00
40/629
1,799,868 A * 4/1931 Sauer, Jr. A44C 5/0053
224/178

D112,615 S * 12/1938 Pearson D20/44
D593,152 S * 5/2009 Hammad D14/436
D645,093 S * 9/2011 Manko D20/27
D649,595 S * 11/2011 Marcus D20/29
D652,300 S * 1/2012 Anderson D9/434
D683,399 S * 5/2013 Kott D19/1
D684,122 S * 6/2013 Strater D13/153
D685,854 S * 7/2013 Hart D20/27
D785,250 S * 4/2017 O'Donnell D28/56
D795,109 S * 8/2017 Olodort D10/104.1
D814,568 S * 4/2018 McCrary D20/22

* cited by examiner

Primary Examiner — Mary Ann Calabrese
Assistant Examiner — Catharine Ho
(74) *Attorney, Agent, or Firm* — Dicke, Billig & Czaja, PLLC

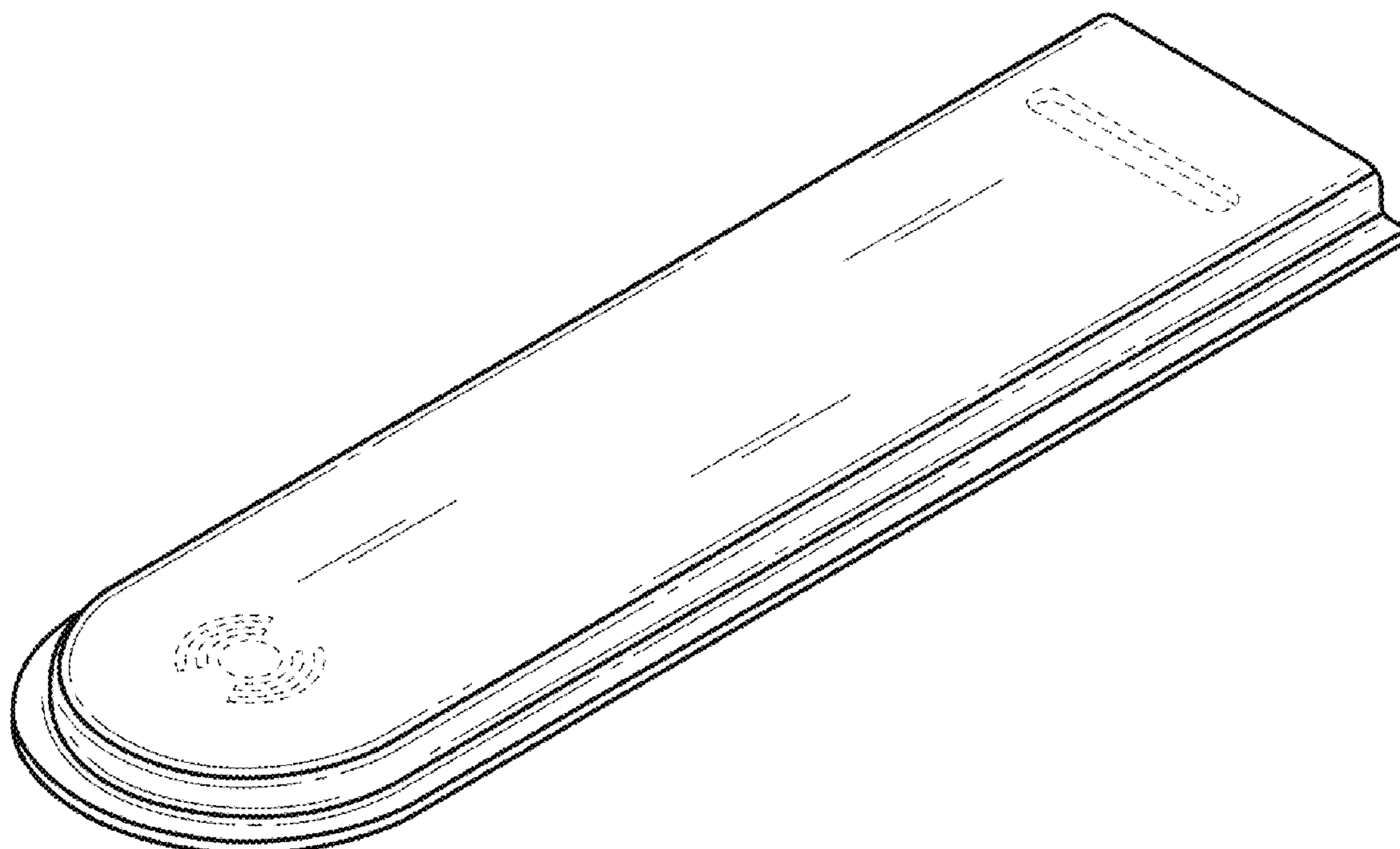
(57) **CLAIM**

The ornamental design for a base of a label assembly, as shown and described herein.

DESCRIPTION

FIG. 1 is a top perspective view of a base of a label assembly;
FIG. 2 is a top view thereof;
FIG. 3 is a bottom view thereof;
FIG. 4 is a right side view thereof;
FIG. 5 is a left side view thereof;
FIG. 6 is a front view thereof; and,
FIG. 7 is a rear view thereof.
The broken line portion of the figure drawings is included to show portions of the article that form no part of the claimed design.

1 Claim, 4 Drawing Sheets



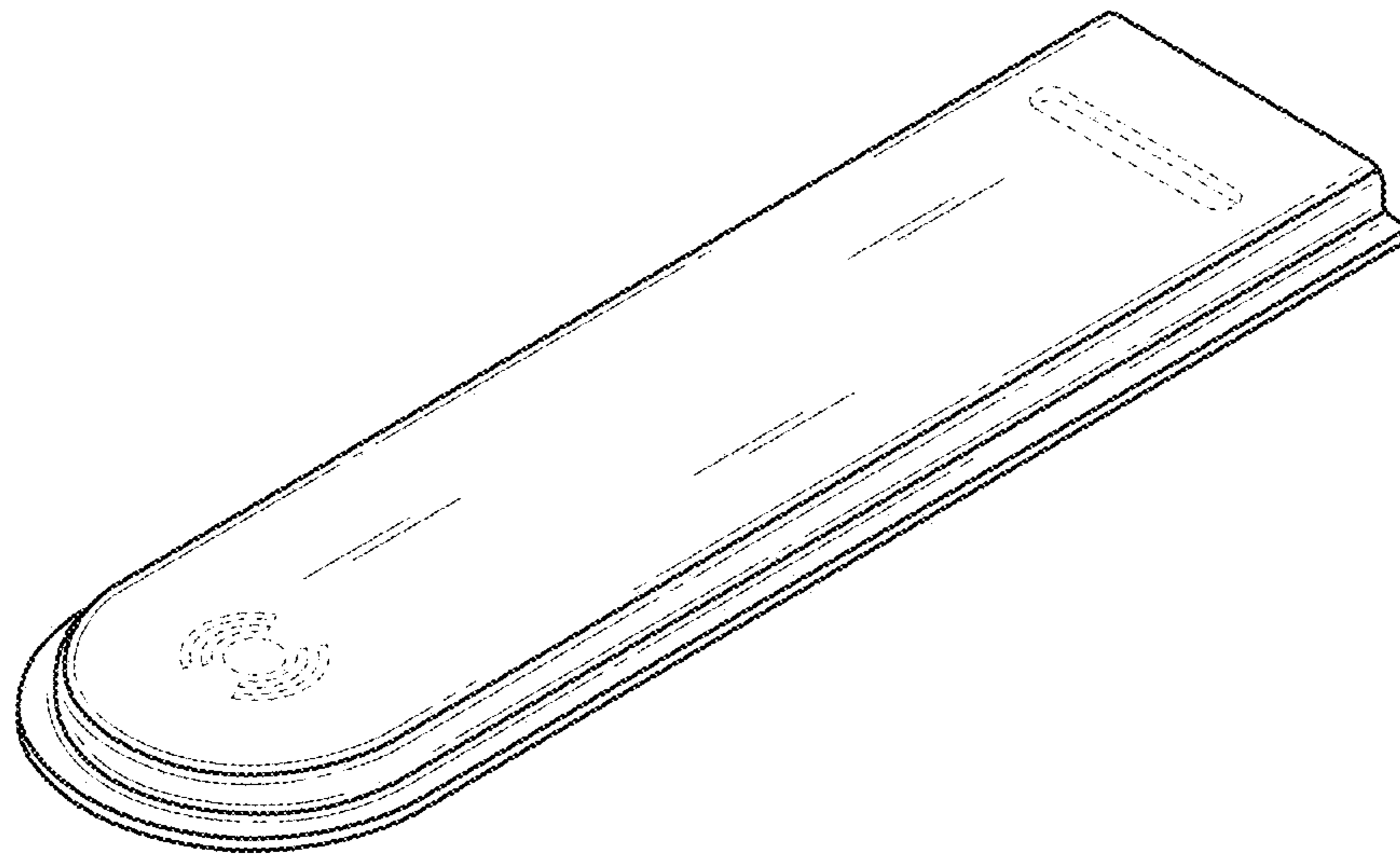


FIG. 1




FIG. 2




FIG. 3




FIG. 4




FIG. 5




FIG. 6




FIG. 7