



US00D890248S

(12) **United States Design Patent**
Jordanov

(10) **Patent No.:** **US D890,248 S**
(45) **Date of Patent:** **** Jul. 14, 2020**

- (54) **FACE MASK INSERT**
- (71) Applicant: **Whitworth Enterprises, LLC**,
Nashville, TN (US)
- (72) Inventor: **Martin Jordanov**, Nashville, TN (US)
- (73) Assignee: **WHITWORTH ENTERPRISES, LLC**, Nashville, TN (US)
- (**) Term: **15 Years**
- (21) Appl. No.: **29/720,004**
- (22) Filed: **Jan. 9, 2020**
- (51) **LOC (12) Cl.** **16-06**
- (52) **U.S. Cl.**
USPC **D16/330; D16/301**
- (58) **Field of Classification Search**
USPC D16/100, 301, 303, 306, 309, 322, 330;
D6/601, 596; D3/215, 219, 263;
D24/172, 188, 189, 191, 206; D30/118
CPC A61F 9/04
See application file for complete search history.

(56) **References Cited**

U.S. PATENT DOCUMENTS

- 2,755,803 A * 7/1956 Dorsey A61F 7/02
128/858
- D282,427 S * 2/1986 O'Sullivan D6/596
- D381,233 S * 7/1997 Torbik D6/596
- D528,206 S * 9/2006 Bierman D24/128
- D576,438 S * 9/2008 Peart D6/601
- D593,351 S * 6/2009 Song D30/118
- 8,024,829 B2 * 9/2011 Carr A47D 15/003
5/652
- D805,648 S 12/2017 Baumwald
- D857,218 S 8/2019 Fan
- 10,426,666 B1 * 10/2019 Seidenfeld A61F 7/02
- 2005/0278008 A1 12/2005 Ladmer
- 2006/0036305 A1 2/2006 Koby
- 2008/0009926 A1 * 1/2008 Russak A61F 7/02
607/109
- 2008/0119800 A1 5/2008 Goldman

- 2008/0141437 A1 6/2008 Braunecker
- 2009/0287282 A1 11/2009 Biser
- 2009/0287283 A1 11/2009 Biser
- 2011/0178585 A1 * 7/2011 Biser A61F 7/02
607/109
- 2015/0173487 A1 * 6/2015 Wardaszka A61F 9/04
604/303

(Continued)

OTHER PUBLICATIONS

Gravity Weighted Sleep Mask, <https://gravityblankets.com/products/the-gravity-sleep-mask>, date archived on Wayback Machine Oct. 4, 2019, site visited Mar. 3, 2020, <<https://web.archive.org/web/20191004034634/https://gravityblankets.com/products/the-gravity-sleep-mask>>.*

Primary Examiner — Cathron C Brooks
Assistant Examiner — Sharon S Oum
(74) *Attorney, Agent, or Firm* — Mitchell Law PLLC;
Matthew M. Mitchell

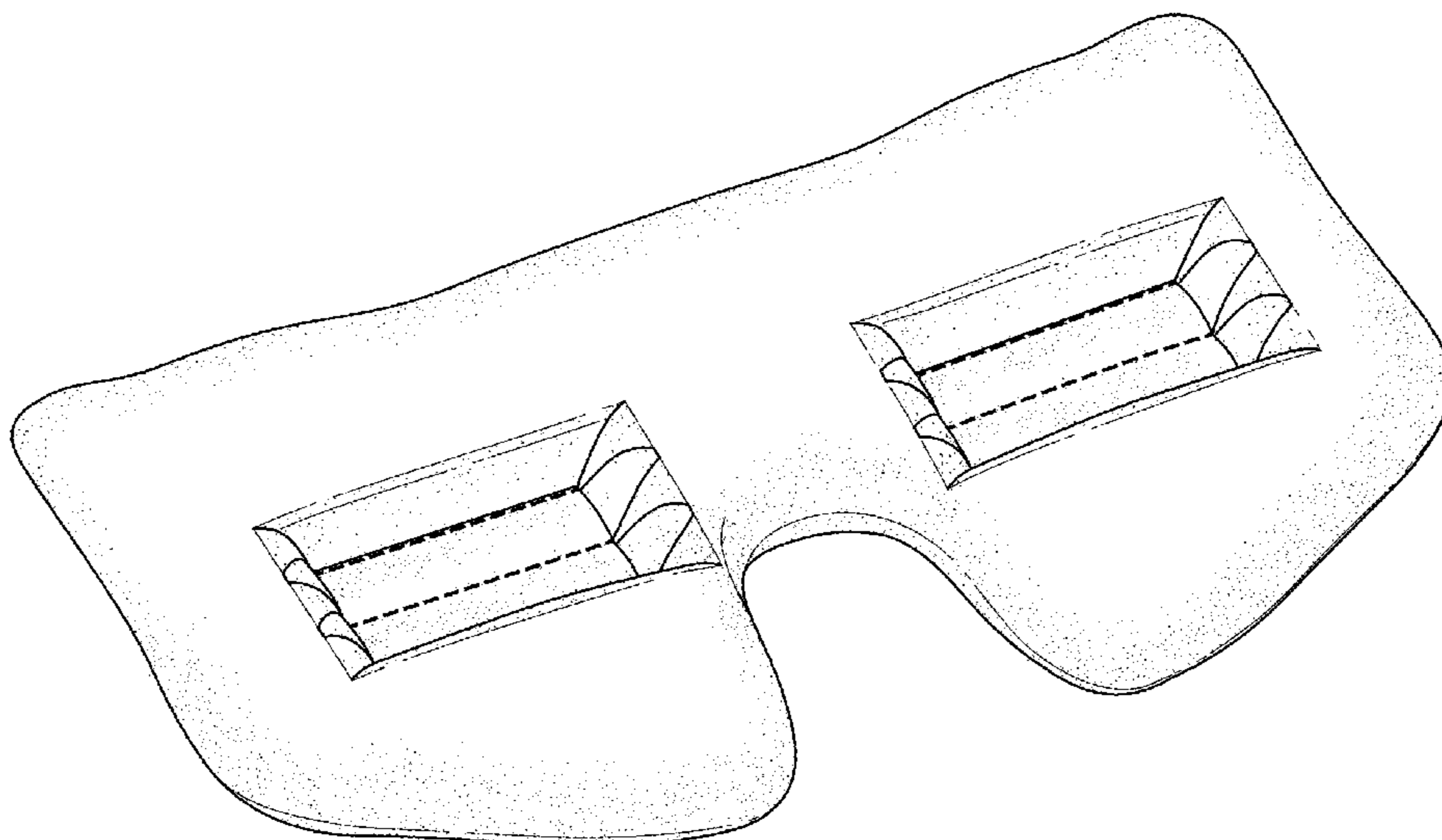
(57) **CLAIM**

The ornamental design for a face mask insert, as shown and described.

DESCRIPTION

FIG. 1 is a front perspective view of the face mask insert of the present invention;
FIG. 2 is another front perspective view thereof;
FIG. 3 is yet another front perspective view thereof;
FIG. 4 is a front view thereof;
FIG. 5 is a right-side view thereof;
FIG. 6 is a left-side view thereof;
FIG. 7 is a bottom view thereof; and,
FIG. 8 is a top view thereof.
The dashed lines represent stitching and form part of the design.

1 Claim, 8 Drawing Sheets



(56)

References Cited

U.S. PATENT DOCUMENTS

2017/0296380 A1* 10/2017 Barger A61F 7/02
2018/0303669 A1* 10/2018 McCann A61F 9/04

* cited by examiner

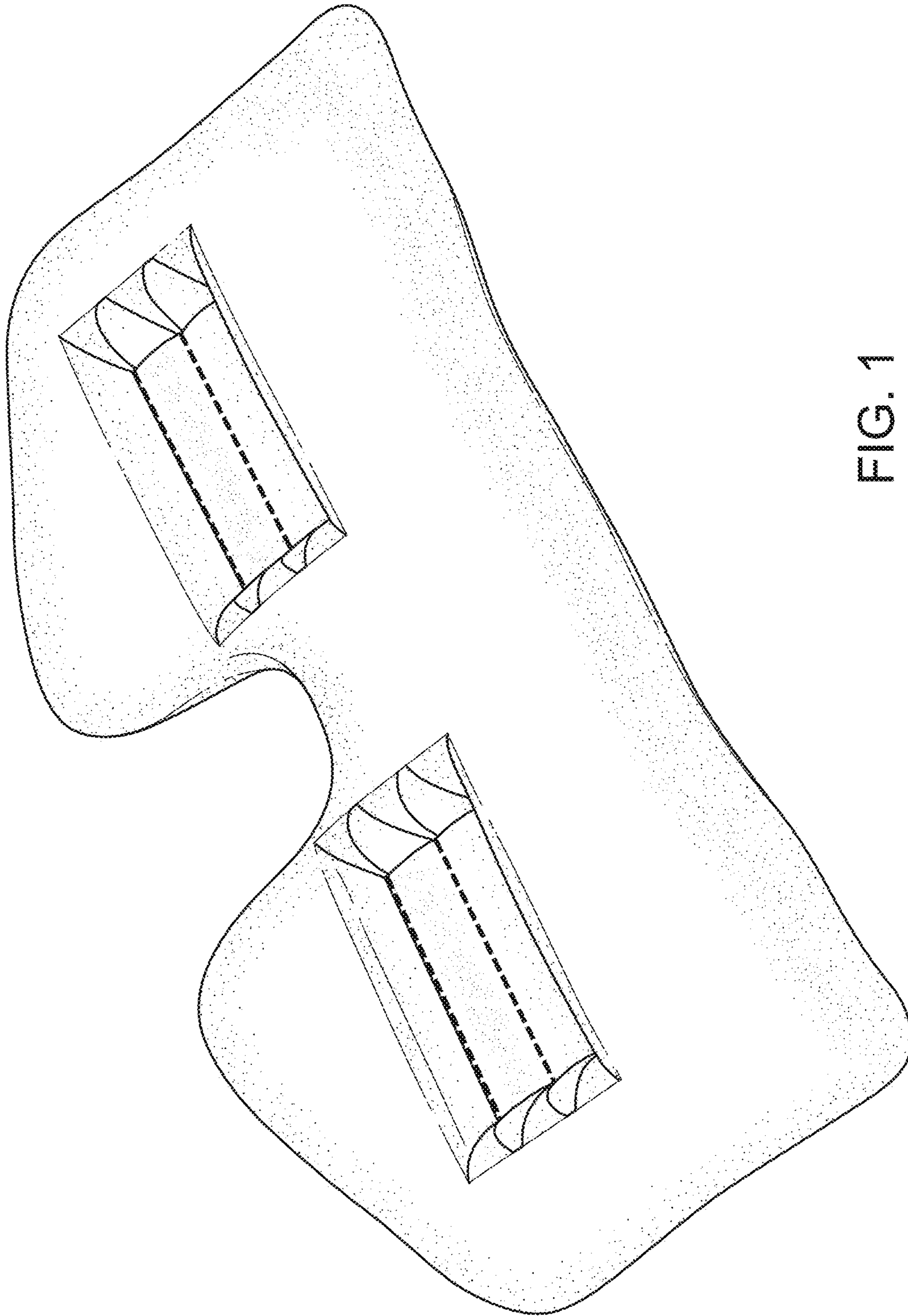


FIG. 1

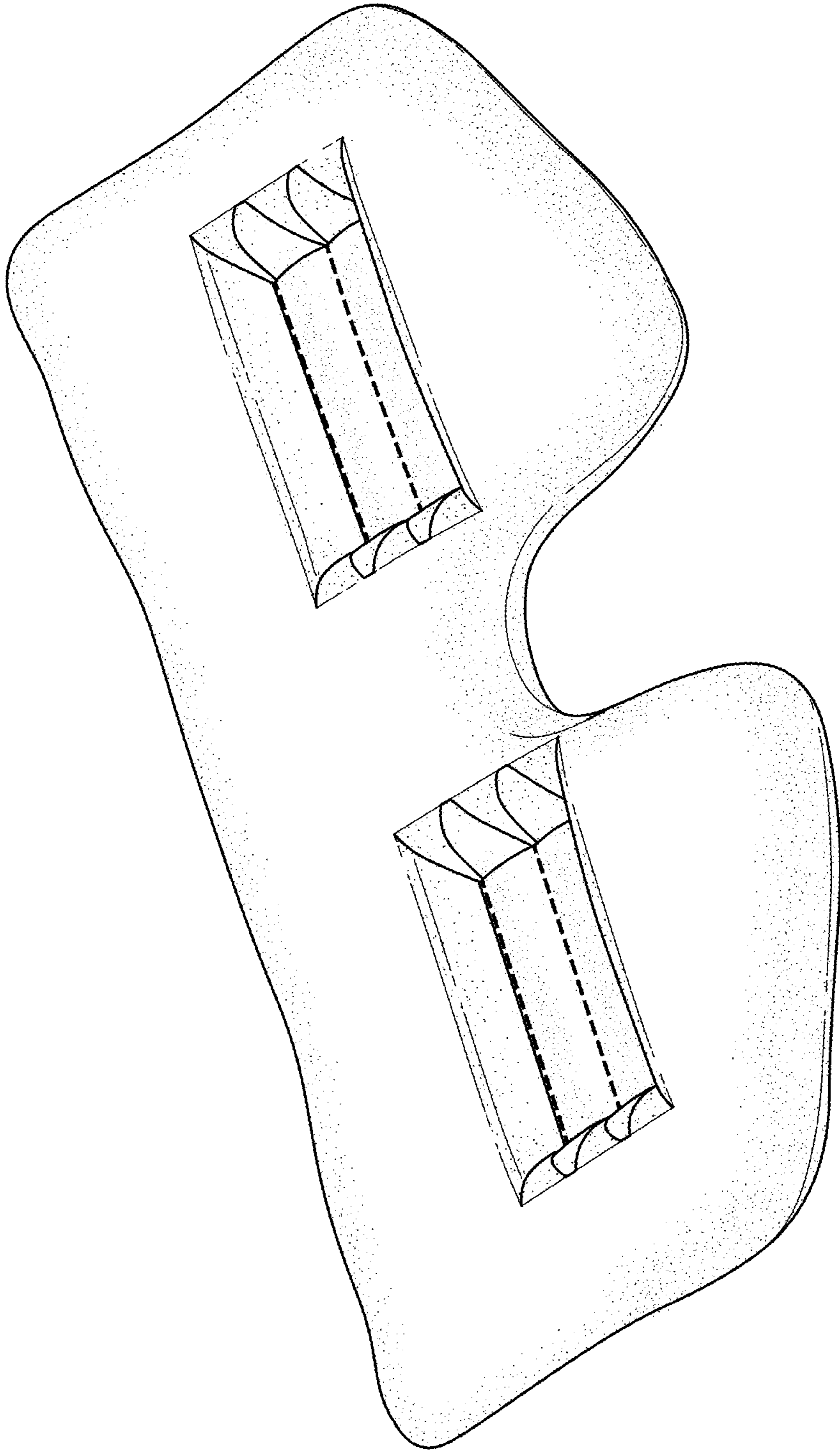


FIG. 2

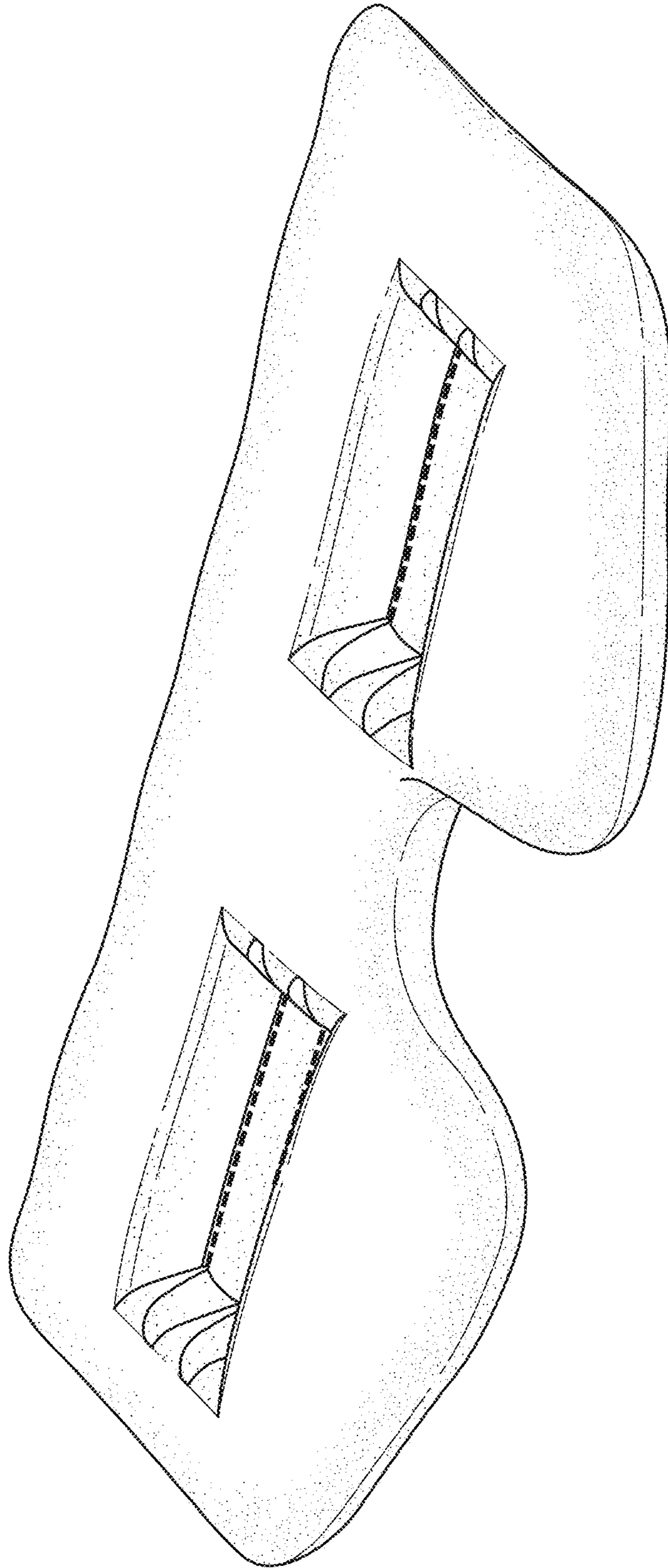


FIG. 3

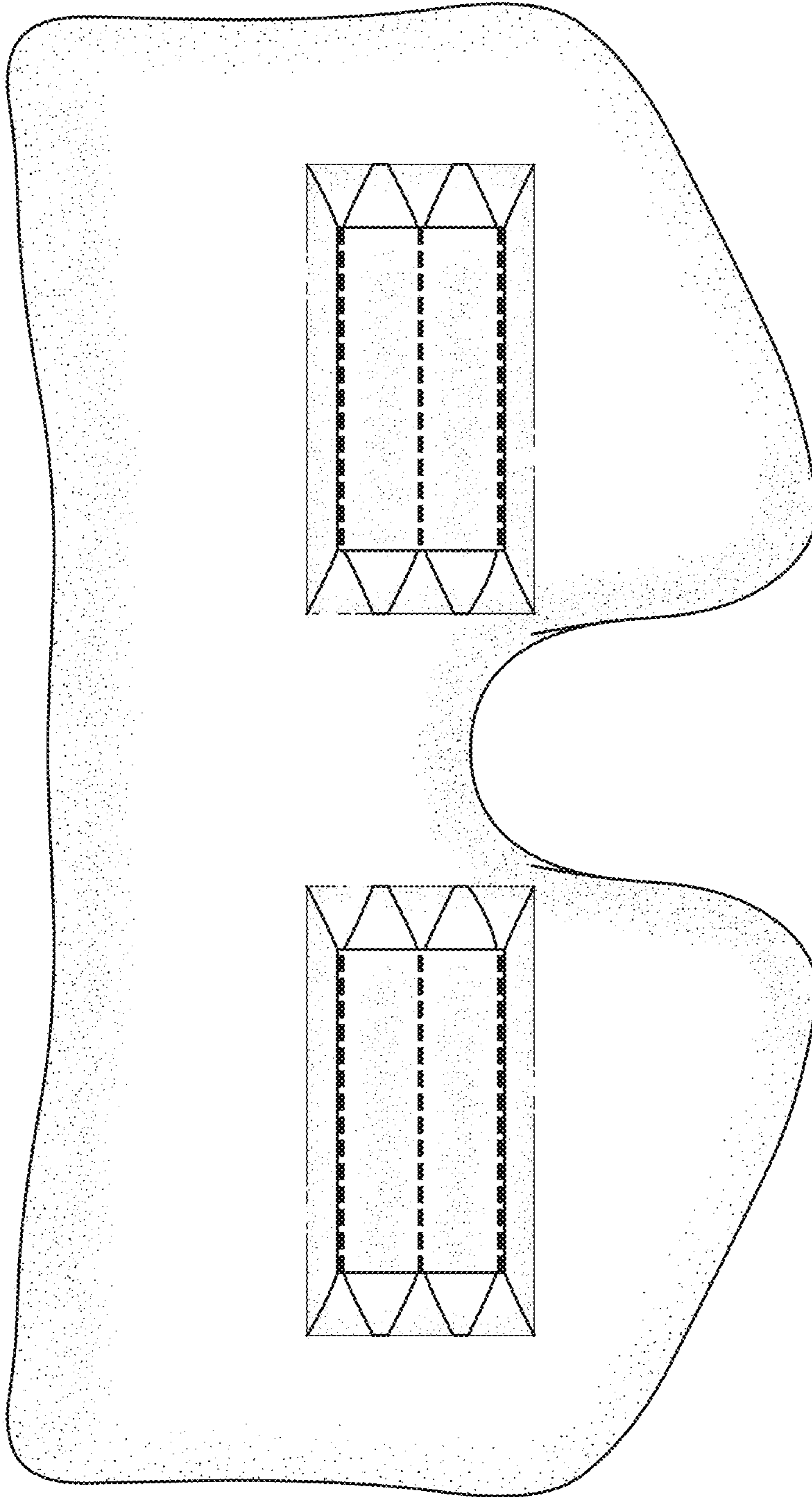


FIG. 4

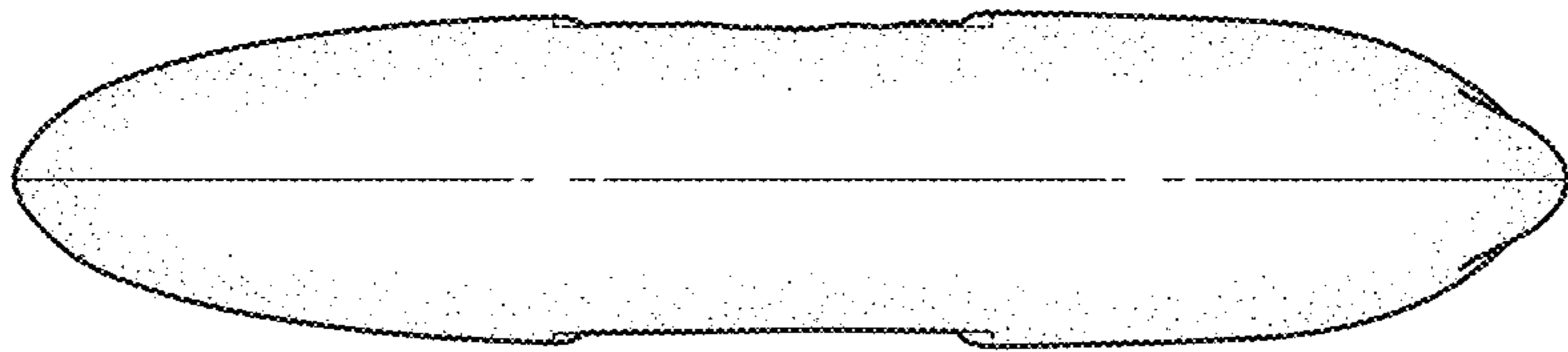


FIG. 5

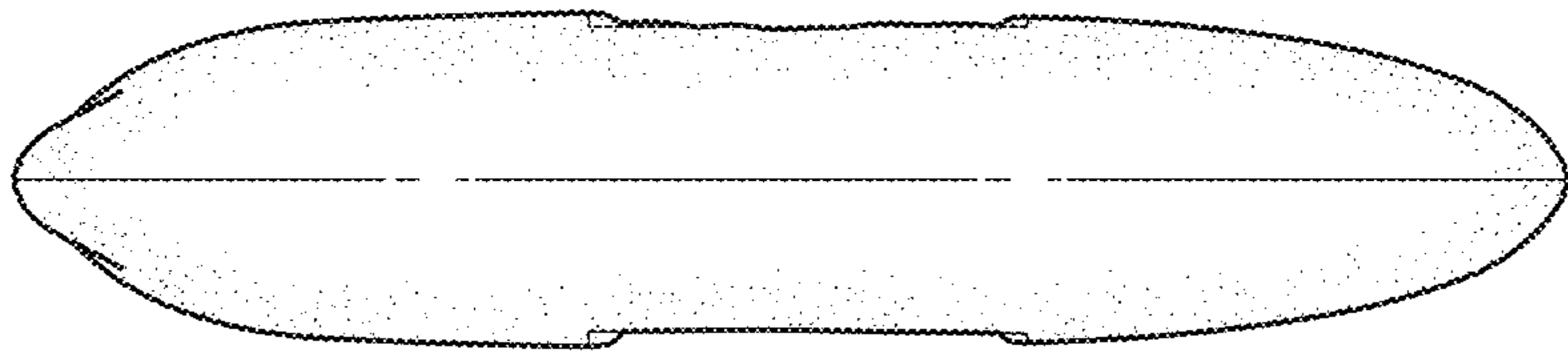


FIG. 6

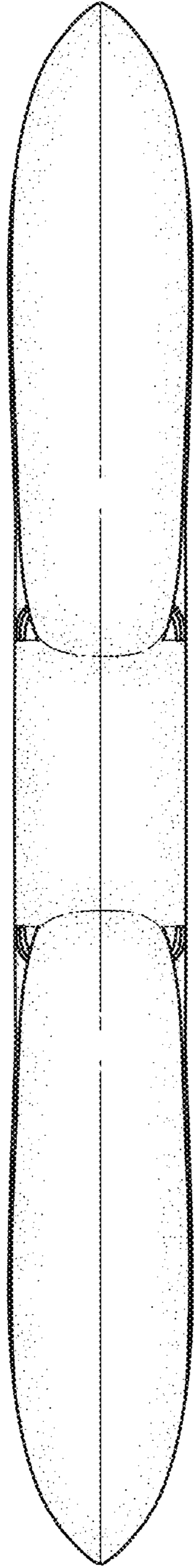


FIG. 7




FIG. 8