



US00D890184S

(12) **United States Design Patent**
Zhu

(10) **Patent No.:** **US D890,184 S**

(45) **Date of Patent:** **** Jul. 14, 2020**

(54) **ROTATABLE KEYBOARD WITH PROTECTIVE CASE FOR TABLET AND ITS TOUCH PEN**

(71) Applicant: **Shenzhen Bluefinger Technology Co., Limited, Shenzhen (CN)**

(72) Inventor: **Dajun Zhu, Shenzhen (CN)**

(**) Term: **15 Years**

(21) Appl. No.: **29/674,749**

(22) Filed: **Dec. 25, 2018**

(51) **LOC (12) Cl.** **14-02**

(52) **U.S. Cl.**
USPC **D14/440; D14/316**

(58) **Field of Classification Search**
USPC D14/440, 447, 250, 316; 206/45.23, 320, 206/45.2; 361/679.55; 294/25; 224/218
CPC G06F 1/1628; G06F 1/1626; G06F 1/1669; A47B 23/044; H04B 1/3888
See application file for complete search history.

(56) **References Cited**

U.S. PATENT DOCUMENTS

D675,625 S *	2/2013	Hasbrook	D14/440
D696,256 S *	12/2013	Piedra	D14/440
D696,669 S *	12/2013	Akana	D14/440
D700,611 S *	3/2014	Boldetti	D14/440
8,766,921 B2 *	7/2014	Ballagas	G09G 5/00 345/168
D729,253 S *	5/2015	Nyholm	D14/440
D733,152 S *	6/2015	Sirichai	D14/440
9,095,194 B2 *	8/2015	Hassett	A45C 11/00
D740,802 S *	10/2015	Hsu	D14/316
D744,489 S *	12/2015	Sirichai	D14/440
9,227,763 B2 *	1/2016	Gengler	B65D 25/00
D748,619 S *	2/2016	Hsu	D14/316
D764,472 S *	8/2016	Corcoran	D14/440
9,451,822 B2 *	9/2016	Gu	A47B 23/044
D768,638 S *	10/2016	Lee	D14/440

D770,457 S *	11/2016	Massucco	D14/440
D772,880 S *	11/2016	Corcoran	D14/440
D779,494 S *	2/2017	Hallier	D14/252
D789,342 S *	6/2017	Sirichai	D14/250
D792,887 S *	7/2017	Zhang	D14/440
D807,363 S *	1/2018	Hallier	D14/440
D807,365 S *	1/2018	Liu	D14/440
D807,892 S *	1/2018	Wang	D14/440
D808,394 S *	1/2018	Lakraa	D14/440
D808,395 S *	1/2018	Fenton	D14/440
D811,411 S *	2/2018	Moore	D14/440
D817,962 S *	5/2018	Shao	D14/440
D822,675 S *	7/2018	Zhu	D14/455
D832,852 S *	11/2018	Jinkinson	D14/440

(Continued)

Primary Examiner — Cynthia R Underwood

(57) **CLAIM**

The ornamental design for a rotatable keyboard with protective case for tablet and its touch pen, as shown and described.

DESCRIPTION

FIG. 1 is a left side view while open of a rotatable keyboard with protective case for tablet and its touch pen showing my new design;

FIG. 2 is a front oblique view while open thereof;

FIG. 3 is a left side view while closed thereof;

FIG. 4 is a top view while closed thereof;

FIG. 5 is a top view while open thereof;

FIG. 6 is a front view while open thereof;

FIG. 7 is a right view open thereof;

FIG. 8 is a rear view while open thereof;

FIG. 9 is a rear oblique view while open thereof;

FIG. 10 is a front view while closed thereof;

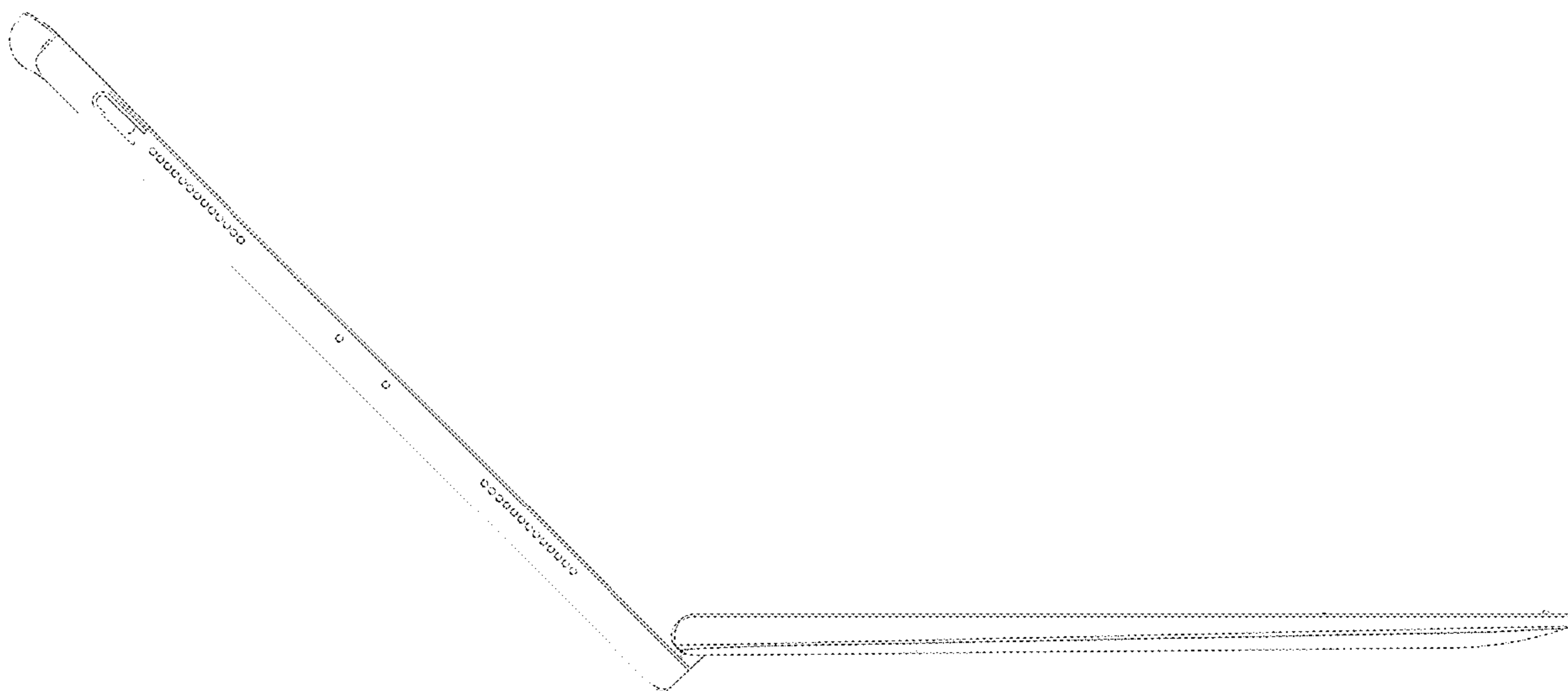
FIG. 11 is a top view while closed thereof;

FIG. 12 is a rear view while closed thereof;

FIG. 13 is a left side view while closed thereof; and,

FIG. 14 is a bottom view while closed thereof.

1 Claim, 14 Drawing Sheets



(56)

References Cited

U.S. PATENT DOCUMENTS

D832,853 S *	11/2018	Jinkinson	D14/440	2013/0015088 A1*	1/2013	Wu	A45C 11/00 206/320
D832,854 S *	11/2018	Jinkinson	D14/440	2013/0214661 A1*	8/2013	McBroom	G06F 1/1667 312/325
D832,856 S *	11/2018	Jinkinson	D14/440	2013/0264459 A1*	10/2013	McCosh	G06F 1/1626 248/688
10,349,544 B2 *	7/2019	Katsuyama	G06F 1/16	2014/0029189 A1*	1/2014	Chang	G06F 1/1662 361/679.11
D861,000 S *	9/2019	Zhao	D14/440	2014/0083883 A1*	3/2014	Elias	G06F 1/1626 206/320
D863,935 S *	10/2019	Aoki	G06F 1/1681 D8/329	2014/0211393 A1*	7/2014	Lee	G06F 1/1626 361/679.12
2003/0193773 A1*	10/2003	Choi	G06F 1/162 361/679.06	2014/0218855 A1*	8/2014	Fujino	G06F 1/1681 361/679.12
2009/0194209 A1*	8/2009	De Filippis	A45C 11/00 150/107	2015/0293601 A1*	10/2015	Gu	G06F 3/0202 345/168
2009/0201254 A1*	8/2009	Rais	G06F 1/1613 345/168	2015/0296060 A1*	10/2015	Gu	H04M 1/0235 455/575.4
2010/0300909 A1*	12/2010	Hung	H04M 1/04 206/320	2015/0296068 A1*	10/2015	Chin	G06F 1/1628 455/575.8
2011/0110670 A1*	5/2011	Atkinson	G06F 1/162 398/135	2016/0011628 A1*	1/2016	Sato	G06F 1/1656 361/679.3
2012/0211377 A1*	8/2012	Sajid	G06F 1/1628 206/216	2016/0187937 A1*	6/2016	Ahee	G06F 1/1681 361/679.09
2012/0293938 A1*	11/2012	Dai	G06F 1/1622 361/679.07					

* cited by examiner

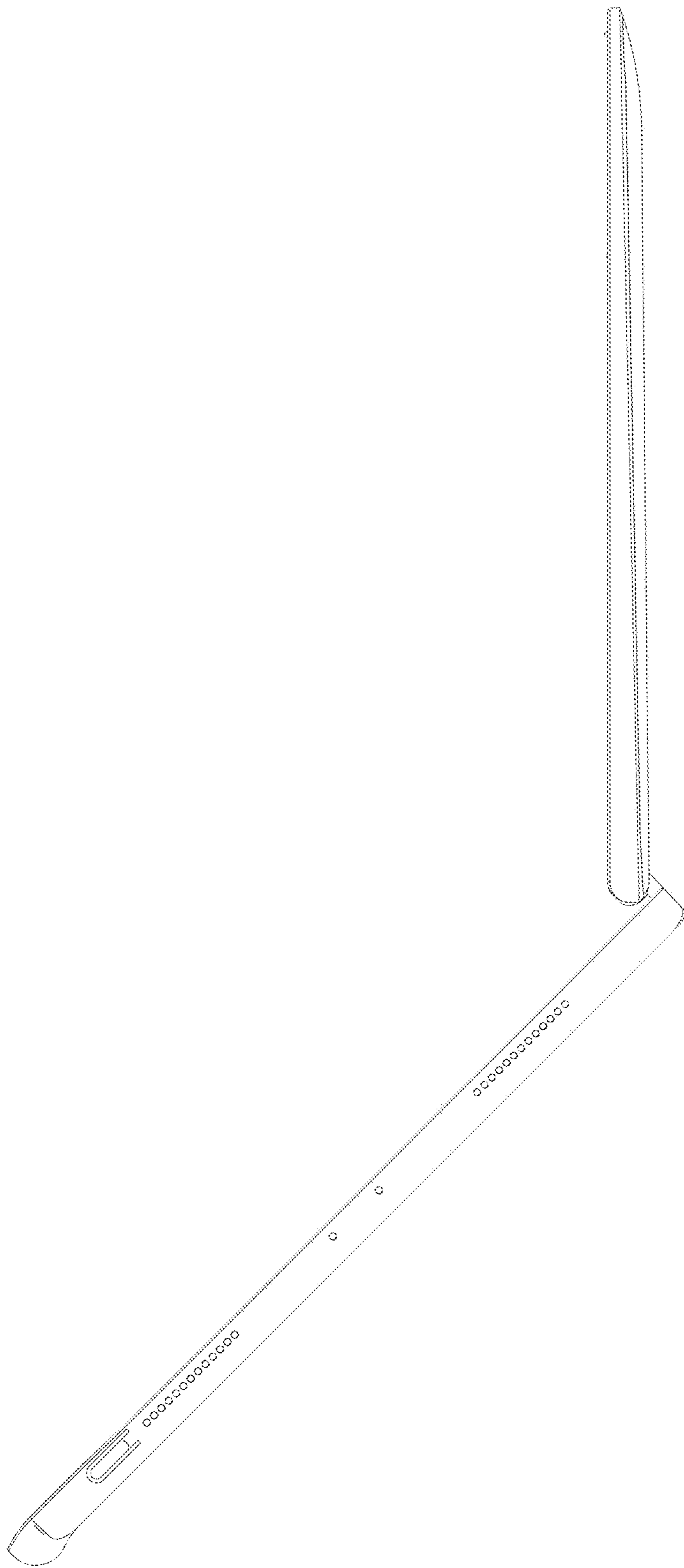


FIG. 1




FIG. 2

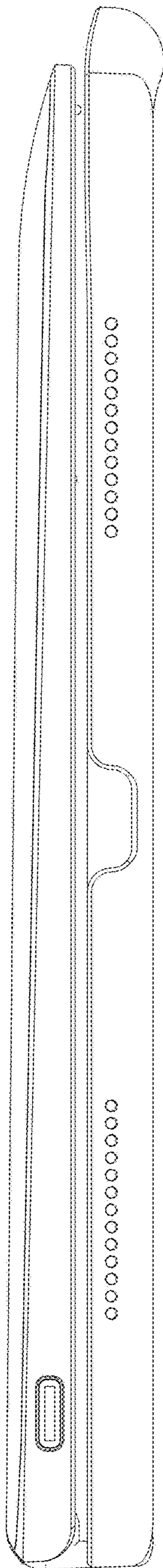


FIG. 3

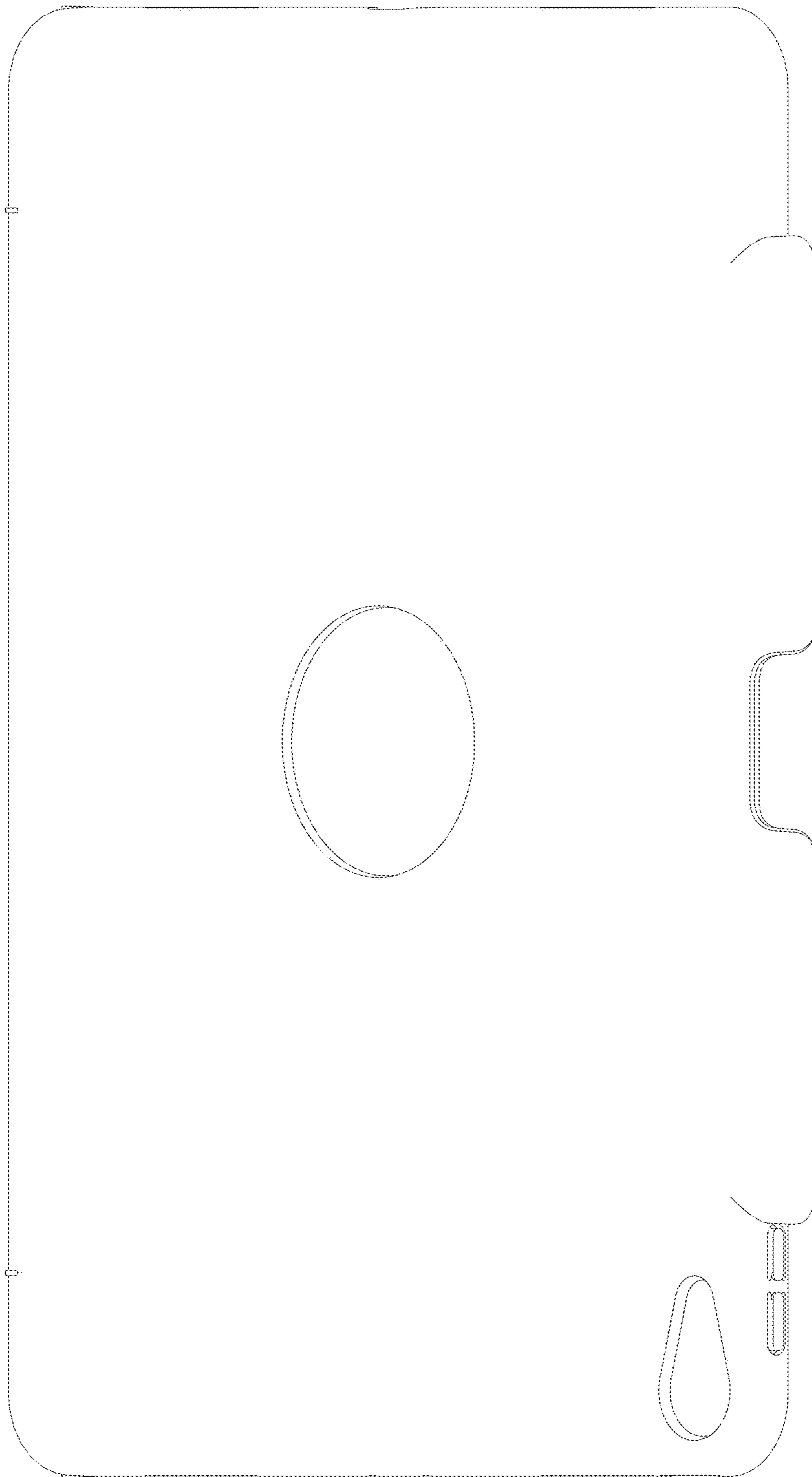


FIG. 4




FIG. 5




FIG. 6

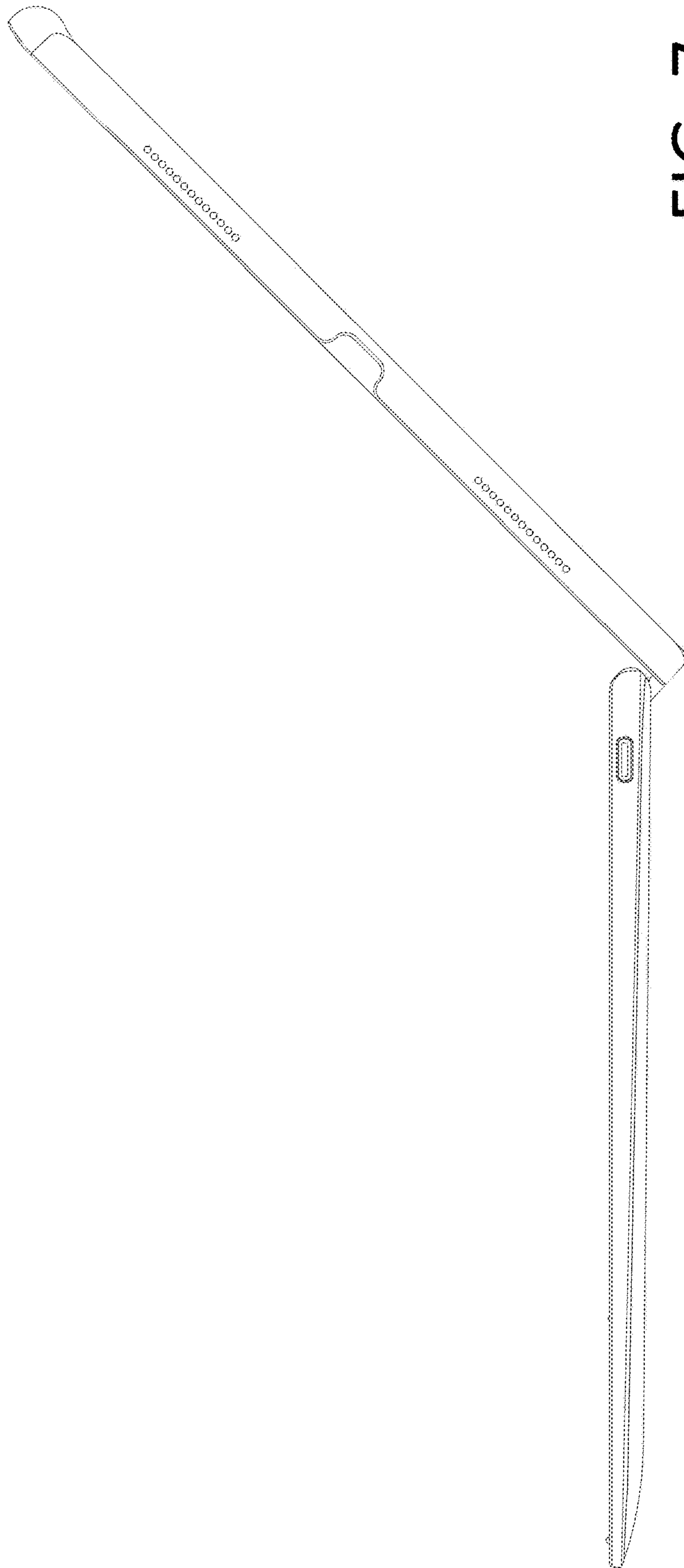


FIG. 7

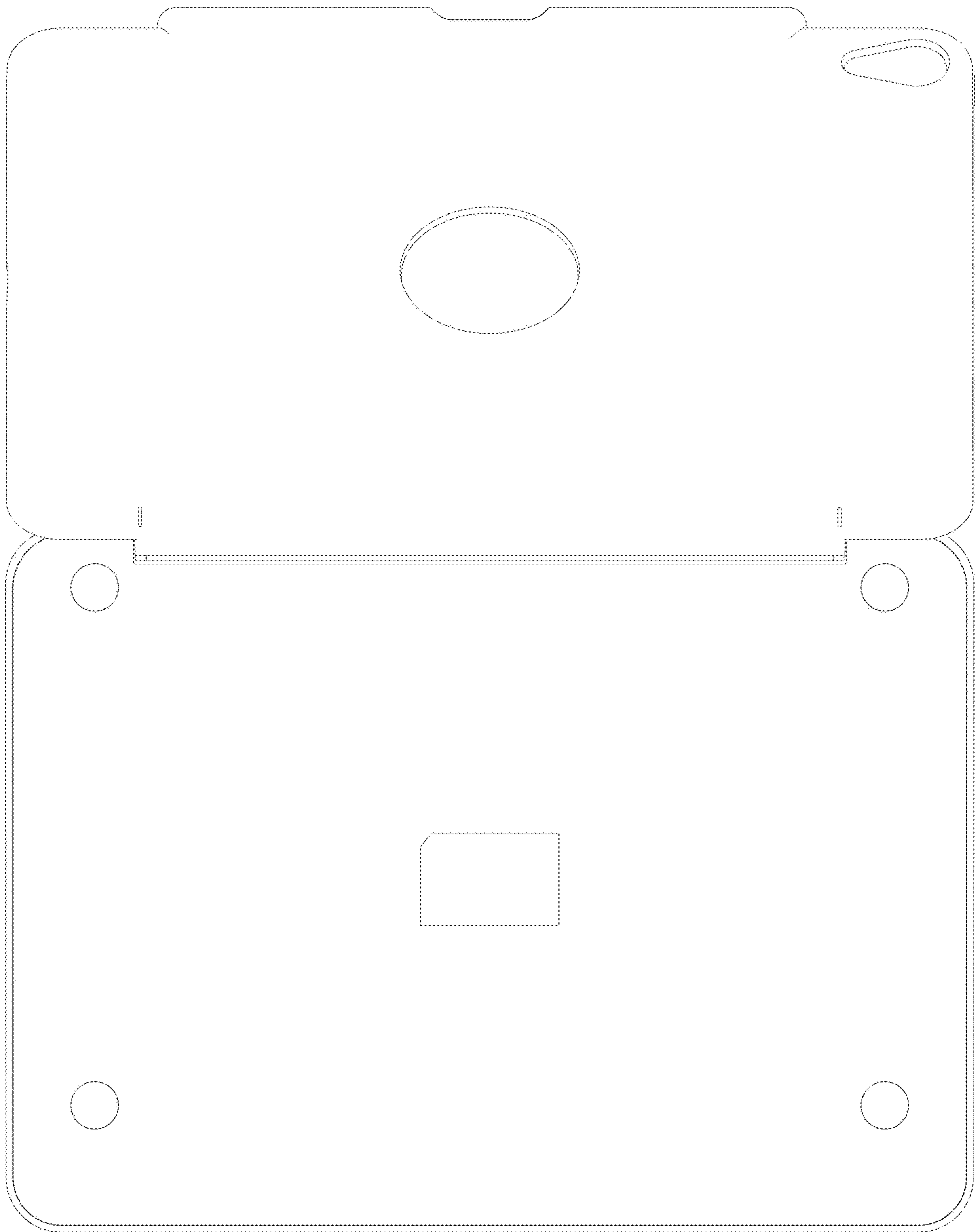


FIG. 8

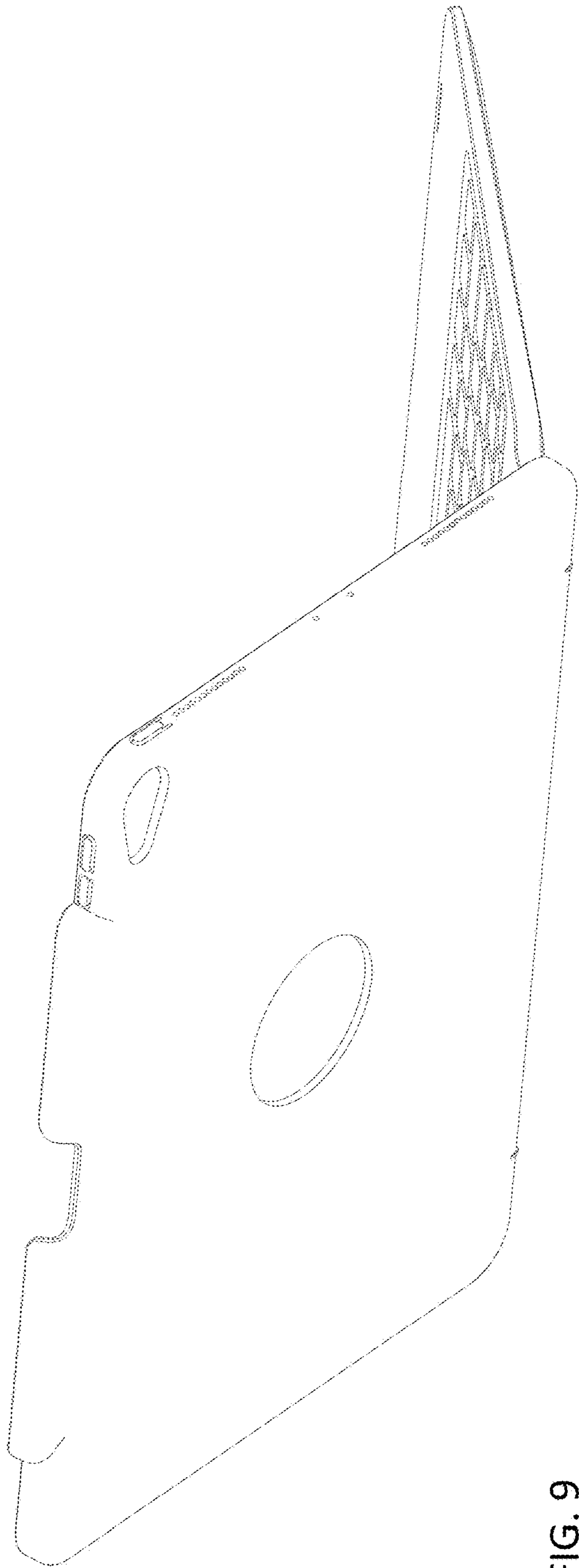


FIG. 9




FIG. 10

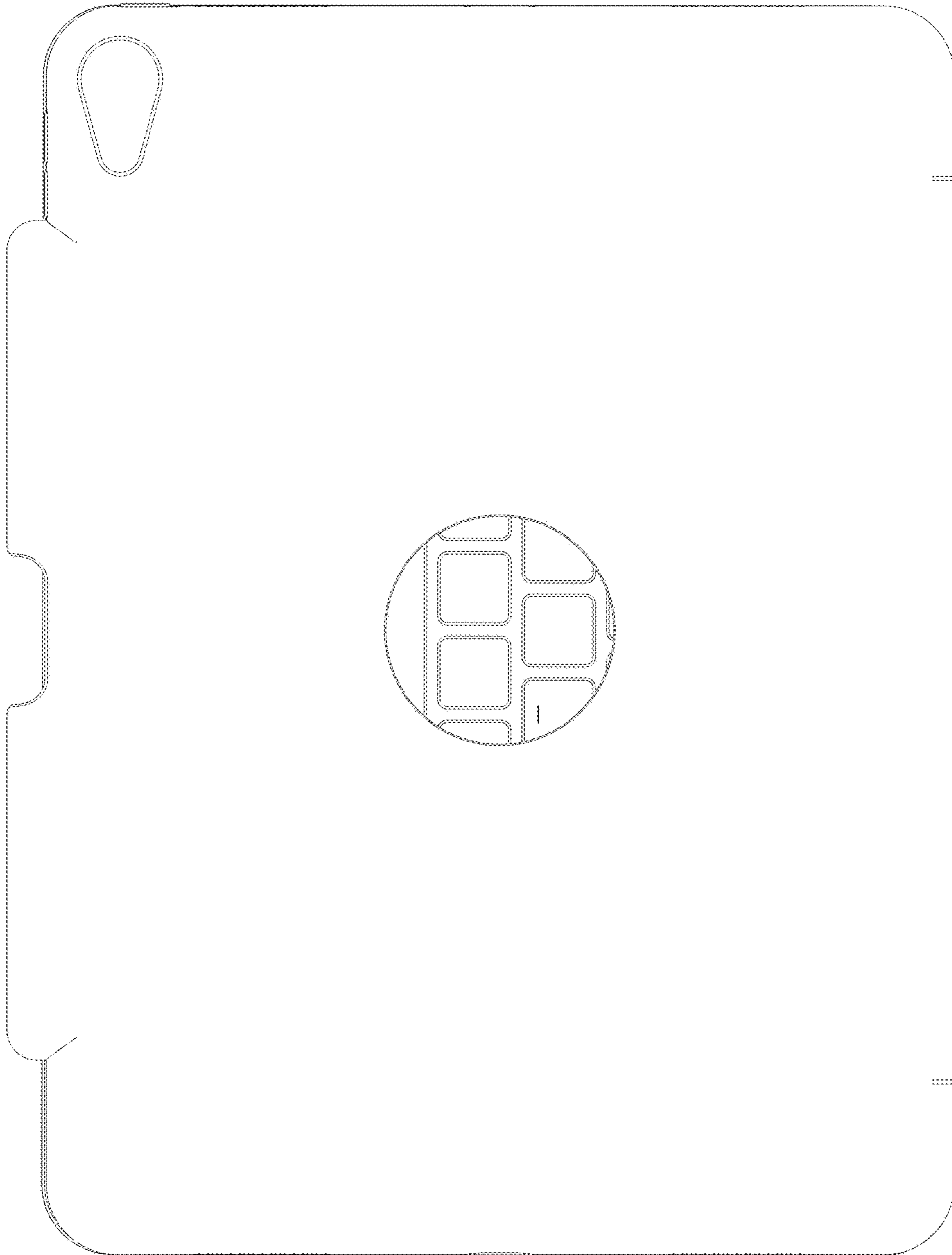


FIG. 11

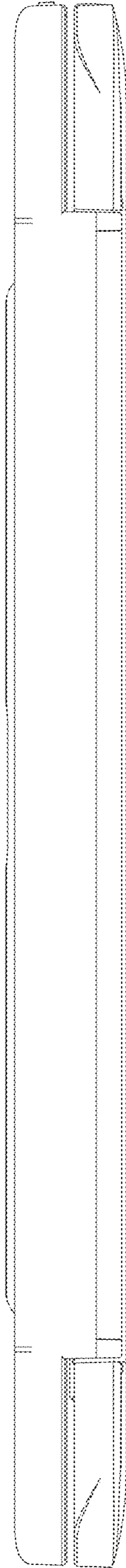


FIG. 12

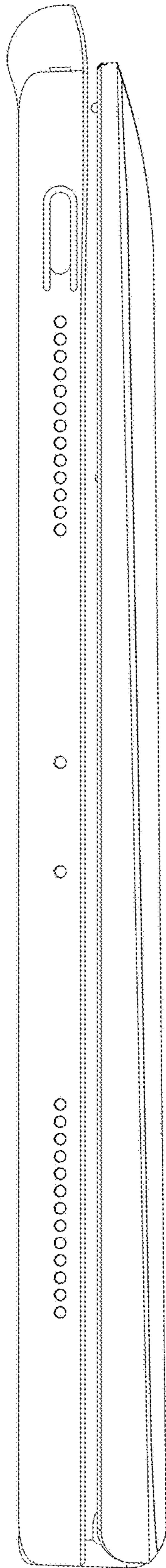


FIG. 13




FIG. 14