



US00D890169S

(12) **United States Design Patent** (10) **Patent No.:** **US D890,169 S**
Liu et al. (45) **Date of Patent:** **** Jul. 14, 2020**

- (54) **CONTROL ENCLOSURE**
- (71) Applicant: **Honeywell International Inc.**,
Morristown, NJ (US)
- (72) Inventors: **Tom Liu**, Shanghai (CN); **Yu Yan**,
Shanghai (CN); **Jasen Cao**, Shanghai
(CN)
- (73) Assignee: **Honeywell International Inc.**, Morris
Plains, NJ (US)
- (**) Term: **15 Years**
- (21) Appl. No.: **29/642,591**
- (22) Filed: **Mar. 30, 2018**
- (51) **LOC (12) Cl.** **14-02**
- (52) **U.S. Cl.**
USPC **D14/349**
- (58) **Field of Classification Search**
USPC D14/364, 363, 356, 300, 440, 349
CPC G06F 1/181
See application file for complete search history.

D733,134 S *	6/2015	Utsuki	D14/364
D765,073 S *	8/2016	Niizawa	D14/356
D783,595 S *	4/2017	Lin	D14/301
D801,965 S *	11/2017	Jasinski	D14/349
D813,866 S *	3/2018	Elmieh	D14/356
D822,020 S *	7/2018	Latto	D14/349
D823,398 S *	7/2018	Zekelman	D21/333
10,411,750 B2 *	9/2019	Li	H01R 13/2421
10,417,163 B2 *	9/2019	Kuriyama	G11B 33/128
D873,267 S *	1/2020	Du	D14/349
2005/0135075 A1 *	6/2005	Deng	G06F 1/181 361/797

* cited by examiner

Primary Examiner — Cynthia R Underwood
(74) *Attorney, Agent, or Firm* — Brooks, Cameron & Huebsch, PLLC

(57) **CLAIM**

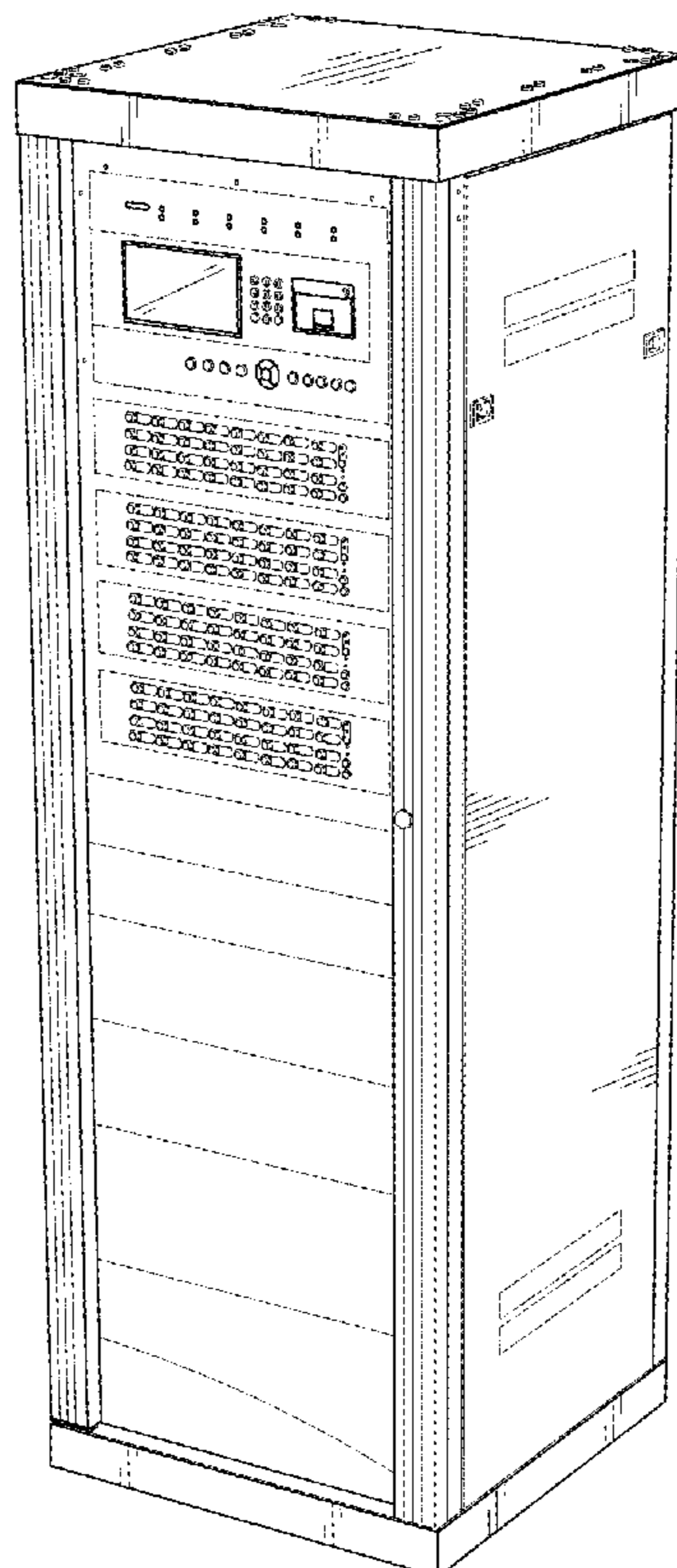
The ornamental design for a control enclosure, as shown and described.

DESCRIPTION

FIG. 1 is a perspective view of the control enclosure;
FIG. 2 is a front elevation view thereof.
FIG. 3 is a left side elevation view thereof, the right side elevation view being a mirror image thereof; and,
FIG. 4 is a top plan view thereof.
The broken lines depict portions of the control enclosure that form no part of the claimed design.

1 Claim, 3 Drawing Sheets

- (56) **References Cited**
U.S. PATENT DOCUMENTS
- D437,591 S * 2/2001 Sato D14/240
- D598,440 S * 8/2009 Alfonso D14/300
- D598,448 S * 8/2009 Lauffer D14/349
- D641,879 S * 7/2011 Ishihara D24/158
- D690,694 S * 10/2013 Utsuki D14/364



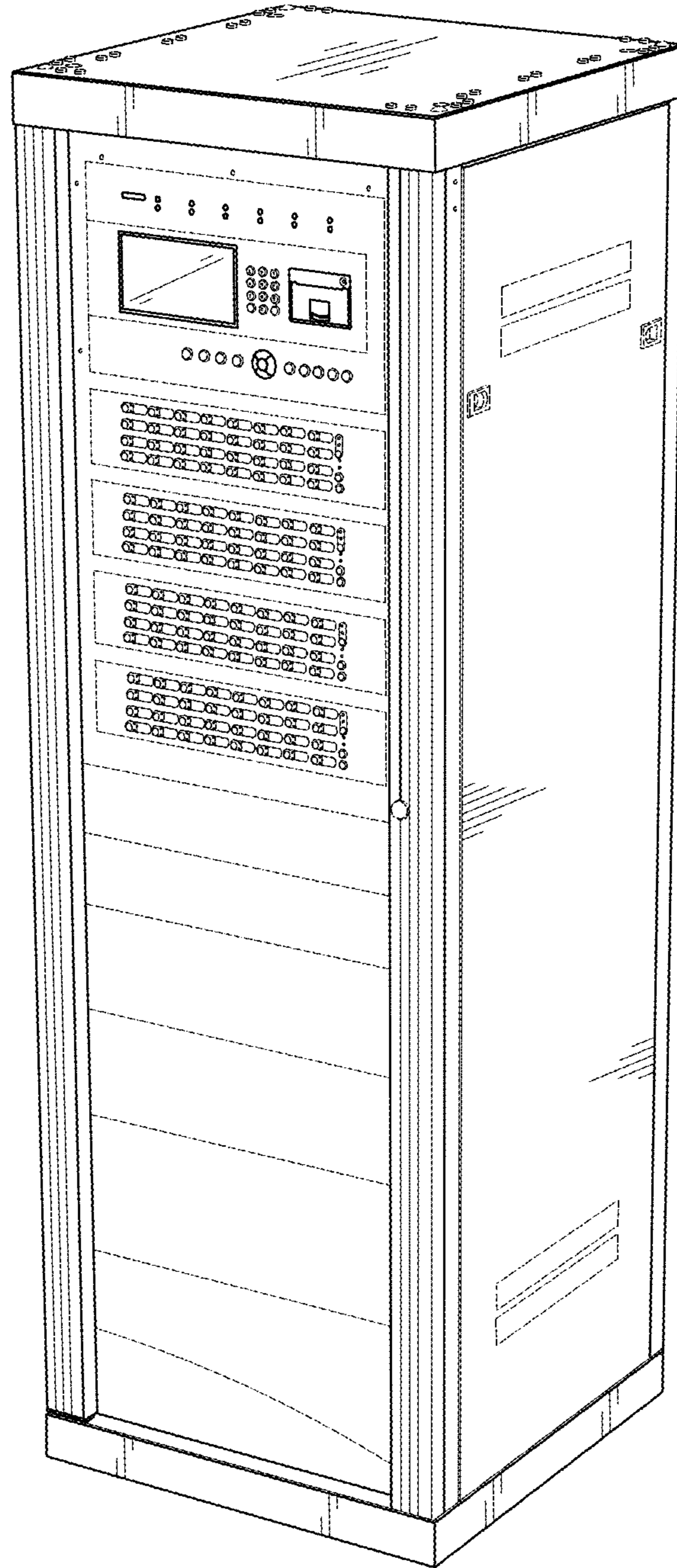


FIG. 1

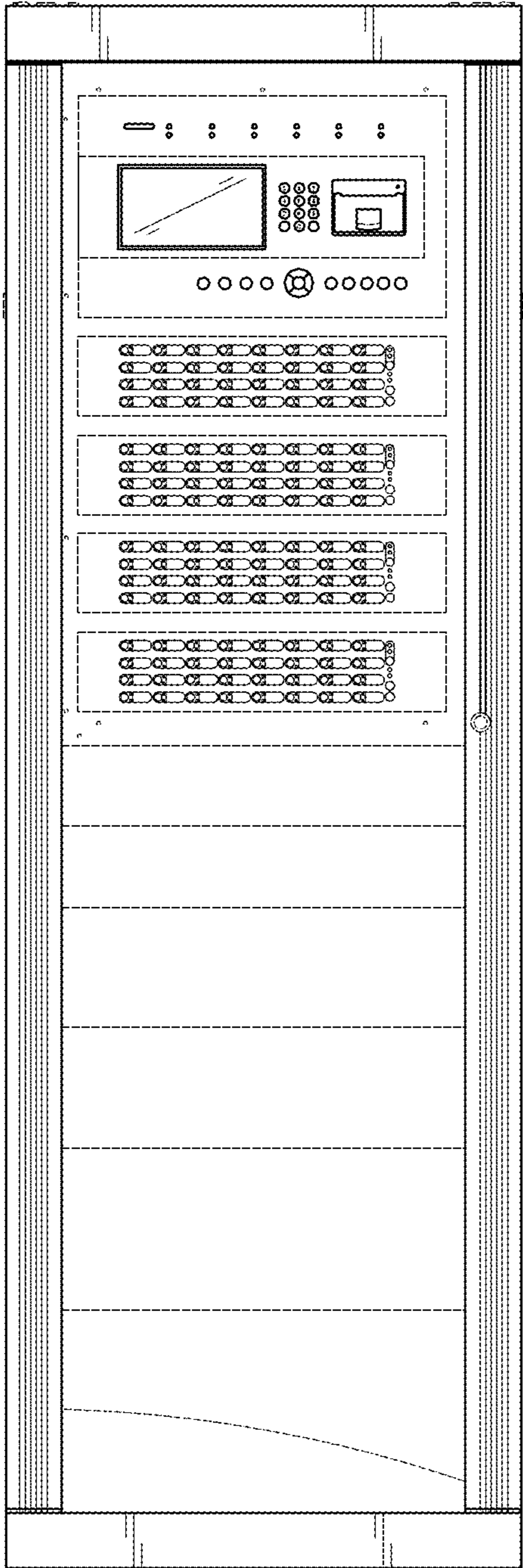


FIG. 2




FIG. 3

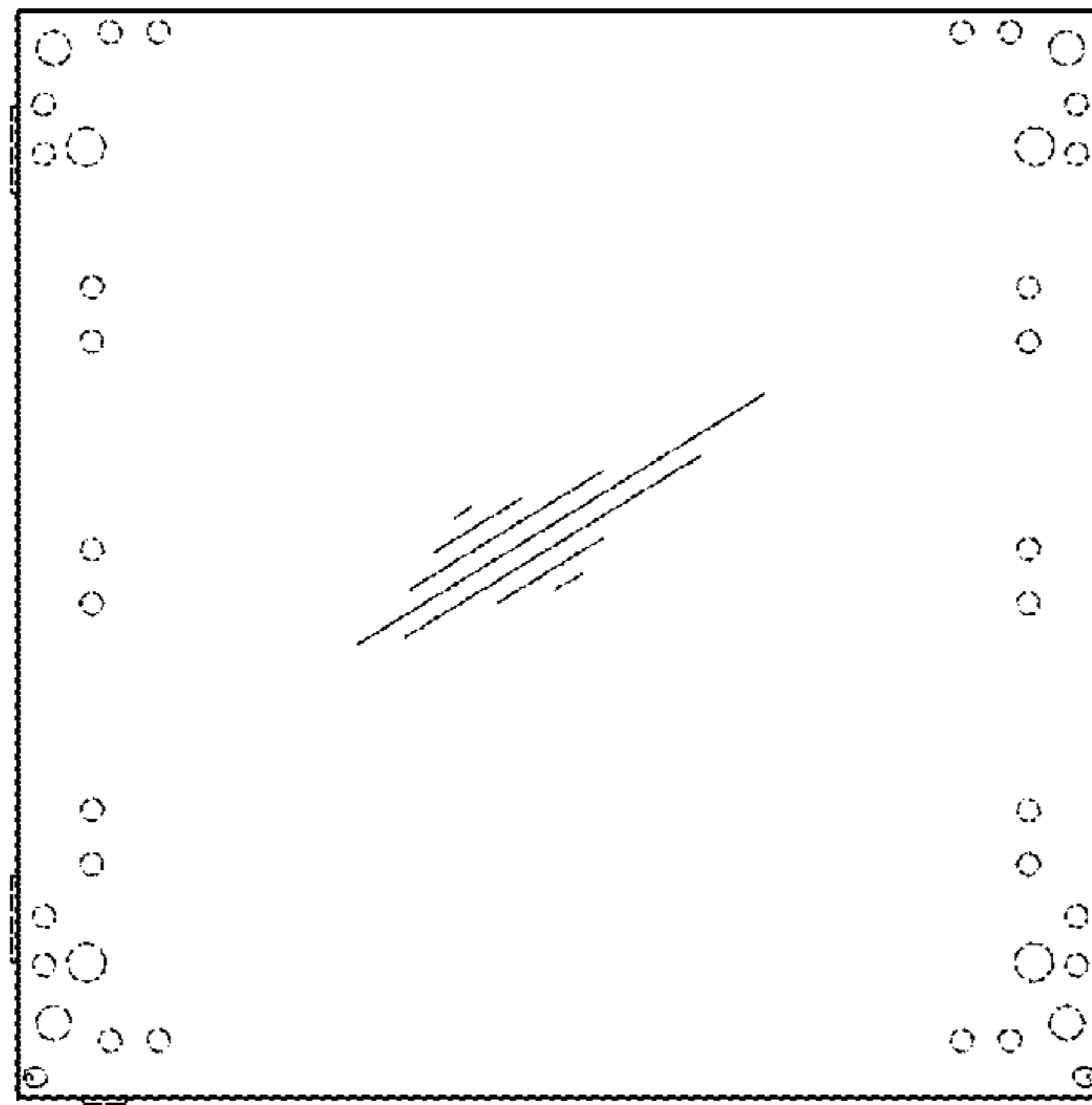


FIG. 4