



US00D890161S

(12) **United States Design Patent** (10) **Patent No.:** **US D890,161 S**
Sreenivas et al. (45) **Date of Patent:** **** Jul. 14, 2020**

(54) **SECURE PRIVATE SERVER**
(71) Applicant: **Privacy Labs, Inc.**, Bellevue, WA (US)
(72) Inventors: **Giridhar Sreenivas**, Bellevue, WA (US); **Derek Sigurdson**, Bothell, WA (US); **Feridoon Malekzadeh**, Seattle, WA (US)
(73) Assignee: **Privacy Labs, Inc.**, Bellevue, WA (US)

(**) Term: **15 Years**

(21) Appl. No.: **29/649,623**

(22) Filed: **May 31, 2018**

(51) **LOC (12) Cl.** **14-02**

(52) **U.S. Cl.**
USPC **D14/301**

(58) **Field of Classification Search**
USPC D14/300, 301, 308, 314, 348-349, D14/353-354, 356-358; D3/208, 216
CPC G06F 13/00; G06F 16/00; G06F 16/10; G06F 1/1628; G06F 1/163; G06F 1/16; H01H 2231/002
See application file for complete search history.

(56) **References Cited**

U.S. PATENT DOCUMENTS

D249,240 S * 9/1978 Klitzner D3/271.6
4,120,037 A * 10/1978 Sato G06F 15/0208
361/679.21
D424,536 S * 5/2000 Sun D14/337
D432,537 S * 10/2000 Lee D14/351
D506,193 S * 6/2005 Shoushtari D14/300
D601,555 S * 10/2009 Zhang D14/300
D652,393 S * 1/2012 Suzuki D13/168
D669,760 S * 10/2012 Bucci D8/354
D687,010 S * 7/2013 McManigal D14/188
D688,657 S * 8/2013 Hallar D14/300
D737,250 S * 8/2015 Ingham D14/218

D746,276 S * 12/2015 Schumaker D14/314
D752,591 S * 3/2016 Ozolins D14/434
D755,795 S * 5/2016 Kulovany D14/440
D761,783 S * 7/2016 Kulkarni D14/300
D794,017 S * 8/2017 Basil D14/356
D794,018 S * 8/2017 Basil D14/356
D816,056 S * 4/2018 Klein D14/149
D817,313 S * 5/2018 Horito D14/240
D818,987 S * 5/2018 Sun D14/204
D835,614 S * 12/2018 Kahn D14/240
2006/0087805 A1 * 4/2006 Massih G06F 1/181
361/679.02

* cited by examiner

Primary Examiner — Sandra S Snapp
Assistant Examiner — Katherine Glennon
(74) *Attorney, Agent, or Firm* — COJK PLLC

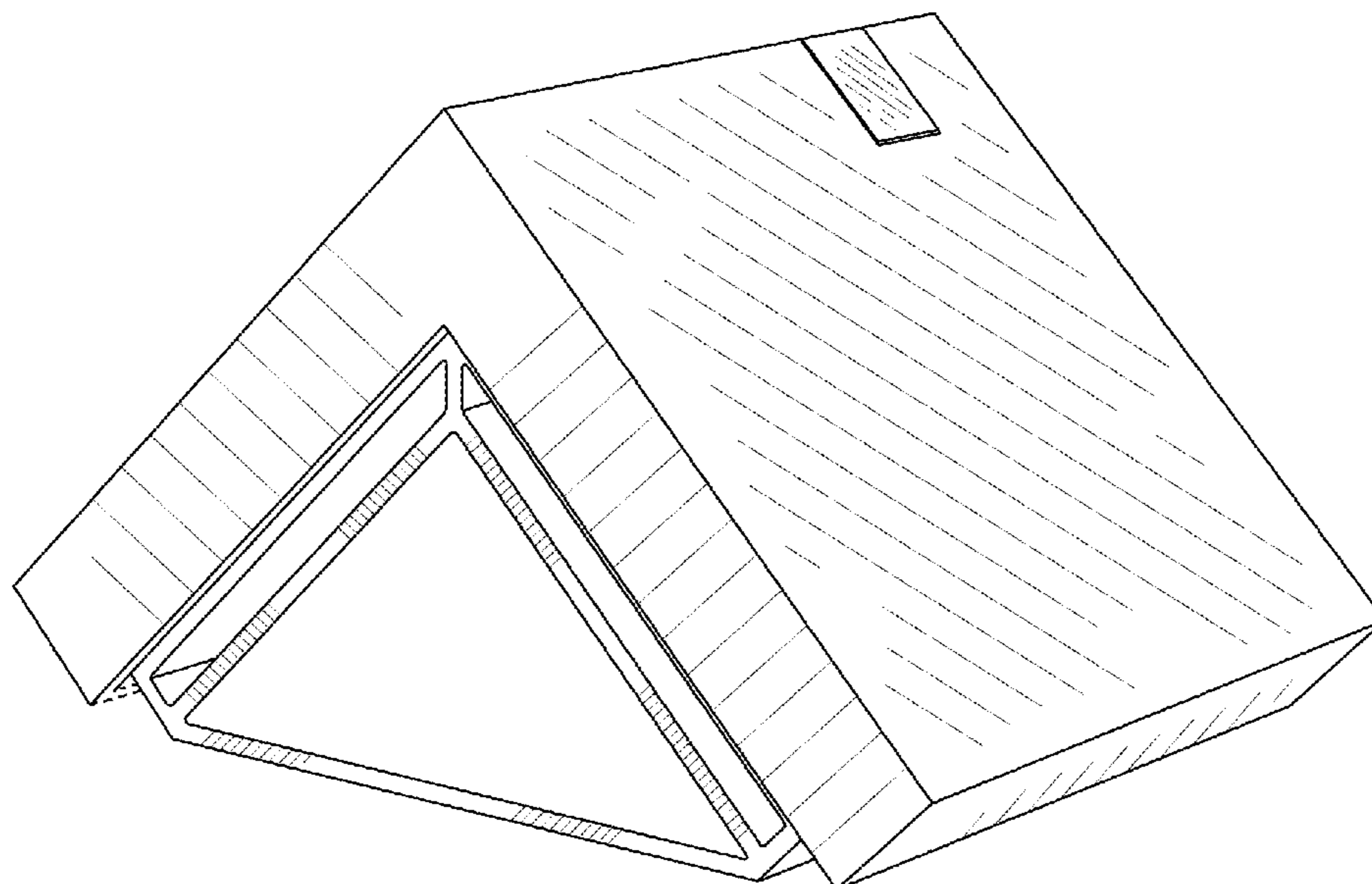
(57) **CLAIM**

The ornamental design for a secure private server, as shown and described.

DESCRIPTION

FIG. 1 shows a perspective view of a secure private server; FIG. 2 shows a front view of the secure private server of FIG. 1; FIG. 3 shows a back view of the secure private server of FIG. 1; FIG. 4 shows a left side view of the secure private server of FIG. 1; FIG. 5 shows a right side view of the secure private server of FIG. 1; FIG. 6 shows a top view of the secure private server of FIG. 1; and, FIG. 7 shows a bottom view of the secure private server of FIG. 1. The broken lines represent portions of a secure private server that form no part of the claimed design.

1 Claim, 7 Drawing Sheets



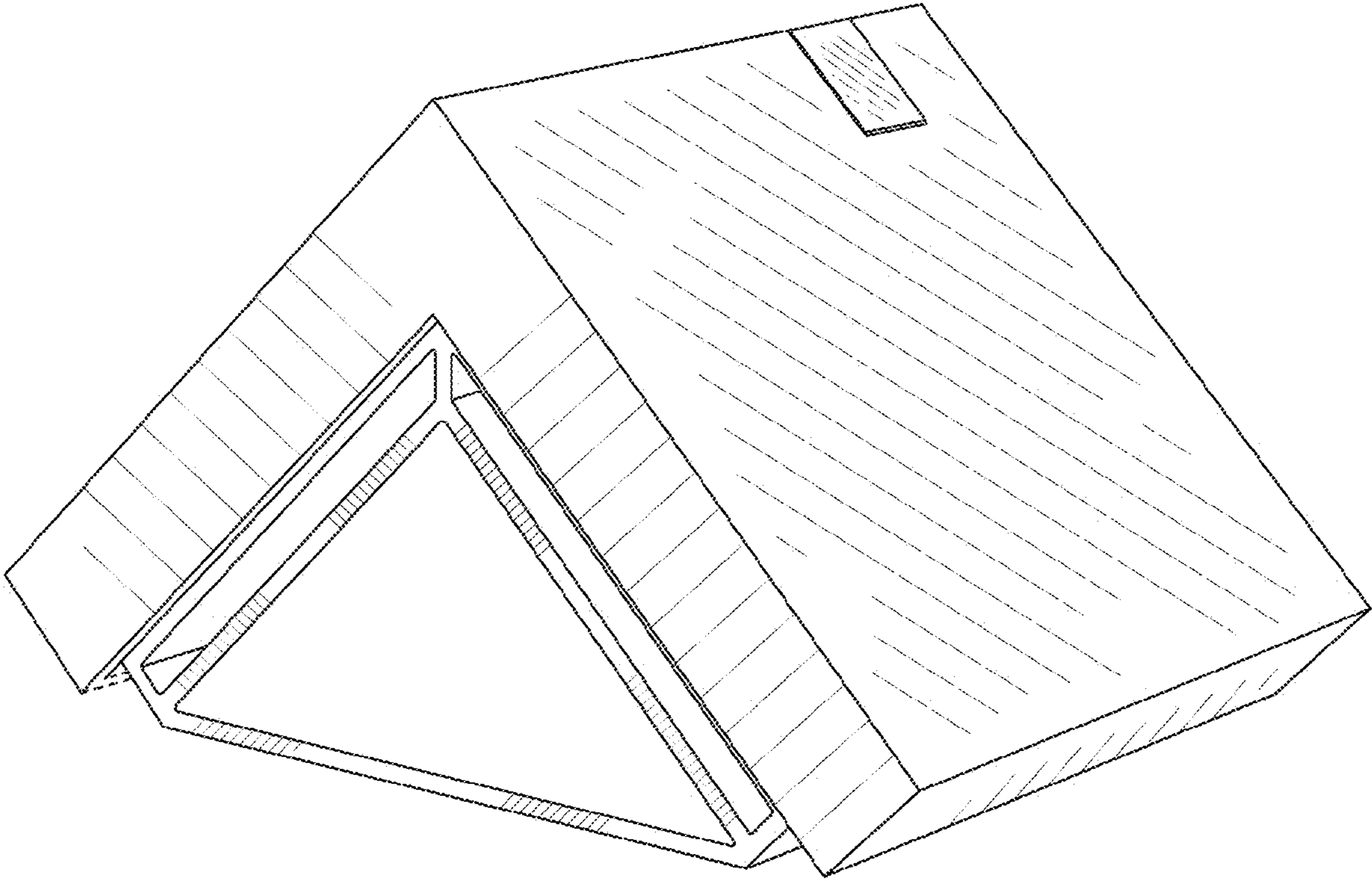


FIG. 1

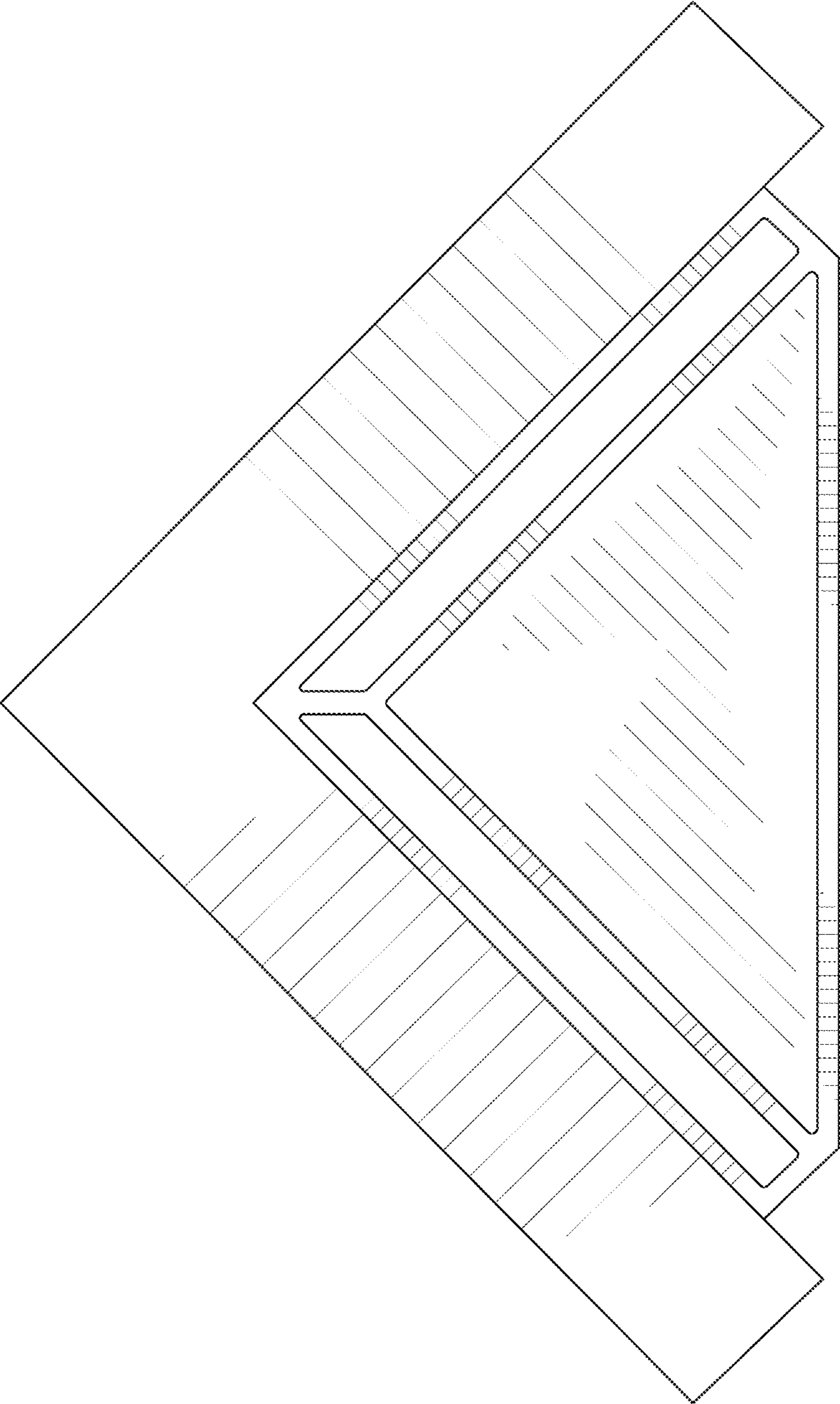


FIG. 2

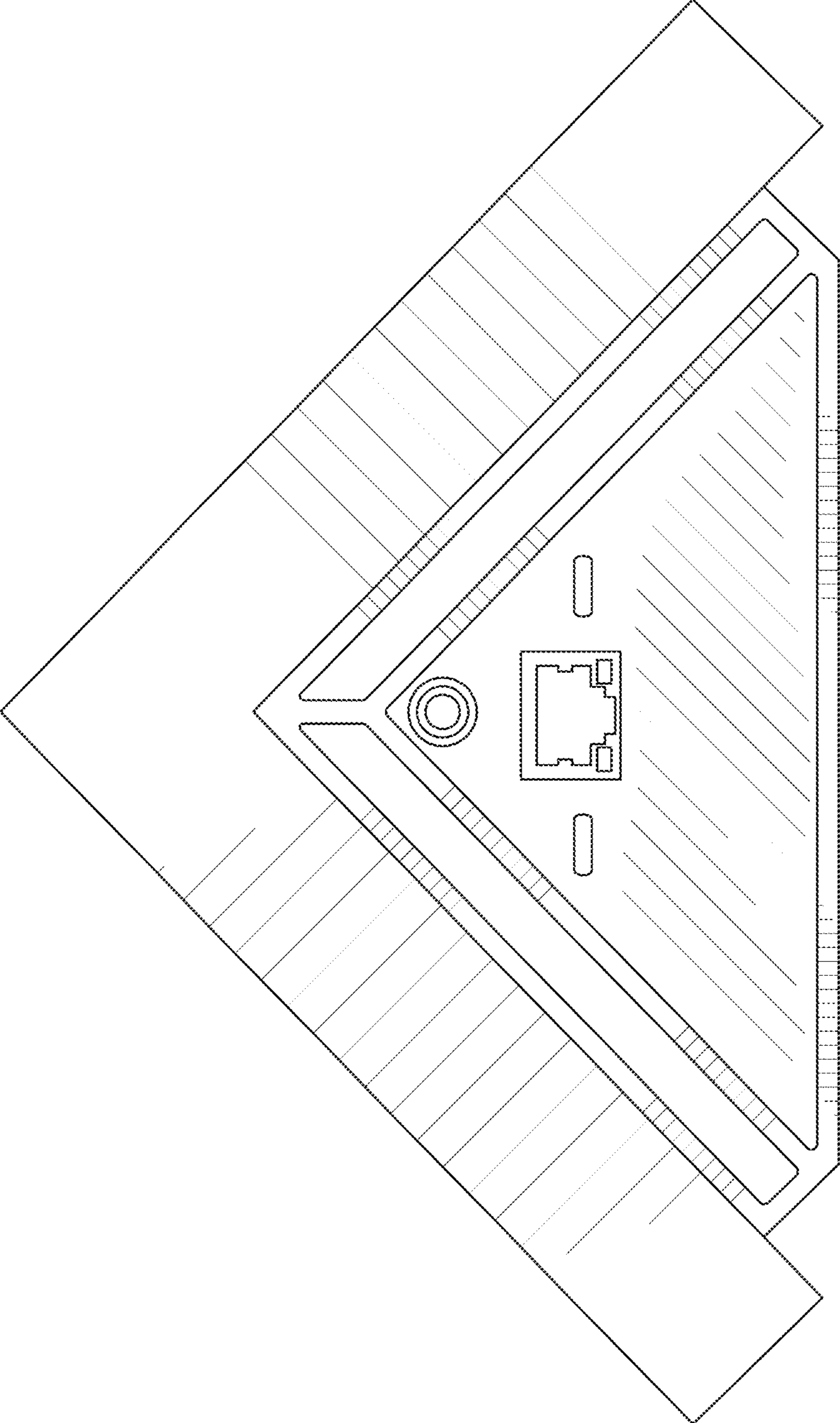


FIG. 3




FIG. 4

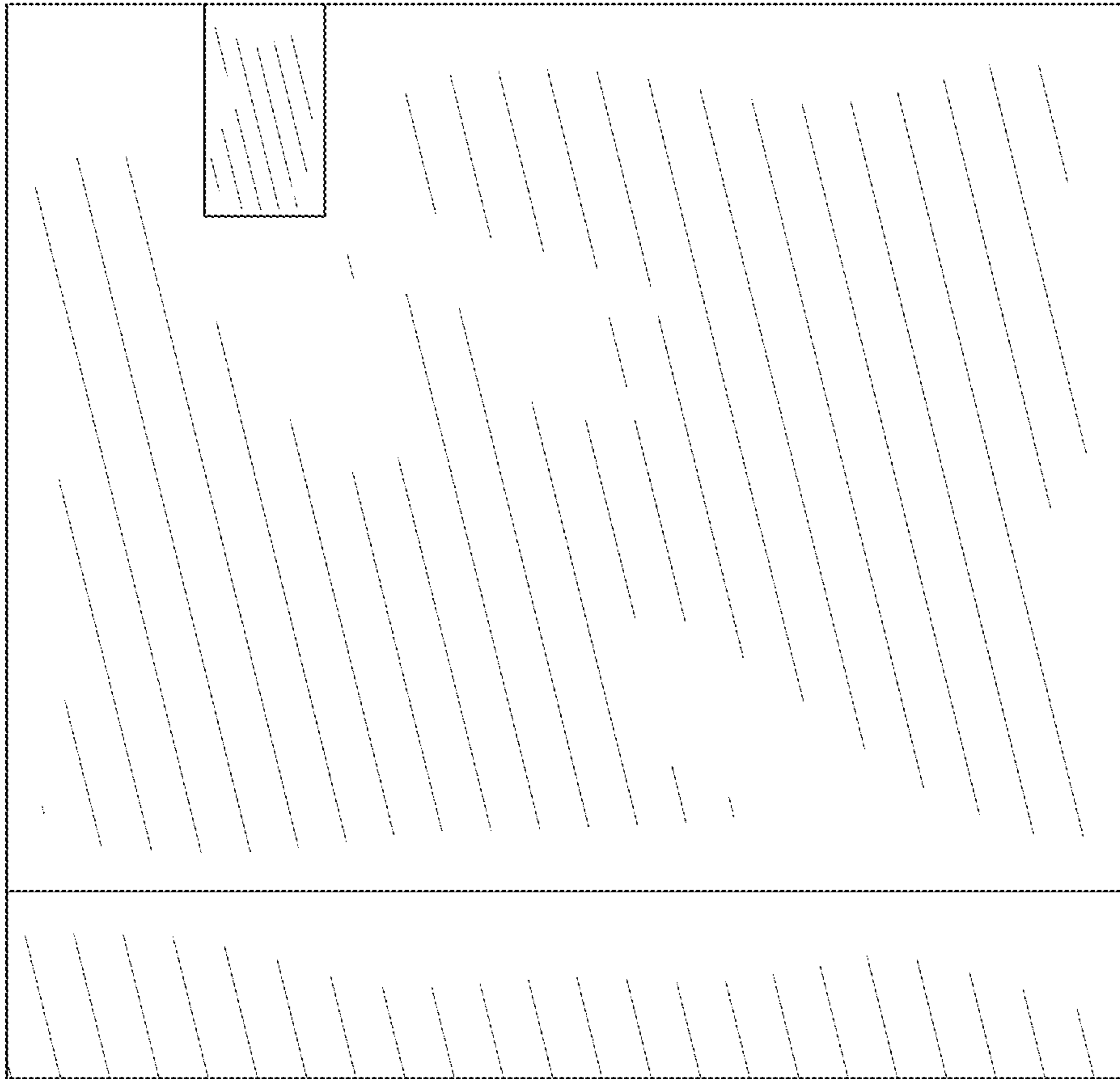


FIG. 5




FIG. 6




FIG. 7