

US00D890160S

(12) **United States Design Patent**  
**Heidrich**

(10) **Patent No.:** **US D890,160 S**

(45) **Date of Patent:** **\*\* Jul. 14, 2020**

(54) **FASTENING ELEMENT FOR A SMARTPHONE HOLDER**

(71) Applicant: **Daniel Heidrich**, Schönau-Berzdorf (DE)

(72) Inventor: **Daniel Heidrich**, Schönau-Berzdorf (DE)

(\*\*) Term: **15 Years**

(21) Appl. No.: **29/684,285**

(22) Filed: **Mar. 20, 2019**

(30) **Foreign Application Priority Data**

Sep. 20, 2018 (EM) ..... 005650306-0012

(51) **LOC (12) Cl.** ..... **14-03**

(52) **U.S. Cl.**  
USPC ..... **D14/253**

(58) **Field of Classification Search**  
USPC ..... D14/251–253 J, 440, 447; D12/415; D8/354  
CPC ..... F16M 13/00; F16M 2200/00  
See application file for complete search history.

(56) **References Cited**

**U.S. PATENT DOCUMENTS**

D391,628 S \* 3/1998 Carwile ..... D23/269  
D513,470 S \* 1/2006 Gillespie ..... D8/355

D560,660 S \* 1/2008 Brassard ..... D14/253  
D682,913 S \* 5/2013 Bentz ..... D16/235  
D704,199 S \* 5/2014 Byun ..... D14/447  
D733,691 S \* 7/2015 Wengreen ..... D14/239  
D789,186 S \* 6/2017 Sakai ..... D8/374  
D797,612 S \* 9/2017 Carter ..... D12/114  
D801,413 S \* 10/2017 Martin ..... D16/242  
D807,890 S \* 1/2018 Roberts ..... D14/440  
D825,643 S \* 8/2018 Wengreen ..... D16/242  
D855,442 S \* 8/2019 Won ..... D8/354  
D863,288 S \* 10/2019 Wu ..... D14/251  
D865,727 S \* 11/2019 Wengreen ..... D14/238.1  
D866,546 S \* 11/2019 Stillwell ..... D14/253

\* cited by examiner

*Primary Examiner* — Janice Hallmark

(74) *Attorney, Agent, or Firm* — Michael Soderman

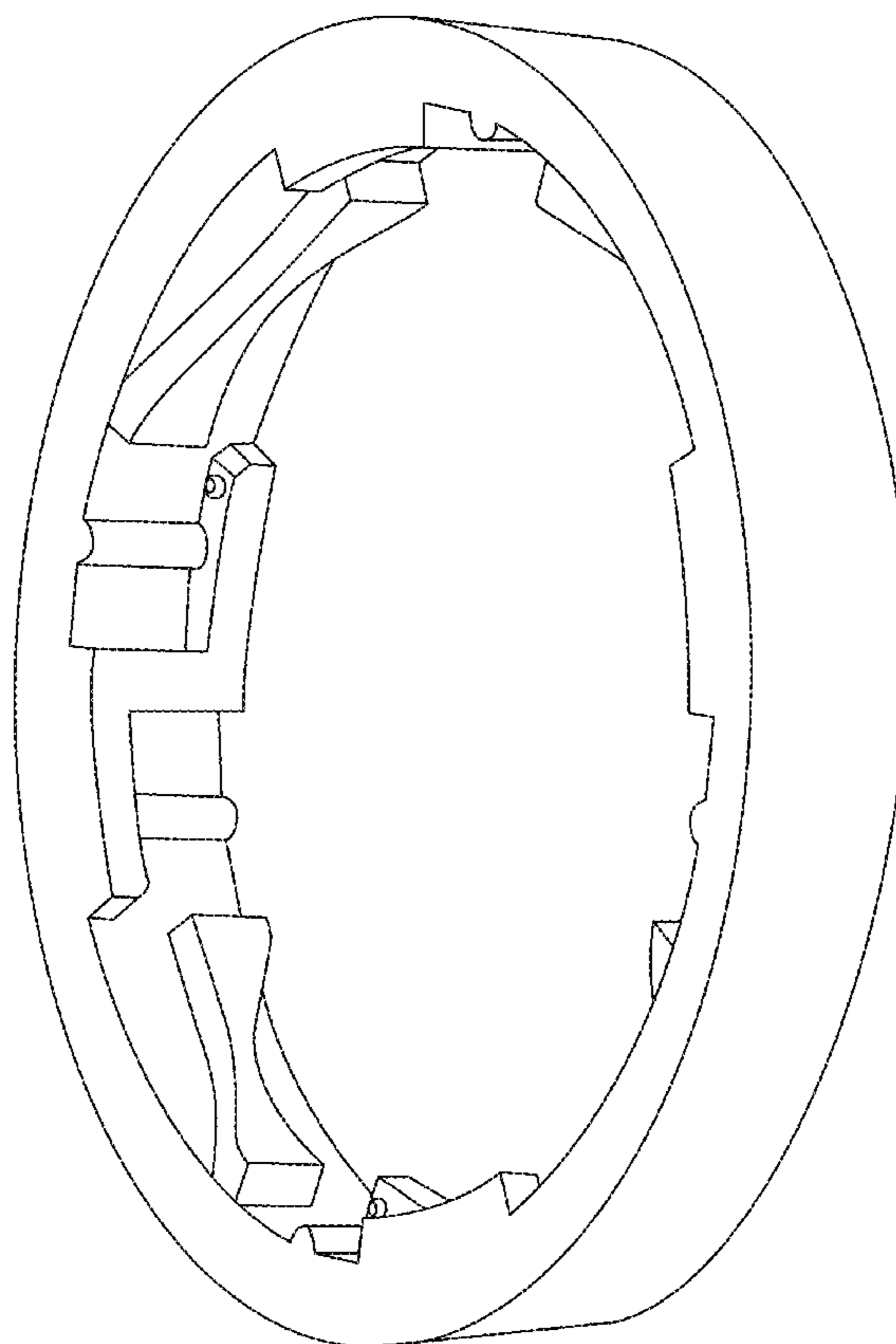
(57) **CLAIM**

The ornamental design for a fastening element for a smartphone holder, as shown.

**DESCRIPTION**

FIG. 1 is a top view of the smartphone holder showing the new design;  
FIG. 2 is a view of the smartphone holder in perspective at an angle from the top and side;  
FIG. 3 is a view of the smartphone holder in perspective at a different angle from the top and side; and,  
FIG. 4 is a view of the smartphone holder in perspective at an angle from the bottom and the side.

**1 Claim, 4 Drawing Sheets**



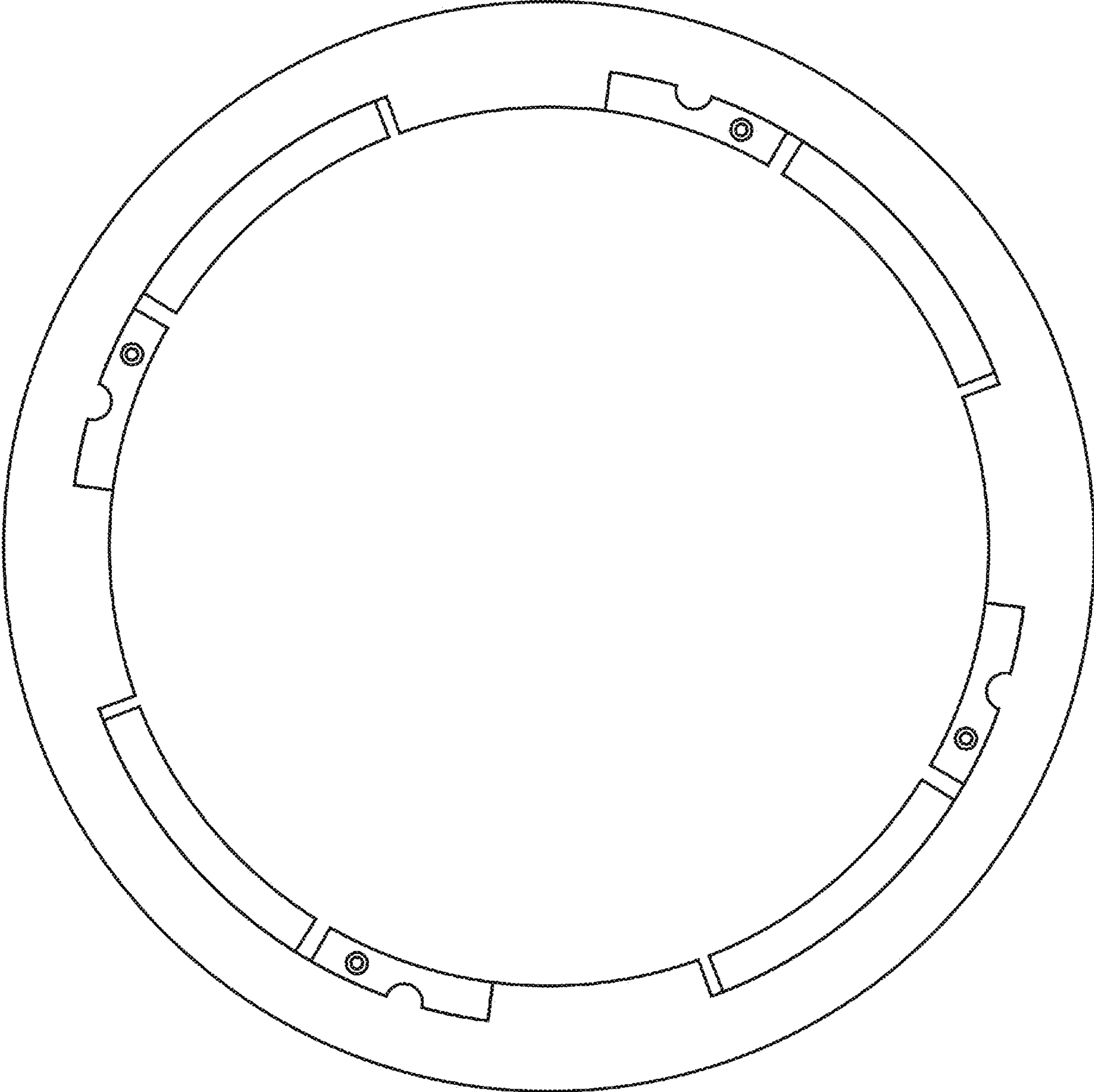


Fig. 1

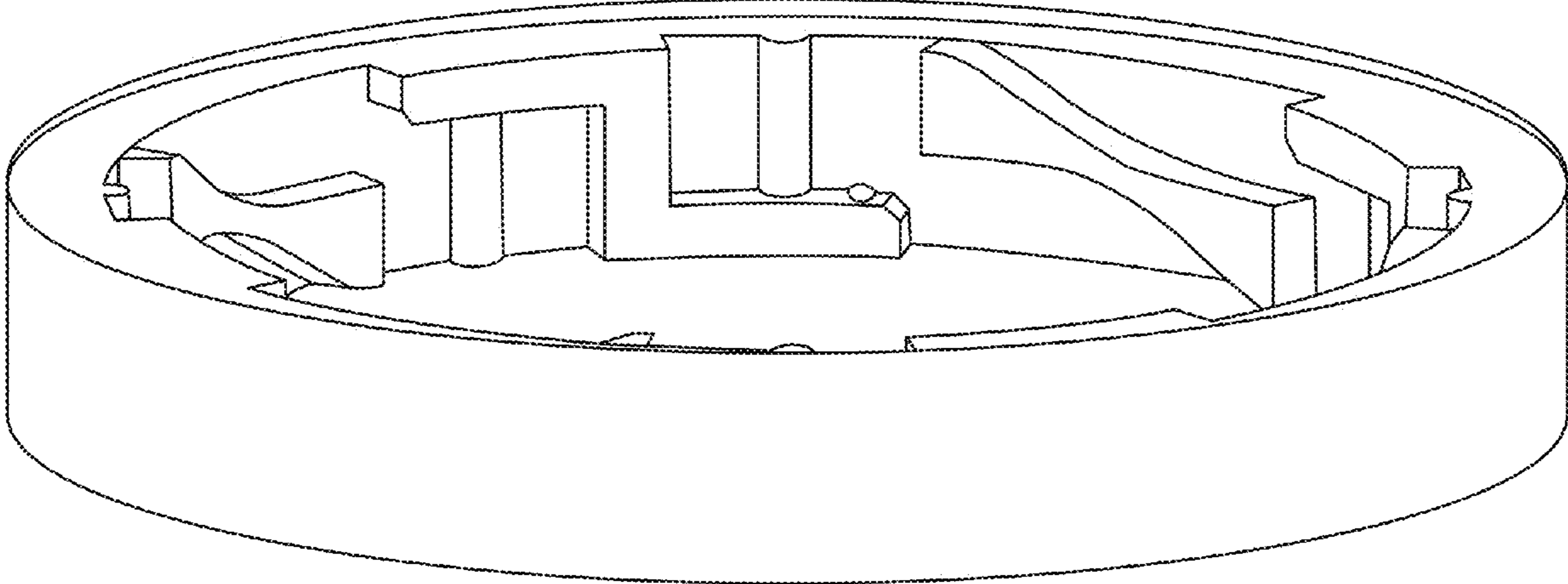


Fig. 2

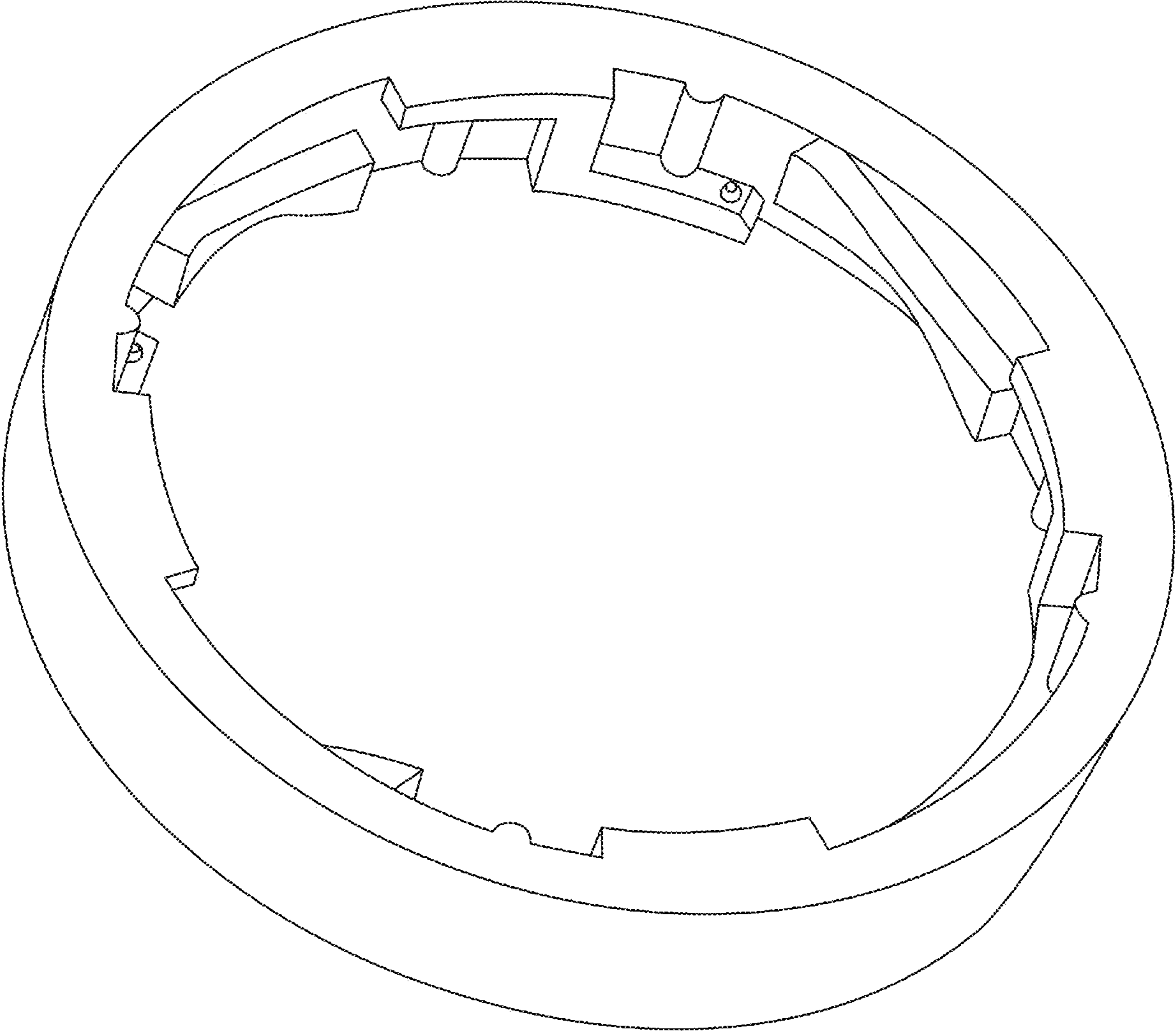


Fig. 3

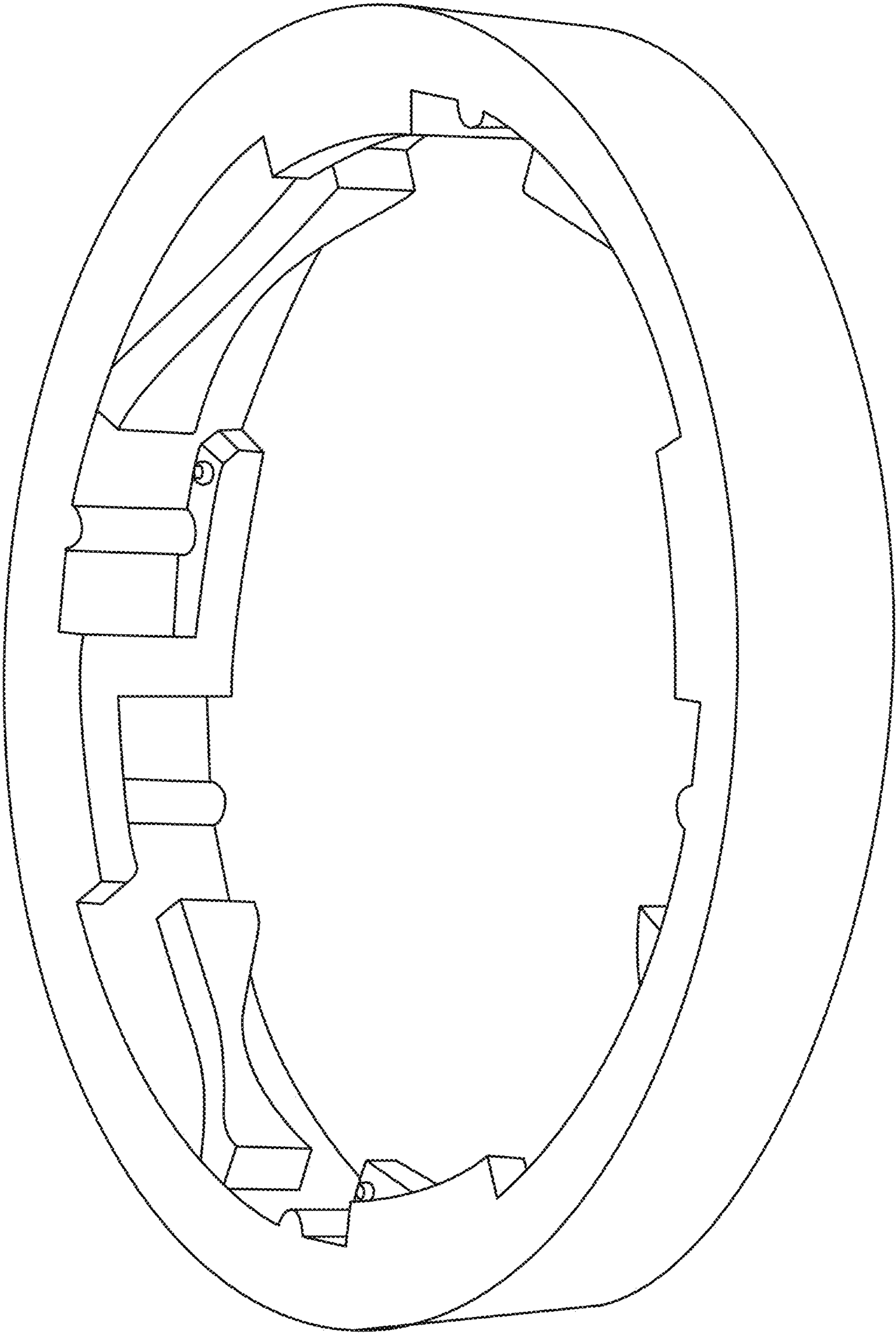


Fig. 4