



US00D890153S

(12) **United States Design Patent**  
**Kim et al.**

(10) **Patent No.:** **US D890,153 S**  
(45) **Date of Patent:** **\*\* Jul. 14, 2020**

(54) **MOBILE PHONE**

(71) Applicant: **HUAWEI TECHNOLOGIES CO., LTD.**, Shenzhen (CN)

(72) Inventors: **Joon Suh Kim**, Shenzhen (CN); **Ting Xu**, Shenzhen (CN); **Haibo Luo**, Shenzhen (CN); **Zhenqi Tang**, Shenzhen (CN); **Ying Zhao**, Shenzhen (CN)

(73) Assignee: **HUAWEI TECHNOLOGIES CO., LTD.**, Shenzhen (CN)

(\*\*) Term: **15 Years**

(21) Appl. No.: **29/664,457**

(22) Filed: **Sep. 25, 2018**

(30) **Foreign Application Priority Data**

Mar. 26, 2018 (CN) ..... 2018 3 0114906

(51) **LOC (12) Cl.** ..... **14-03**

(52) **U.S. Cl.**  
USPC ..... **D14/248**; D14/138 C

(58) **Field of Classification Search**  
USPC ..... D14/138 G, 138 AD, 248, 138 R,  
D14/138 AA, 138 AB, 138 AC, 138 C,  
D14/371, 374, 247  
CPC .... H04M 1/02; H04M 1/0279; H04M 1/0202;  
H04M 1/0283; H04M 1/0268  
See application file for complete search history.

(56) **References Cited**

**U.S. PATENT DOCUMENTS**

D569,830 S \* 5/2008 Kwak ..... D14/138 AD  
D590,384 S \* 4/2009 McPhail ..... D14/248  
D590,822 S \* 4/2009 Leith ..... D14/248  
D596,605 S \* 7/2009 Son ..... D14/138 AC  
D692,419 S \* 10/2013 Rayner ..... D14/250

D697,507 S \* 1/2014 Yu ..... D14/341  
D715,282 S \* 10/2014 Chang ..... D14/248  
D739,371 S \* 9/2015 Seo ..... D14/138 G  
D740,265 S \* 10/2015 Joung ..... D14/248  
D786,214 S \* 5/2017 Kwon ..... D14/138 G  
D788,731 S \* 6/2017 Park ..... D14/138 C  
D798,835 S \* 10/2017 Kim ..... D14/138 G  
D803,176 S \* 11/2017 Cho ..... D14/138 G  
D817,314 S \* 5/2018 Kwon ..... D14/248  
D819,591 S \* 6/2018 Kwon ..... D14/138 G  
D829,186 S \* 9/2018 Kim ..... D14/138 G  
D829,677 S \* 10/2018 Kim ..... D14/138 G  
D831,625 S \* 10/2018 Cho ..... D14/248

(Continued)

**FOREIGN PATENT DOCUMENTS**

CN 302949321 S 9/2014  
CN 303792992 S 8/2016

(Continued)

*Primary Examiner* — Bridget L Eland

(74) *Attorney, Agent, or Firm* — Kilpatrick Townsend & Stockton LLP

(57) **CLAIM**


The ornamental design for a mobile phone, as shown and described.

**DESCRIPTION**

FIG. 1 is a rear perspective view of a mobile phone showing our new design;  
FIG. 2 is a front view thereof;  
FIG. 3 is a rear view thereof;  
FIG. 4 is a left side view thereof;  
FIG. 5 is a right side view thereof;  
FIG. 6 is a top view thereof; and,  
FIG. 7 is a bottom view thereof.

The broken line showing of portions of the mobile phone in FIGS. 1 through 7 represents environmental structure and forms no part of the claimed design.

**1 Claim, 7 Drawing Sheets**



(56)

**References Cited**

U.S. PATENT DOCUMENTS

D832,829 S \* 11/2018 Kwon ..... D14/248  
D834,550 S \* 11/2018 Ryu ..... D14/138 G  
D834,552 S \* 11/2018 Ryu ..... D14/138 G  
D835,597 S \* 12/2018 Lee ..... G06F 1/1686  
D14/138 G  
D837,175 S \* 1/2019 Ryu ..... D14/138 G  
D849,708 S \* 5/2019 Park ..... D14/138 G  
D854,528 S \* 7/2019 Ryu ..... D14/248  
D855,043 S \* 7/2019 Ryu ..... D14/248  
D863,245 S \* 10/2019 Yuan ..... D14/138 G  
D867,350 S \* 11/2019 Park ..... D14/248  
2017/0289324 A1 \* 10/2017 Yeo ..... G06F 1/1637  
2018/0196475 A1 \* 7/2018 Bao ..... G06F 1/1637

FOREIGN PATENT DOCUMENTS

CN 303870774 S 9/2016  
CN 303988009 S 12/2016  
CN 304203814 S 7/2017  
CN 304220954 S 7/2017  
CN 304270691 S 9/2017  
CN 304414685 S 12/2017  
CN 304494157 S 2/2018  
JP D1574816 S 4/2017

\* cited by examiner

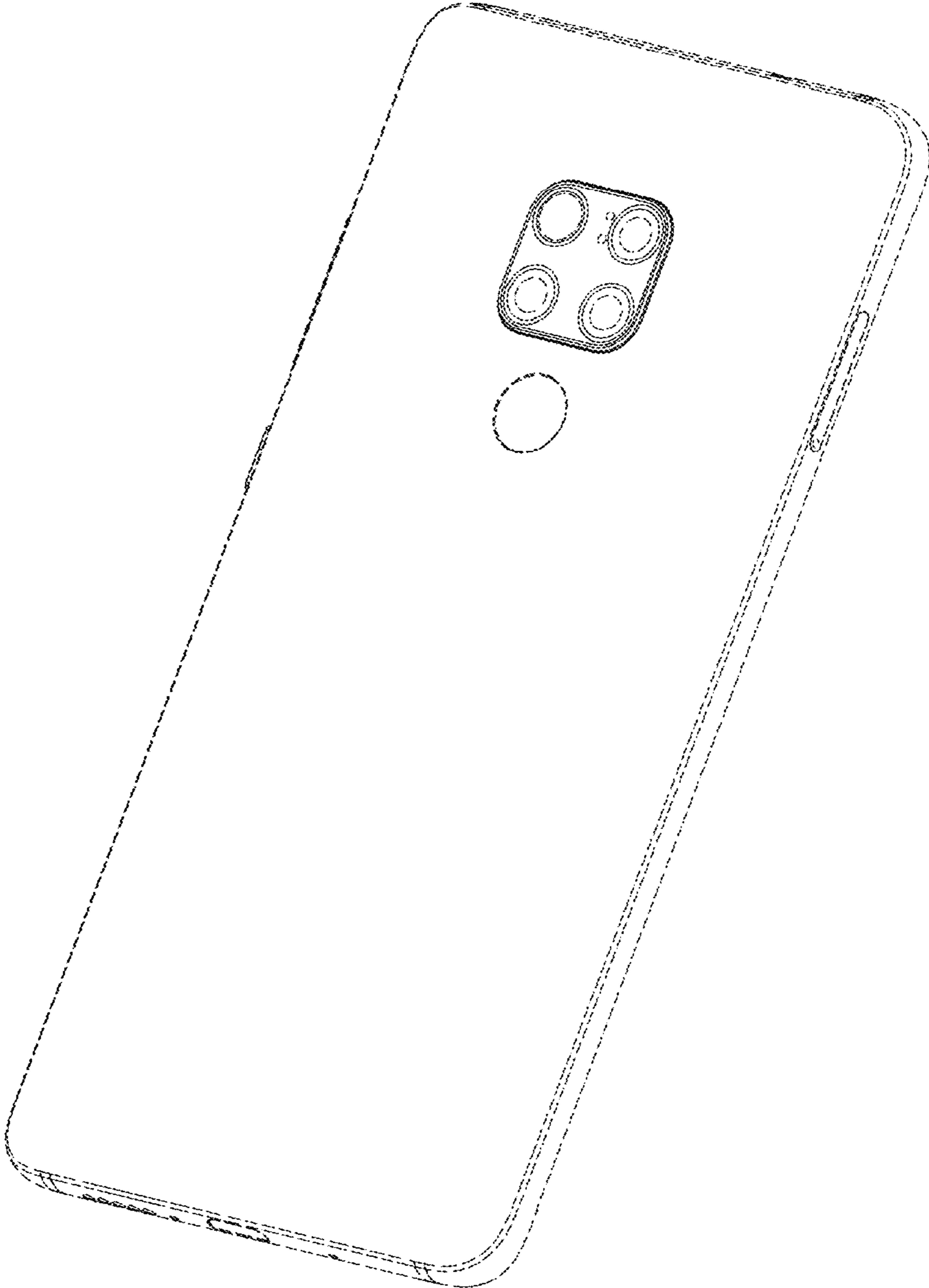


FIG. 1




FIG. 2




FIG. 3




FIG. 4




FIG. 5



FIG. 6



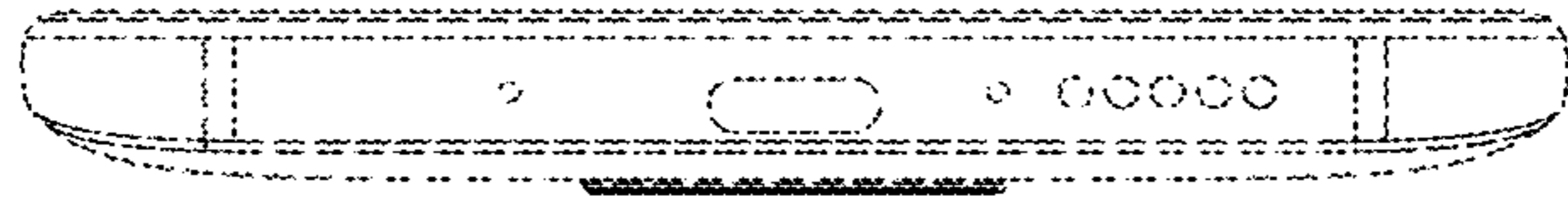


FIG. 7