



US00D890152S

(12) **United States Design Patent** (10) **Patent No.:** **US D890,152 S**
Yi et al. (45) **Date of Patent:** **** *Jul. 14, 2020**

(54) **DISPLAY MODULE FOR SMART PHONE**

(71) Applicant: **LG Display Co., Ltd.**, Seoul (KR)

(72) Inventors: **HoChun Yi**, Seoul (KR); **YongBum Kim**, Seoul (KR); **KiHwan Son**, Seoul (KR); **Ilup Yoon**, Seoul (KR); **Kyungju Kim**, Seoul (KR); **Dong Jin Seo**, Seoul (KR)

(73) Assignee: **LG Display Co., Ltd.**, Seoul (KR)

(*) Notice: This patent is subject to a terminal disclaimer.

(**) Term: **15 Years**

(21) Appl. No.: **29/664,135**

(22) Filed: **Sep. 21, 2018**

(30) **Foreign Application Priority Data**

Mar. 22, 2018 (KR) 30-2018-0013842

(51) **LOC (12) Cl.** **14-03**

(52) **U.S. Cl.**
USPC **D14/248**

(58) **Field of Classification Search**
USPC D14/248, 138 G, 138 AD
CPC H04M 1/02; H04M 1/0202; H04M 1/0266;
H04M 2250/22; G06F 1/1626; G06F
3/041
See application file for complete search history.

(56) **References Cited**

U.S. PATENT DOCUMENTS

- D489,072 S * 4/2004 Nishioka D14/448
- D577,704 S * 9/2008 Park D14/138 AD
- D647,106 S * 10/2011 Akana D14/203.3
- D659,163 S * 5/2012 Akana D14/203.3
- D665,762 S * 8/2012 Fujimura D14/138 G

- D668,652 S * 10/2012 Kim D14/138 G
- D682,803 S * 5/2013 Lee D14/138 G
- D688,218 S * 8/2013 Lee D14/138 G
- D696,221 S * 12/2013 Lee D14/138 G
- D738,843 S * 9/2015 Yoon D14/138 G
- D744,992 S * 12/2015 Lee D14/248
- D765,068 S * 8/2016 Min D14/248
- D783,557 S * 4/2017 Lee D14/138 G
- D791,096 S * 7/2017 Hu D14/138 G
- D793,376 S * 8/2017 Kwon D14/248
- D794,005 S * 8/2017 Kwon D14/248
- D796,496 S * 9/2017 Lee D14/248
- D802,553 S * 11/2017 Berneth D14/138 G

(Continued)

FOREIGN PATENT DOCUMENTS

- CN 305032057 * 2/2019
- KR 300945398.0000 * 2/2018

(Continued)

Primary Examiner — Bridget L Eland

(74) *Attorney, Agent, or Firm* — Birch, Stewart, Kolasch & Birch, LLP


(57) **CLAIM**

The ornamental design for a display module for smart phone, as shown and described.

DESCRIPTION

FIG. 1 is a front, left perspective view of the display module for smart phone showing our new design;
 FIG. 2 is a front view thereof;
 FIG. 3 is a rear view thereof;
 FIG. 4 is a right side view thereof;
 FIG. 5 is a left side view thereof;
 FIG. 6 is a top plan view thereof;
 FIG. 7 is a bottom view thereof;
 FIG. 8 is a front, right perspective view thereof, shown in an alternate state; and,
 FIG. 9 is another front, left perspective view thereof, shown in an alternate state.

1 Claim, 7 Drawing Sheets



(56)

References Cited

U.S. PATENT DOCUMENTS

D814,452 S * 4/2018 Kwon D14/248
D817,314 S * 5/2018 Kwon D14/248
D832,829 S * 11/2018 Kwon D14/248
10,203,433 B2 * 2/2019 Yoon G02B 5/045
D859,382 S * 9/2019 Yi D14/248
D859,383 S * 9/2019 Yi D14/248
D863,307 S * 10/2019 Yi D14/432
D863,308 S * 10/2019 Yi D14/432
D876,415 S * 2/2020 Yi D14/248

FOREIGN PATENT DOCUMENTS

KR 300945399.0000 * 2/2018
KR 300945400.0000 * 2/2018
KR 300977675.0000 * 10/2018

* cited by examiner

FIG. 1




FIG. 2




FIG. 3




FIG. 4



FIG. 5



FIG. 6



FIG. 7



FIG. 8

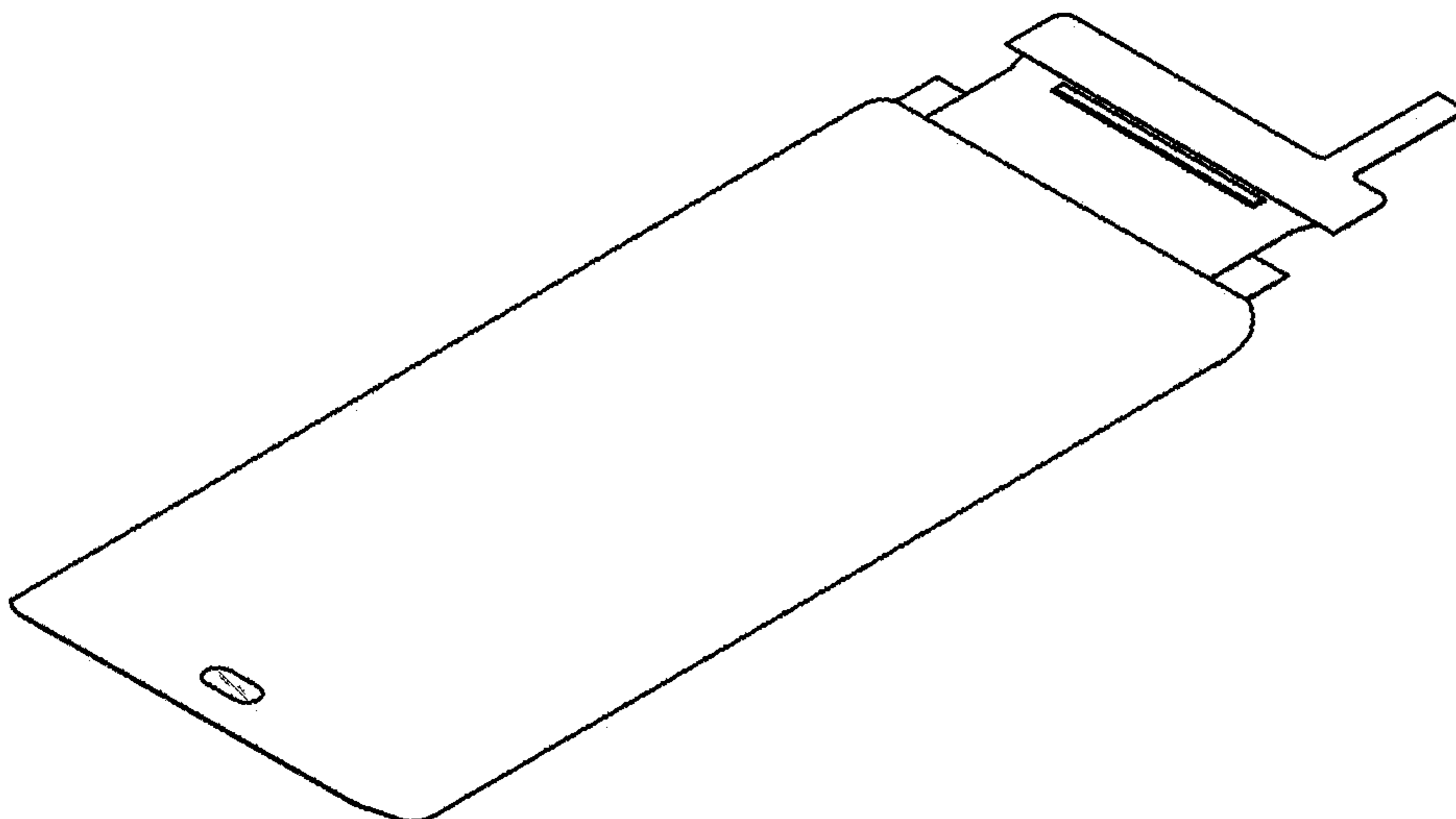


FIG. 9

