



US00D890149S

(12) **United States Design Patent**
Yang

(10) **Patent No.:** **US D890,149 S**

(45) **Date of Patent:** **** Jul. 14, 2020**

- (54) **ANTENNA BRACKET**
- (71) Applicant: **Shenzhen Antop Technology Limited**,
Shenzhen (CN)
- (72) Inventor: **Ruidian Yang**, Shenzhen (CN)
- (73) Assignee: **SHENZHEN ANTOP TECHNOLOGY LIMITED**, Shenzhen (CN)
- (**) Term: **15 Years**
- (21) Appl. No.: **29/615,617**
- (22) Filed: **Aug. 30, 2017**
- (51) **LOC (12) Cl.** **14-03**
- (52) **U.S. Cl.**
USPC **D14/238**
- (58) **Field of Classification Search**
USPC D8/354, 353, 349, 363, 380, 381;
D14/230-238, 229, 238.1, 299, 433, 496
CPC H01Q 7/00; H01Q 13/10; H01Q 9/285;
H01Q 19/30; H01Q 19/12; H01Q 1/38
See application file for complete search history.

D823,287 S *	7/2018	Yang	D14/238
D827,621 S *	9/2018	Little	D14/230
D837,188 S *	1/2019	Yang	D14/230
D843,982 S *	3/2019	Yang	D14/230
D864,172 S *	10/2019	Yang	D14/230
D865,725 S *	11/2019	Yang	D14/230
2014/0043205 A1 *	2/2014	Lam	H01Q 1/08 343/872

* cited by examiner

Primary Examiner — Keli L Hill

Assistant Examiner — Harold E Blackwell, II

(74) *Attorney, Agent, or Firm* — Muncy, Geissler, Olds & Lowe, P.C.

(57) **CLAIM**


The ornamental design for an antenna bracket, as shown and described.

DESCRIPTION

FIG. 1 is a left side view of an antenna bracket showing my new design;
 FIG. 2 is a right side view thereof;
 FIG. 3 is a front elevational view thereof;
 FIG. 4 is a rear elevational view thereof;
 FIG. 5 is a top plan view thereof;
 FIG. 6 is a bottom plan view thereof;
 FIG. 7 is a front, right, top perspective view thereof;
 FIG. 8 is a rear, left, top perspective view thereof; and
 FIG. 9 is a front, top perspective view thereof.

1 Claim, 9 Drawing Sheets

- (56) **References Cited**
U.S. PATENT DOCUMENTS
D697,059 S * 1/2014 Miller D14/230
D805,478 S * 12/2017 Song D13/126
D815,622 S * 4/2018 Yang D14/230






FIG. 1




FIG. 2




FIG. 3




FIG. 4



FIG. 5




FIG. 6



FIG. 7




FIG. 8




FIG. 9