



US00D890146S

(12) **United States Design Patent**
Montgomery et al.

(10) **Patent No.:** **US D890,146 S**
(45) **Date of Patent:** **** Jul. 14, 2020**

- (54) **ANTENNA**
- (71) Applicant: **Airgain Incorporated**, San Diego, CA (US)
- (72) Inventors: **Mark Montgomery**, Melbourne Beach, FL (US); **Devis Jellici**, Cambridge (GB); **Bei Zheng**, Zhang Jia Gang (CN)
- (73) Assignee: **Airgain Incorporated**, San Diego, CA (US)
- (**) Term: **15 Years**
- (21) Appl. No.: **29/700,753**
- (22) Filed: **Aug. 5, 2019**

- 7,215,296 B2 † 5/2007 Abramov H01Q 3/24 343/83
- D546,821 S † 7/2007 Oliver D14/23
- D549,696 S † 8/2007 Oshima D14/23
- 7,333,067 B2 † 2/2008 Hung H01Q 1/36 343/70
- 7,336,959 B2 † 2/2008 Khitrik H04L 12/28 455/43
- D573,589 S † 7/2008 Montgomery D14/23
- 7,405,704 B1 † 7/2008 Lin H01Q 1/2266 343/70
- 7,477,195 B2 † 1/2009 Vance H01Q 9/0457 343/70
- D592,195 S † 5/2009 Wu D14/23
- 7,570,215 B2 † 8/2009 Abramov H01Q 3/242 343/70
- D599,334 S † 9/2009 Chiang D14/23
- D606,053 S † 12/2009 Wu D14/23

(Continued)

Related U.S. Application Data

- (62) Division of application No. 29/615,962, filed on Aug. 31, 2017, now Pat. No. Des. 857,671.
- (51) **LOC (12) Cl.** **14-03**
- (52) **U.S. Cl.**
USPC **D14/230**
- (58) **Field of Classification Search**
USPC D14/230-238, 238.1, 299, 343; D13/182
CPC H01Q 7/00; H01Q 13/10; H01Q 9/285;
H01Q 19/30; H01Q 19/12; H01Q 1/36;
H01Q 1/38; H04B 1/0475; H04B 1/034;
H05K 11/00; G05D 1/0234; G06K
19/07749
See application file for complete search history.

References Cited

U.S. PATENT DOCUMENTS

- 7,061,437 B2 † 6/2006 Lin H01Q 9/0421 343/70
- 7,148,849 B2 † 12/2006 Lin H01Q 1/243 343/70

Primary Examiner — Jeffrey D Asch

Assistant Examiner — Rebekah A Caruso

(74) *Attorney, Agent, or Firm* — Clause Eight IPS; Michael Catania

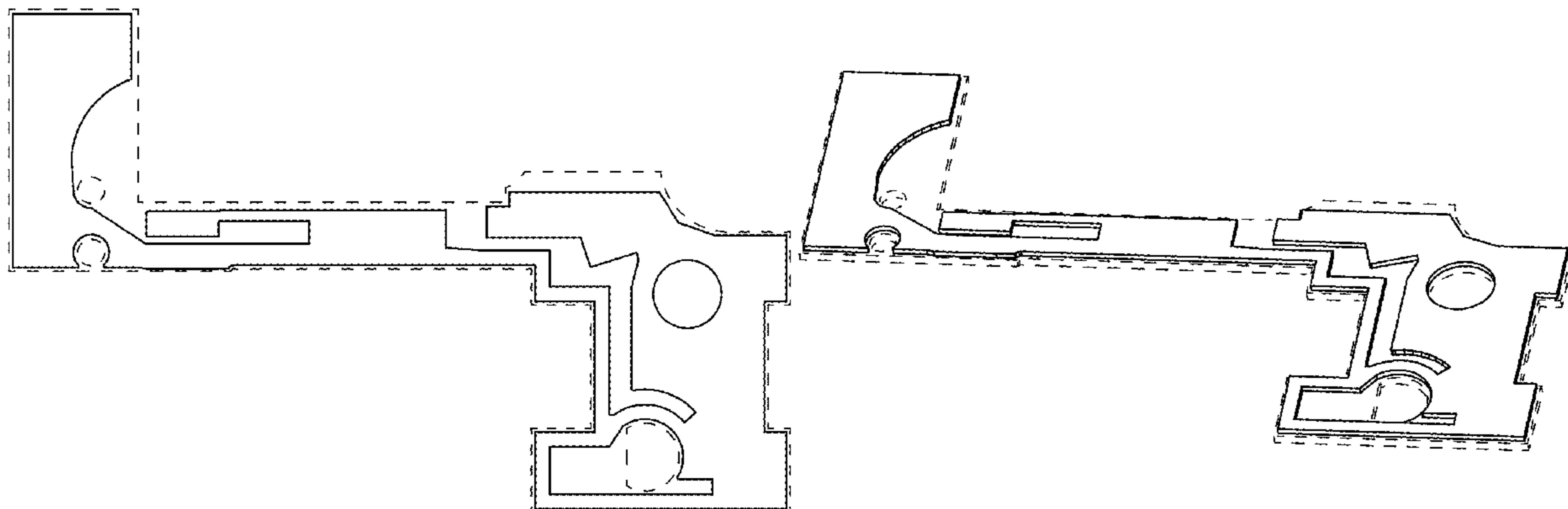
(57) **CLAIM**

The ornamental design for an antenna, as shown and described.

DESCRIPTION

FIG. 1 is a top plan view of an antenna, showing our new design;
 FIG. 2 is a front elevation view thereof;
 FIG. 3 is a bottom plan view thereof;
 FIG. 4 is a top perspective view thereof;
 FIG. 5 is a top plan view thereof, with the broken line environment not shown; and,
 FIG. 6 is a front elevation view thereof, with the broken line environment not shown.
 The broken lines show environment only and form no part of the claimed design.

1 Claim, 4 Drawing Sheets



(56)

References Cited

U.S. PATENT DOCUMENTS

D607,442 S ‡	1/2010	Su	D14/23	D706,751 S ‡	6/2014	Chang	D14/23
D608,769 S ‡	1/2010	Bufe	D14/23	D708,602 S ‡	7/2014	Gosalia	D14/23
D612,368 S ‡	3/2010	Yang	D14/23	D709,053 S ‡	7/2014	Chang	D14/23
7,705,783 B2 ‡	4/2010	Rao	H01Q 1/243 343/70	D710,832 S ‡	8/2014	Yang	D14/23
7,729,662 B2 ‡	6/2010	Abramov	H04B 7/0408 370/33	D710,833 S ‡	8/2014	Zheng	D14/23
D621,819 S ‡	8/2010	Tsai	D14/23	8,854,265 B1 ‡	10/2014	Yang	H01Q 9/045 343/70
7,843,390 B2 ‡	11/2010	Liu	H01Q 9/42 343/70	D716,775 S ‡	11/2014	Bidermann	D14/23
D633,483 S ‡	3/2011	Su	D14/23	D741,301 S ‡	10/2015	He	D14/230
D635,126 S *	3/2011	Tsai	D14/230	D750,049 S *	2/2016	Podduturi	D14/230
D635,127 S *	3/2011	Tsai	D14/230	D772,849 S *	11/2016	Chen	D14/230
7,907,971 B2 ‡	3/2011	Salo	H04B 1/1027 455/56	D778,881 S *	2/2017	Zheng	D14/230
D635,560 S ‡	4/2011	Tsai	14/23	D779,463 S *	2/2017	Zheng	D14/230
D635,963 S ‡	4/2011	Podduturi	D14/23	D781,823 S *	3/2017	Chang	D14/230
D635,964 S ‡	4/2011	Podduturi	D14/23	D784,303 S *	4/2017	Zheng	D14/230
D635,965 S ‡	4/2011	Mi	D14/23	D784,965 S ‡	4/2017	Chang	D14/230
D636,382 S ‡	4/2011	Podduturi	D14/23	D795,846 S *	8/2017	Chang	D14/230
7,965,242 B2 ‡	6/2011	Abramov	H01Q 1/521 343/70	D798,276 S ‡	9/2017	Zheng	D14/230
D649,962 S ‡	12/2011	Tseng	D14/23	D799,457 S *	10/2017	Chang	D14/230
D651,198 S *	12/2011	Mi	D14/230	D807,334 S *	1/2018	Iellici	D14/230
D654,058 S *	2/2012	Mi	D14/230	D826,911 S *	8/2018	Wang	D14/230
D654,059 S *	2/2012	Mi	D14/230	D832,241 S *	10/2018	He	D14/230
D654,060 S ‡	2/2012	Ko	D14/23	D837,770 S *	1/2019	Schulteis	D14/230
D654,061 S *	2/2012	Tseng	D14/230	D838,260 S *	1/2019	Chang	D14/230
D654,062 S *	2/2012	Ko	D14/230	2002/0003499 A1 ‡	1/2002	Kouam	H01Q 1/243 343/70
D658,639 S ‡	5/2012	Huang	D14/23	2004/0222936 A1 ‡	11/2004	Hung	H01Q 1/38 343/79
D659,129 S ‡	5/2012	Mi	D14/23	2005/0073462 A1 ‡	4/2005	Lin	G06F 1/1616 343/70
D659,685 S ‡	5/2012	Huang	D14/23	2005/0190108 A1 ‡	9/2005	Lin	H01Q 9/42 343/70
D659,688 S ‡	5/2012	Huang	D14/23	2006/0208900 A1 ‡	9/2006	Tavassoli Hozouri	G06K 19/07749 340/57
8,175,036 B2 ‡	5/2012	Visuri	H04L 1/1874 370/32	2007/0030203 A1 ‡	2/2007	Tsai	H01Q 9/42 343/70
8,184,601 B2 ‡	5/2012	Abramov	H01Q 3/24 370/31	2008/0150829 A1 ‡	6/2008	Lin	G06F 1/1616 343/86
D662,916 S *	7/2012	Huang	D14/230	2008/0246668 A1 ‡	10/2008	Qi	H01Q 1/243 343/702
8,248,970 B2 ‡	8/2012	Abramov	H04B 7/0617 370/26	2009/0002244 A1 ‡	1/2009	Woo	H01Q 1/38 343/70
D670,276 S *	11/2012	Mi	D14/230	2009/0058739 A1 ‡	3/2009	Konishi	G06F 1/1616 343/70
D671,097 S ‡	11/2012	Mi	D14/23	2009/0135072 A1 ‡	5/2009	Ke	H01Q 1/36 343/70
8,310,402 B2 ‡	11/2012	Yang	H01Q 1/38 343/70	2009/0262028 A1 ‡	10/2009	Mumbru	H01Q 5/371 343/70
D676,429 S ‡	2/2013	Gosalia	D14/23	2010/0188297 A1 ‡	7/2010	Chen	H01Q 1/243 343/70
D678,255 S ‡	3/2013	Ko	D14/23	2010/0309067 A1 ‡	12/2010	Tsou	H01Q 3/26 343/72
8,423,084 B2 ‡	4/2013	Abramov	H01Q 1/246 370/33	2011/0006950 A1 ‡	1/2011	Park	H01Q 9/0407 343/70
D684,565 S ‡	6/2013	Wei	D14/23	2012/0038514 A1 ‡	2/2012	Bang	H05K 1/16 343/70
D685,352 S ‡	7/2013	Wei	D14/23	2012/0229348 A1 ‡	9/2012	Chiang	H01Q 1/2266 343/70
D685,772 S ‡	7/2013	Zheng	D14/23	2012/0242546 A1 ‡	9/2012	Hu	H01Q 1/243 343/70
D686,600 S ‡	7/2013	Yang	D14/23				
D689,474 S ‡	9/2013	Yang	D14/23				
D692,870 S ‡	11/2013	He	D14/23				
D694,738 S ‡	12/2013	Yang	D14/23				
D695,279 S ‡	12/2013	Yang	D14/23				
D695,280 S ‡	12/2013	Yang	D14/23				
D703,195 S ‡	4/2014	Zheng	D14/23				
D703,196 S ‡	4/2014	Zheng	D14/23				
D706,247 S ‡	6/2014	Zheng	D14/23				
D706,750 S ‡	6/2014	Bringuiet	D14/23				

* cited by examiner

‡ imported from a related application

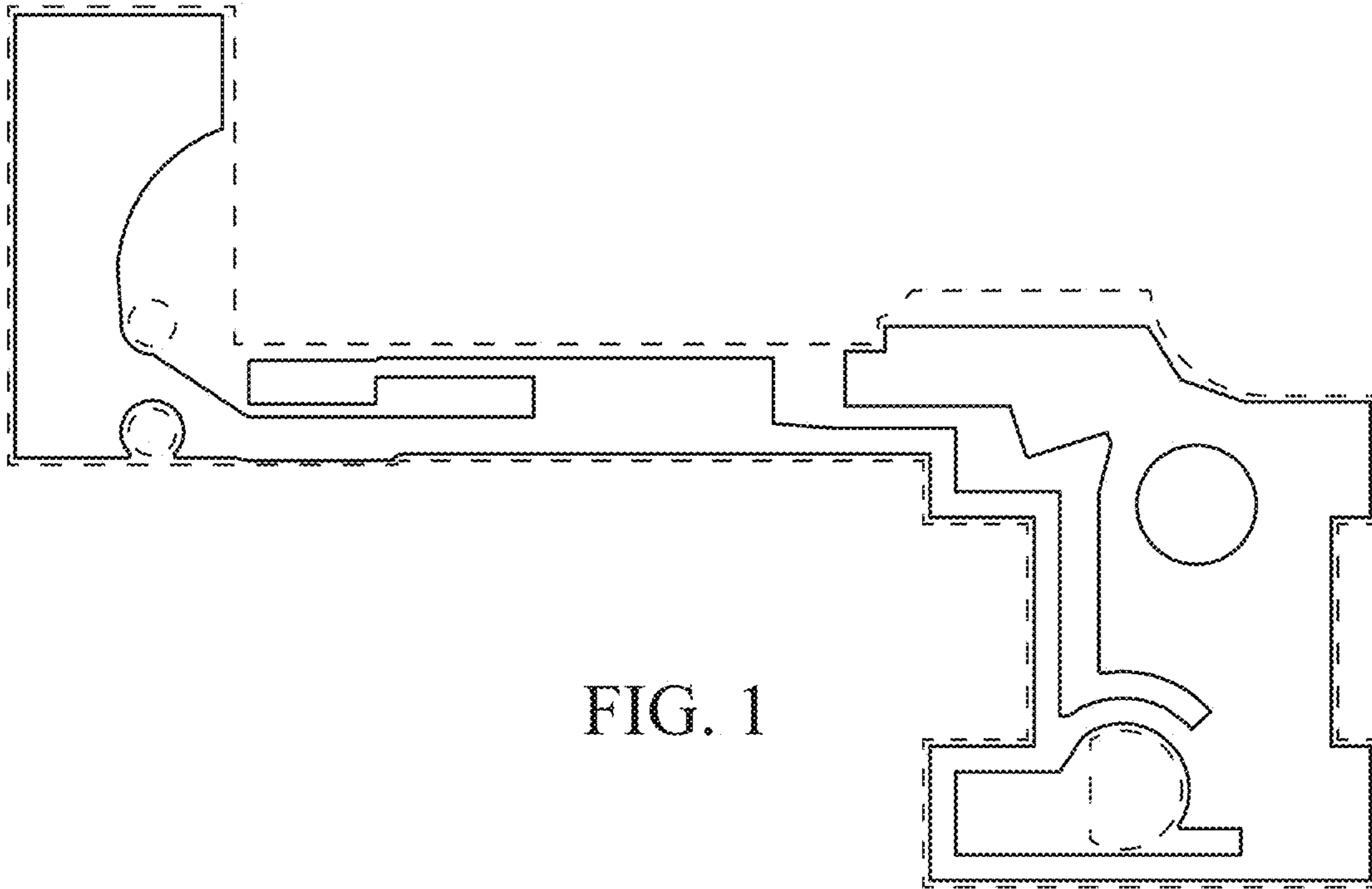


FIG. 1




FIG. 2

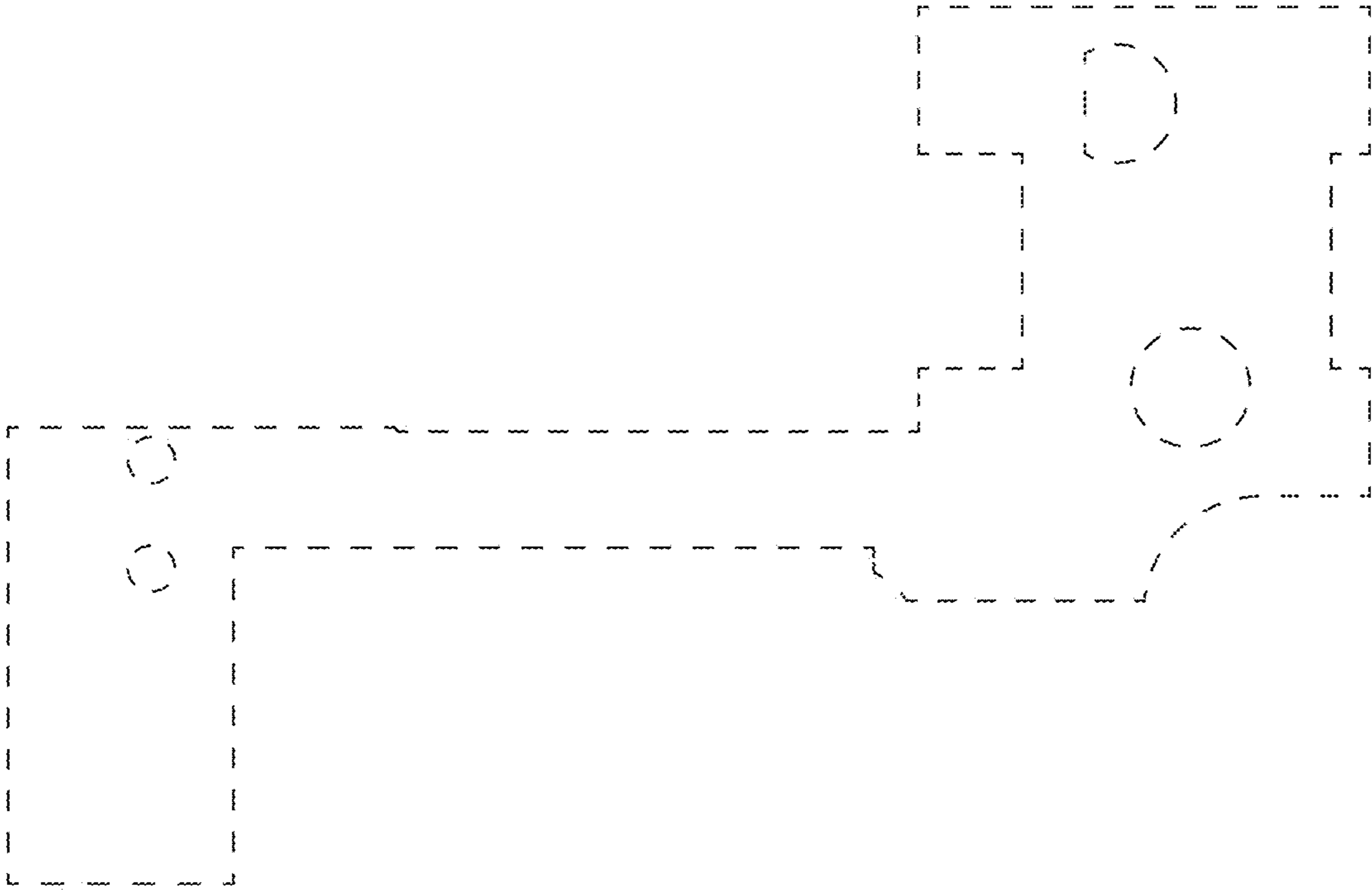


FIG. 3

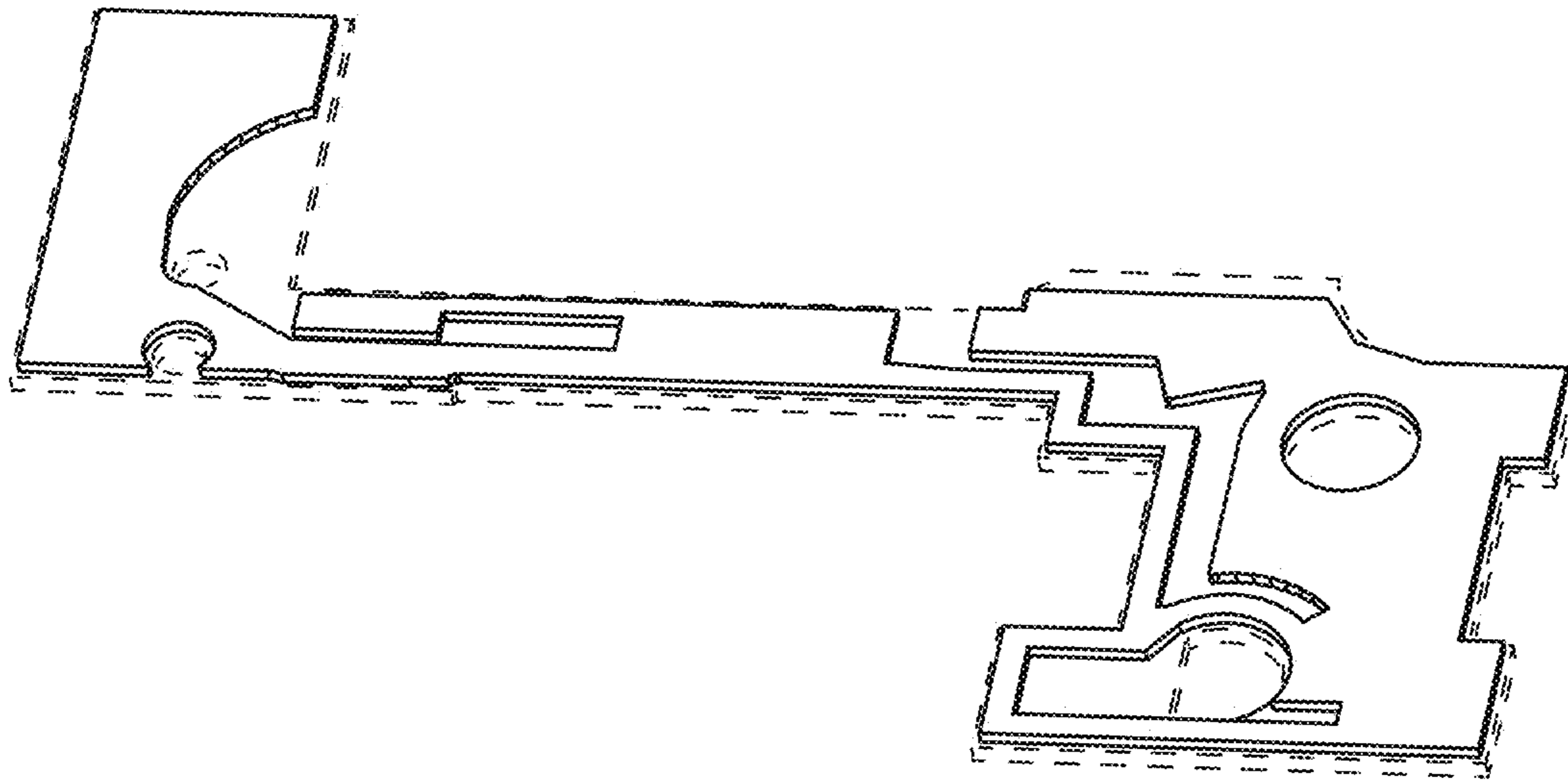


FIG. 4

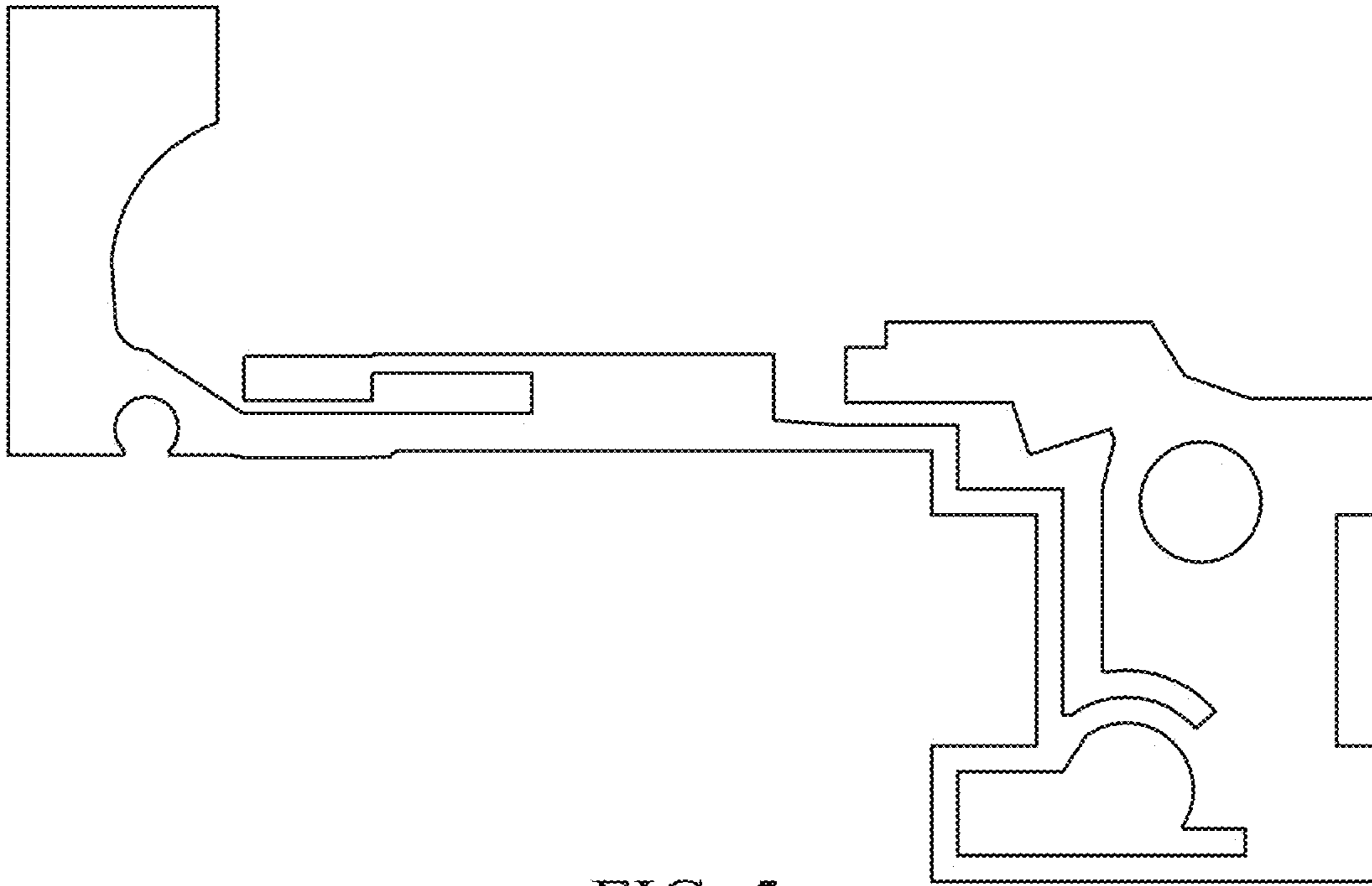


FIG. 5



FIG. 6