



US00D890126S

(12) **United States Design Patent** (10) **Patent No.:** **US D890,126 S**
Lee et al. (45) **Date of Patent:** **** *Jul. 14, 2020**

(54) **WIRELESS HEADSET**

(56) **References Cited**

(71) Applicant: **LG ELECTRONICS INC.**, Seoul (KR)

U.S. PATENT DOCUMENTS

(72) Inventors: **Sunmin Lee**, Seoul (KR); **Dongsoon Kim**, Seoul (KR); **Seungyup Lee**, Seoul (KR)

D663,714 S *	7/2012	Kang	D14/205
D716,759 S *	11/2014	Ha	D14/205
D768,600 S *	10/2016	Chen	D14/205
D772,843 S *	11/2016	Lee	D14/205
D772,845 S *	11/2016	Lim	D14/205
D781,817 S *	3/2017	Lee	D14/205
D800,089 S *	10/2017	Park	D14/205
D820,811 S *	6/2018	Kim	D14/205
D832,819 S *	11/2018	Park	D14/205
D833,998 S *	11/2018	Park	D14/205
D835,065 S *	12/2018	Park	D14/205
D856,965 S *	8/2019	Shin	H04R 1/105
				D14/205
D856,966 S *	8/2019	Shin	D14/205
2018/0184186 A1 *	6/2018	Kang	H04R 1/105

(73) Assignee: **LG Electronics Inc.**, Seoul (KR)

(*) Notice: This patent is subject to a terminal disclaimer.

(**) Term: **15 Years**

(21) Appl. No.: **35/506,634**

(22) Filed: **Aug. 16, 2018**

(80) **Hague Agreement Data**

Int. Filing Date: **Aug. 16, 2018**
Int. Reg. No.: **DM/102688**
Int. Reg. Date: **Aug. 16, 2018**
Int. Reg. Pub. Date: **Feb. 22, 2019**

(30) **Foreign Application Priority Data**

Feb. 21, 2018 (KR) 30-2018-0008813

(51) **LOC (12) Cl.** **14-01**

(52) **U.S. Cl.**
USPC **D14/205**

(58) **Field of Classification Search**
USPC D14/192, 203.5, 205, 206, 223; D24/174
CPC H04R 1/10; H04R 1/105; H04R 1/1016;
H04R 1/1033; H04R 1/1066; H04R
1/1083; H04R 5/033; H04R 5/0335;
H04R 25/00

See application file for complete search history.

* cited by examiner

Primary Examiner — Keli L Hill

(74) *Attorney, Agent, or Firm* — Birch, Stewart, Kolasch & Birch, LLP


(57) **CLAIM**

The ornamental design for a wireless headset, as shown and described.

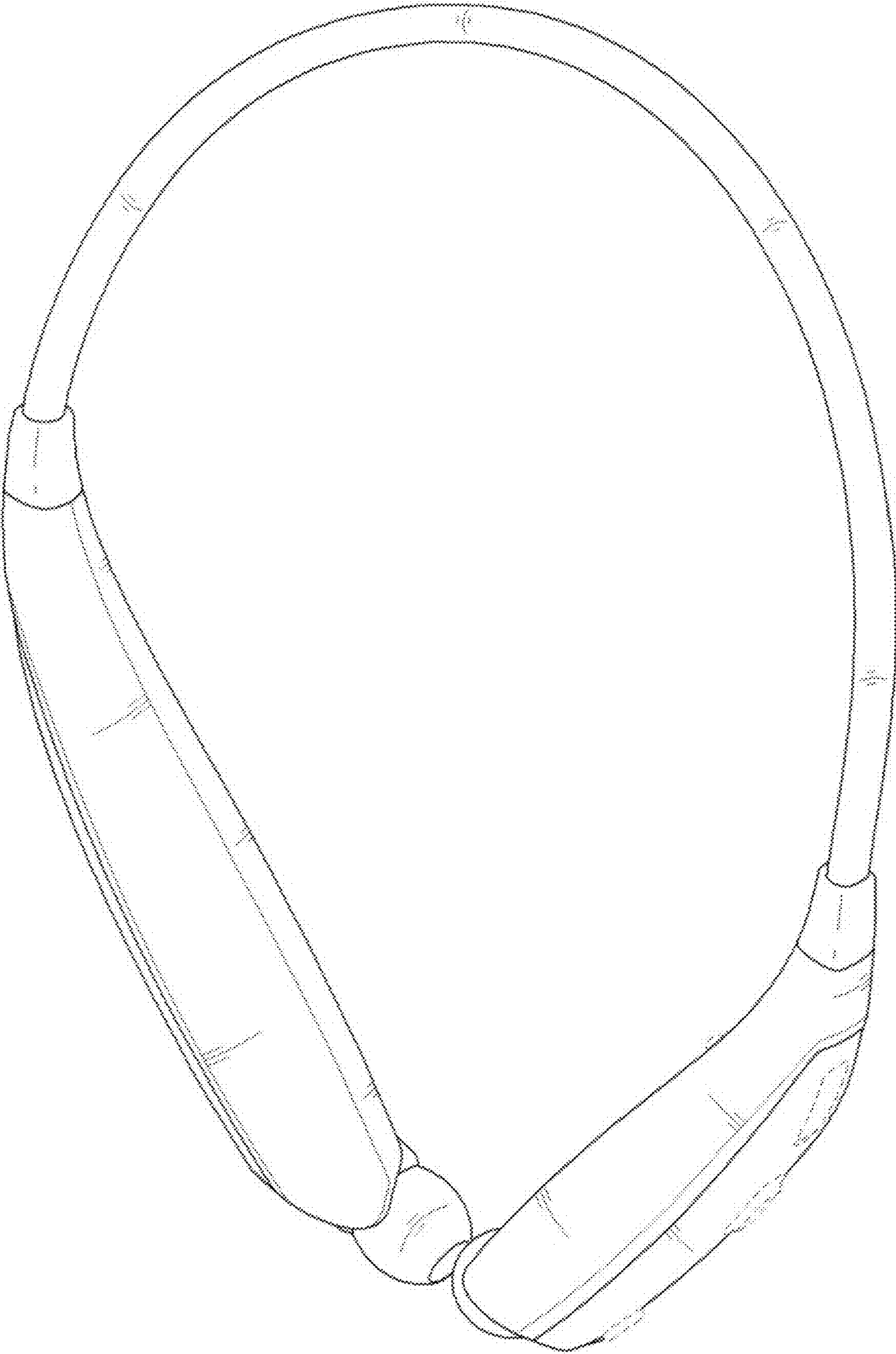
DESCRIPTION

1. Wireless headset
1.1 is a front perspective view of a wireless headset showing our new design;
1.2 is a front elevation view thereof;
1.3 is a rear elevation view thereof;
1.4 is a left side elevation view thereof;
1.5 is a right side elevation view thereof;
1.6 is a top plan view thereof;
1.7 is a bottom plan view thereof; and
1.8 is a left side elevation view thereof shown in use.
The broken line showing portions of the wireless headset and environmental user form no part of the claimed design.

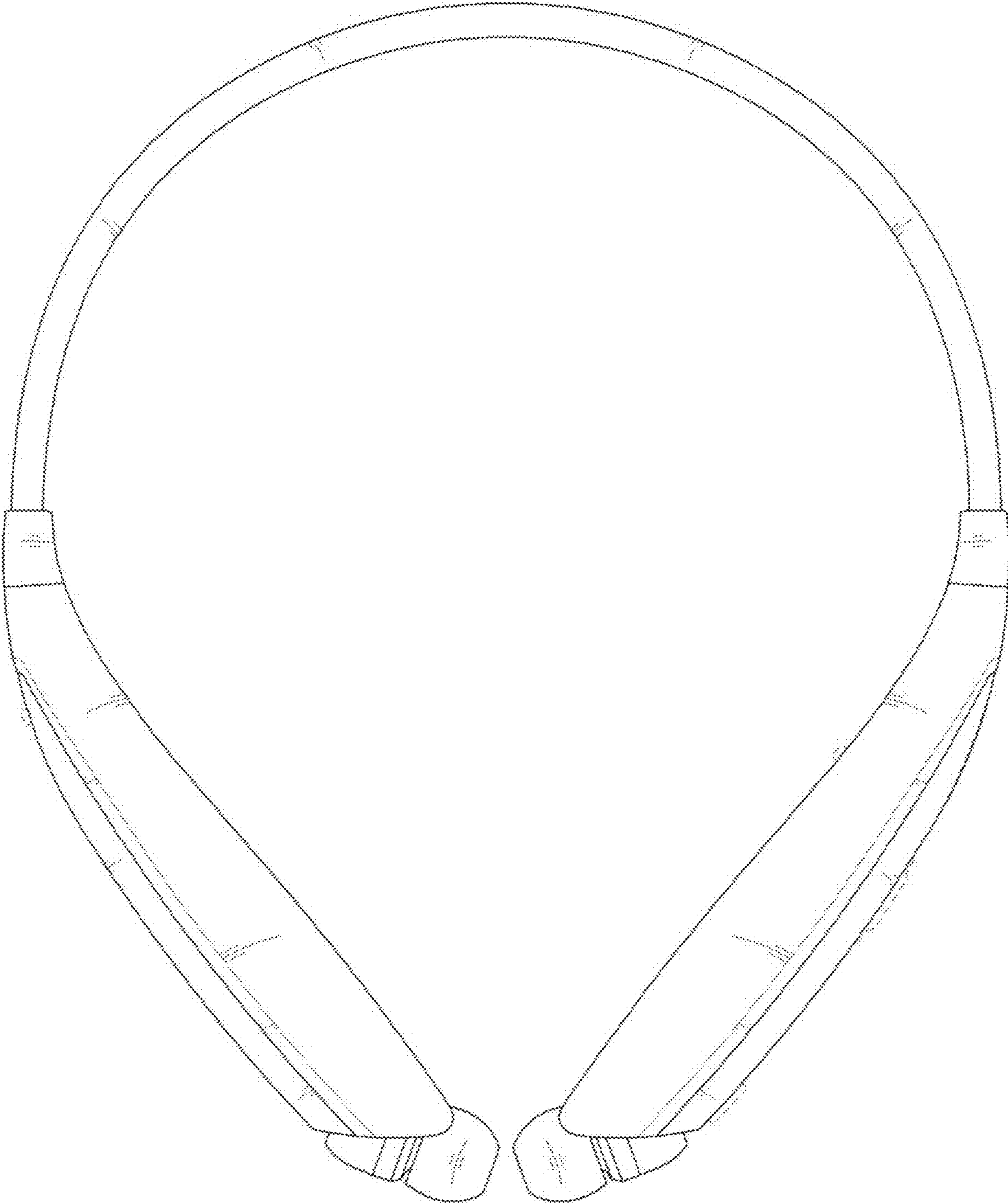
1 Claim, 8 Drawing Sheets



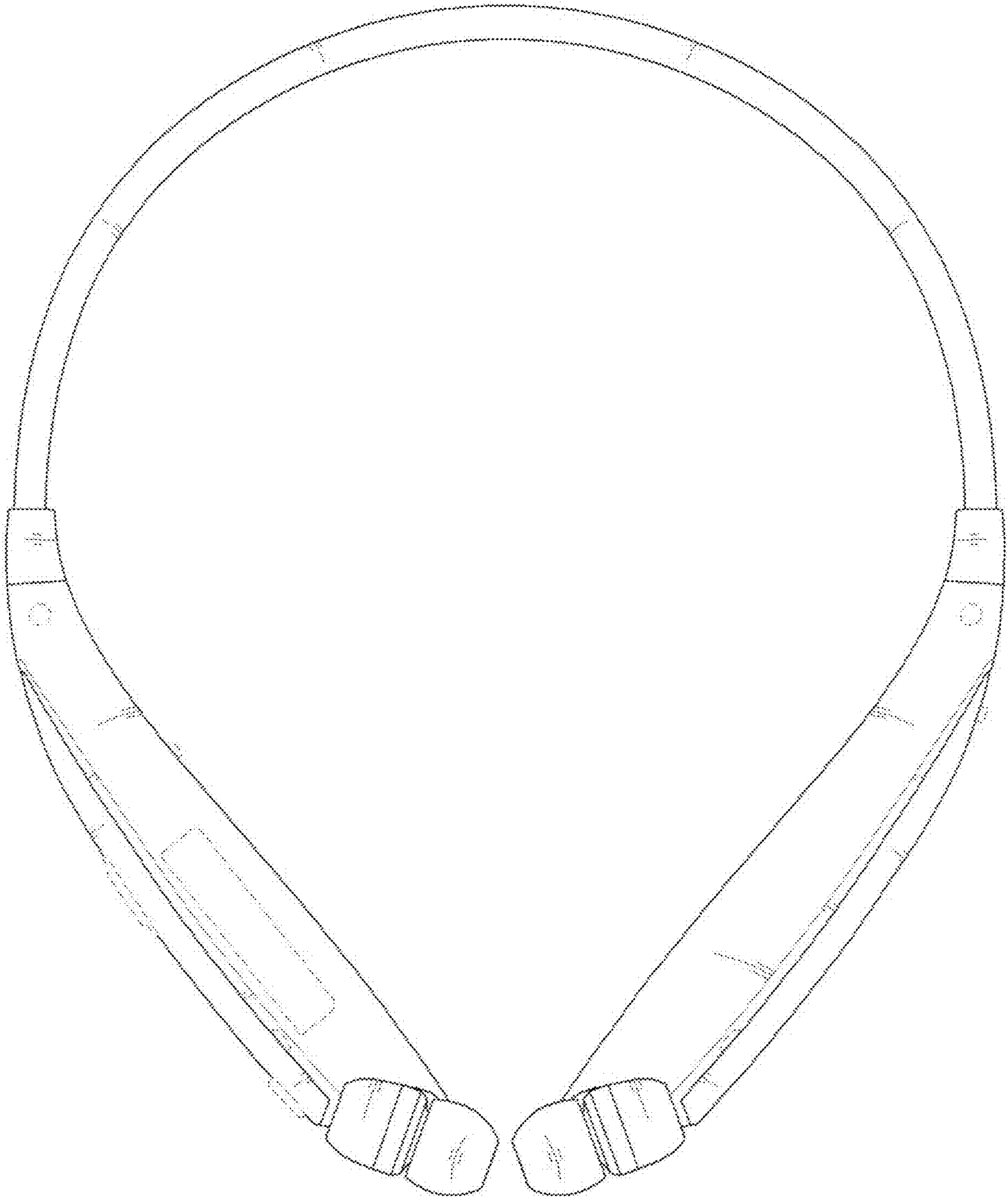
1.1



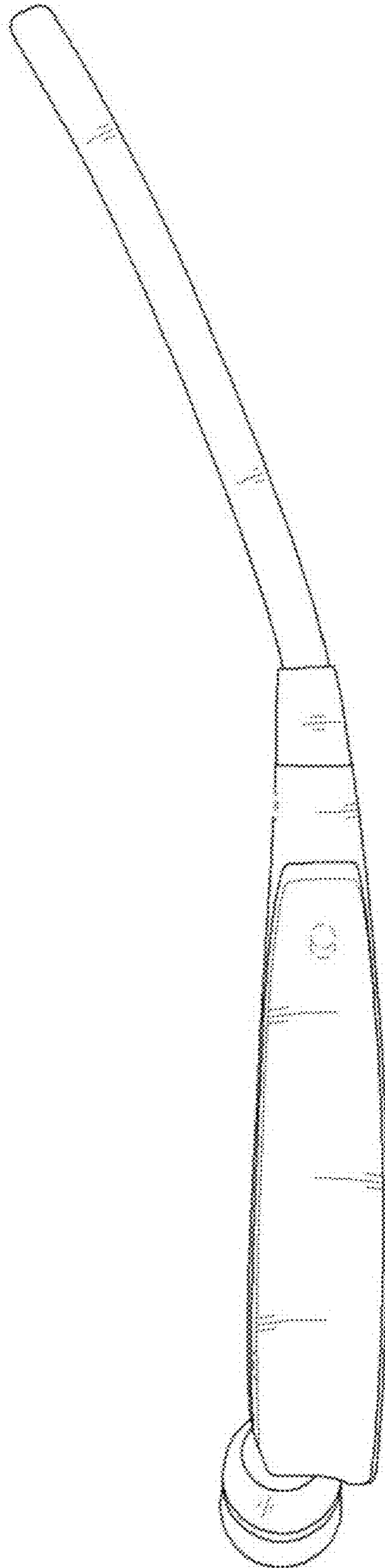
1.2



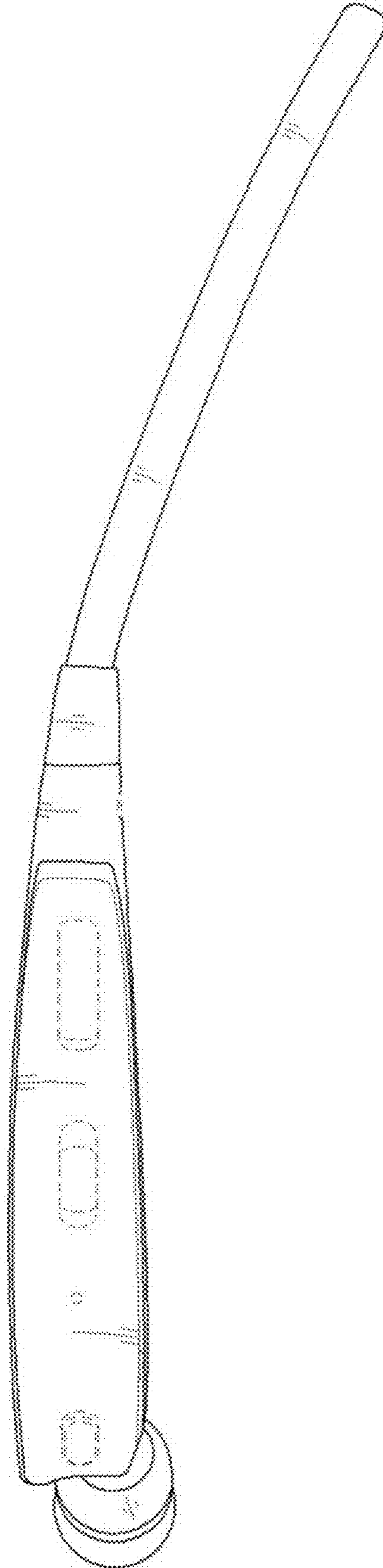
1.3



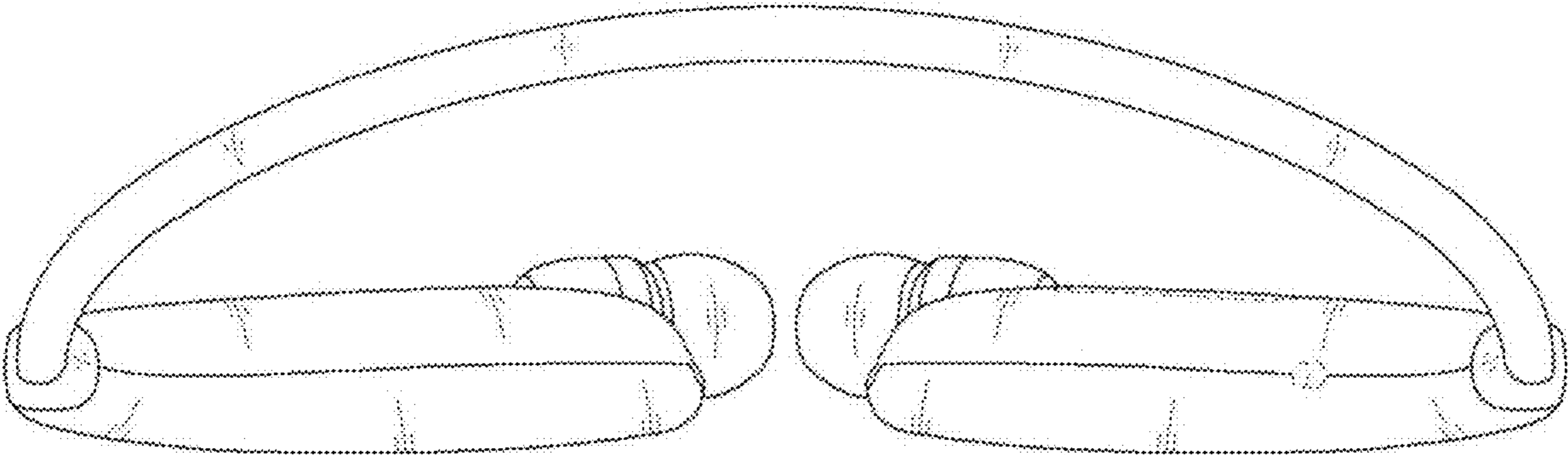
1.4



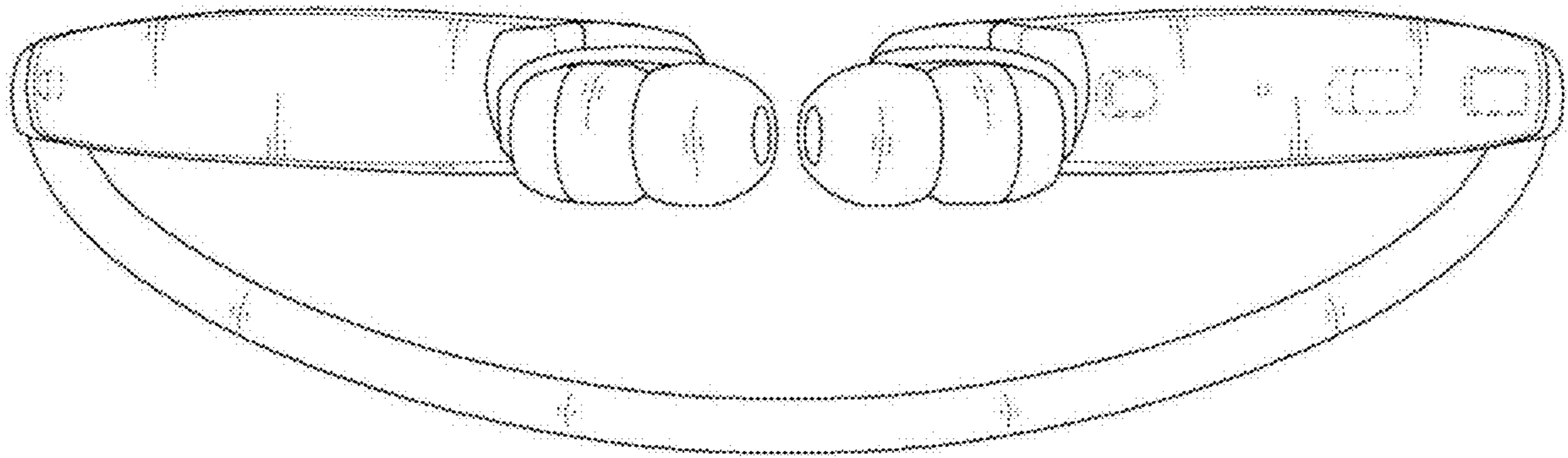
1.5



1.6



1.7



1.8

