



US00D890108S

(12) **United States Design Patent**  
**Seo et al.**

(10) **Patent No.:** **US D890,108 S**  
(45) **Date of Patent:** **\*\* Jul. 14, 2020**

(54) **WIRELESS COMMUNICATION REMOTE CONTROLLER**

(71) Applicant: **MIRO CO., LTD.**, Incheon (KR)

(72) Inventors: **Dong Jin Seo**, Incheon (KR); **Yong Ju Oh**, Incheon (KR); **Min Seok Kim**, Incheon (KR)

(73) Assignee: **MIRO CO., LTD.**, Incheon (KR)

(\*\*) Term: **15 Years**

(21) Appl. No.: **29/677,085**

(22) Filed: **Jan. 17, 2019**

(30) **Foreign Application Priority Data**

Jul. 17, 2018 (KR) ..... 30-2018-0032895

(51) **LOC (12) Cl.** ..... **14-03**

(52) **U.S. Cl.**  
USPC ..... **D13/168**

(58) **Field of Classification Search**  
USPC ..... D13/162, 168; D10/49, 50; D14/218  
CPC .... F24F 11/00; F24F 11/0012; F24F 11/0086;  
F24F 11/0009; F24F 2011/0057; F24F  
2011/0073; F24F 2011/0091; G05B  
19/0426; G05B 19/409; G05B 15/02;  
G06F 1/1601; G06F 3/041; G06F 3/044;  
G06F 3/0482; G06F 3/0488; G06F  
3/0489; G05D 23/1902; G05D 23/1905;  
G05D 23/1931; G02F 1/33308; H01H  
9/02; H05B 37/02; H04W 52/0229; E06B  
9/322

See application file for complete search history.

(56) **References Cited**

**U.S. PATENT DOCUMENTS**

D373,319 S \* 9/1996 Dzierisk ..... D10/106.1  
D381,961 S \* 8/1997 Watanabe ..... D13/168

D413,891 S \* 9/1999 Walker ..... D14/218  
D424,577 S \* 5/2000 Backs ..... D13/168  
D512,028 S \* 11/2005 Martin ..... D13/168  
D520,462 S \* 5/2006 Maeyama ..... D13/168  
D526,623 S \* 8/2006 Yin ..... D13/168  
D546,781 S \* 7/2007 Marchetto ..... D13/168  
D571,309 S \* 6/2008 Peter ..... D13/168  
D578,079 S \* 10/2008 Huang ..... D13/168  
D596,141 S \* 7/2009 Boaz ..... D13/168  
D645,045 S \* 9/2011 Cacioppo ..... D14/218  
D697,500 S \* 1/2014 Tsai ..... D14/218  
D704,673 S \* 5/2014 Agarwal ..... D14/138 G  
D715,248 S \* 10/2014 Agarwal ..... D14/138 G  
D725,080 S \* 3/2015 Shin ..... D14/218  
D786,804 S \* 5/2017 Desagre ..... D13/168  
D809,942 S \* 2/2018 Cool ..... D10/50

\* cited by examiner

*Primary Examiner* — Selina Sikder

(74) *Attorney, Agent, or Firm* — Novick, Kim & Lee,  
PLLC; Sang Ho Lee; Hyun Woo Shin

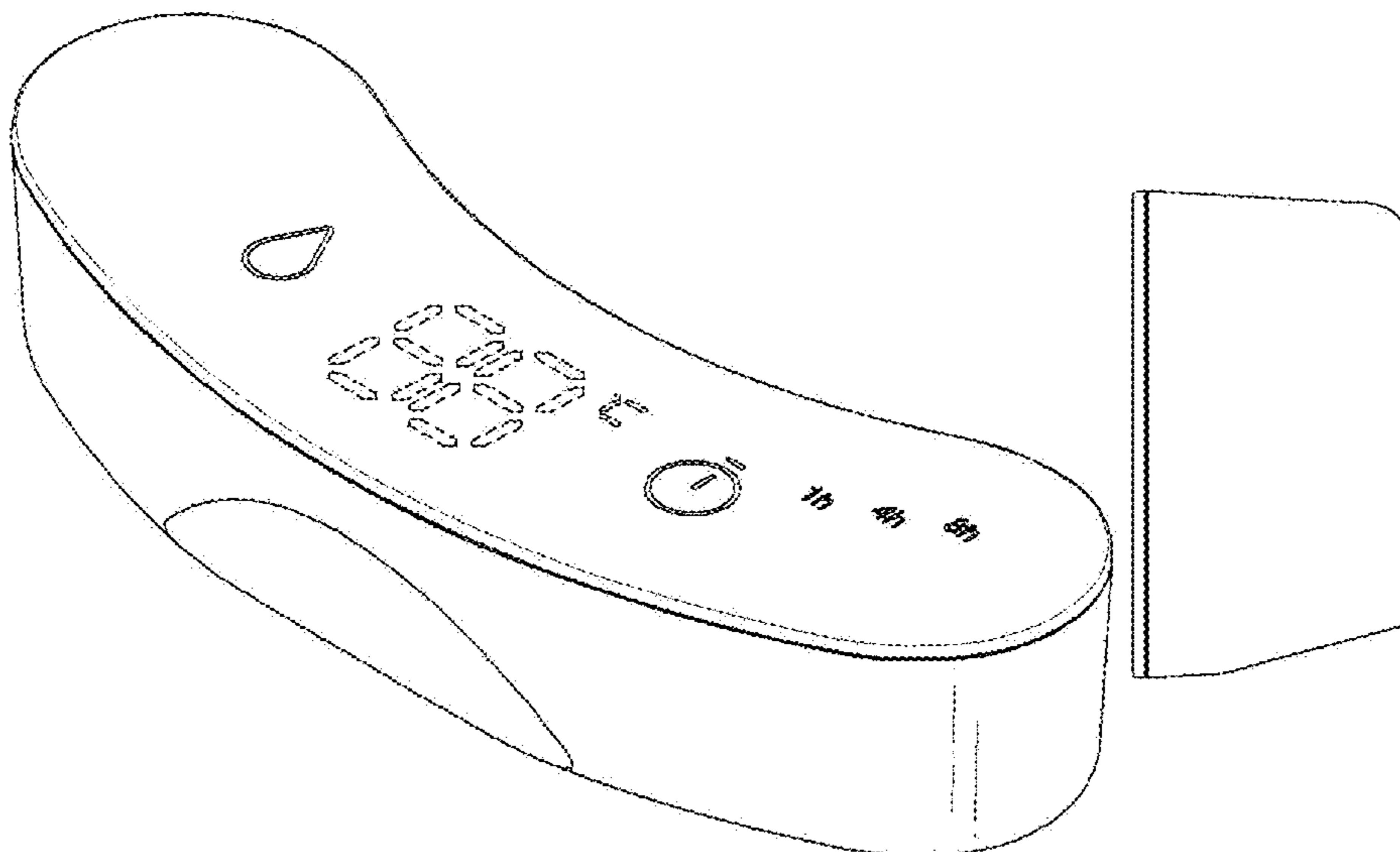
(57) **CLAIM**

We claim the ornamental design for a wireless communication remote controller, as shown and described.

**DESCRIPTION**

FIG. 1 is a front, bottom, right perspective view of a wireless communication remote controller, showing our new design; FIG. 2 is a front, bottom, left perspective view thereof; FIG. 3 is a front elevational view thereof; FIG. 4 is a rear elevational view thereof; FIG. 5 is a left side elevational view thereof; FIG. 6 is a right side elevational view thereof; FIG. 7 is a top plan view thereof; and, FIG. 8 is a bottom plan view thereof. The broken lines in the drawings show portions of the wireless communication remote controller which form no part of the claimed design.

**1 Claim, 7 Drawing Sheets**



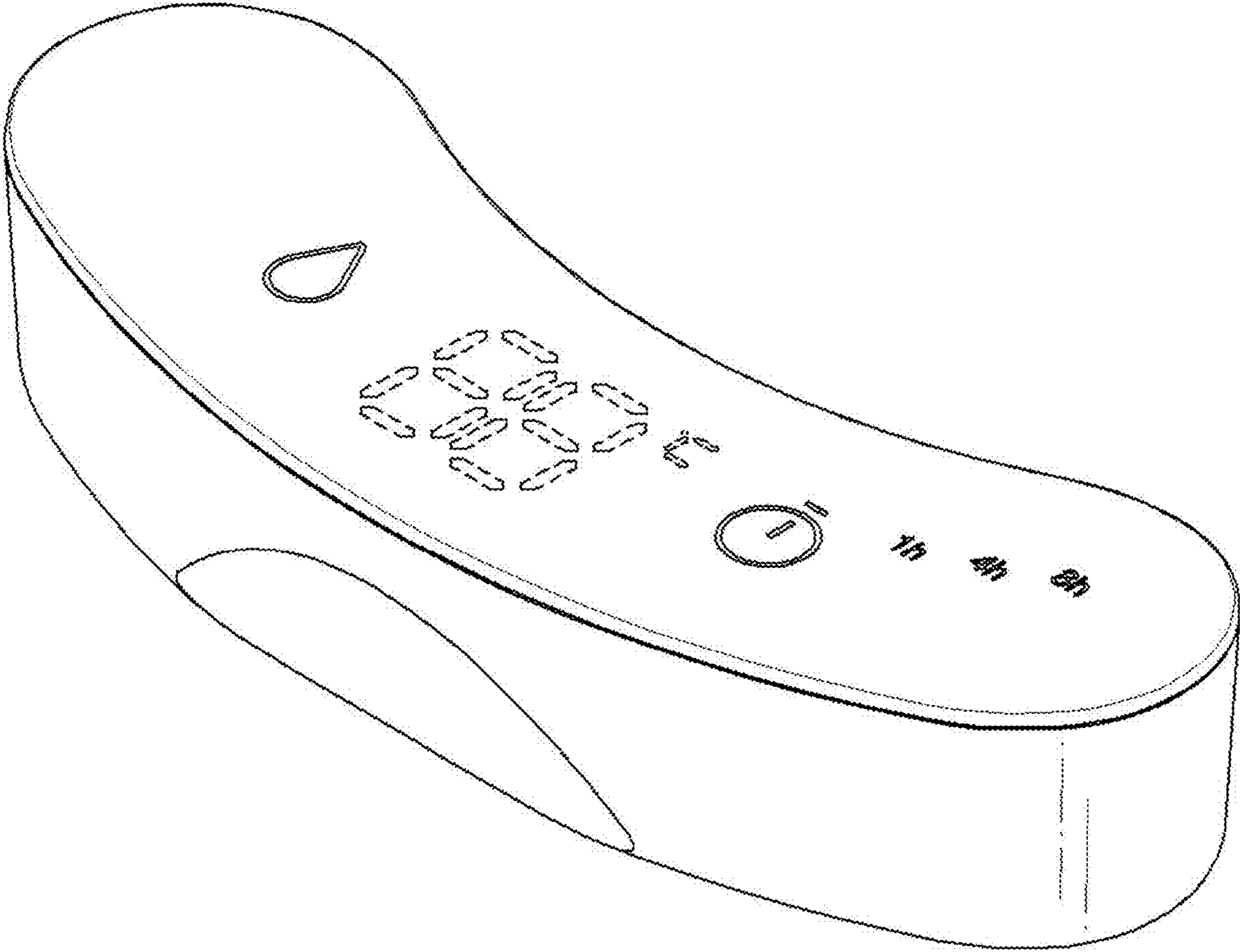


FIG. 1

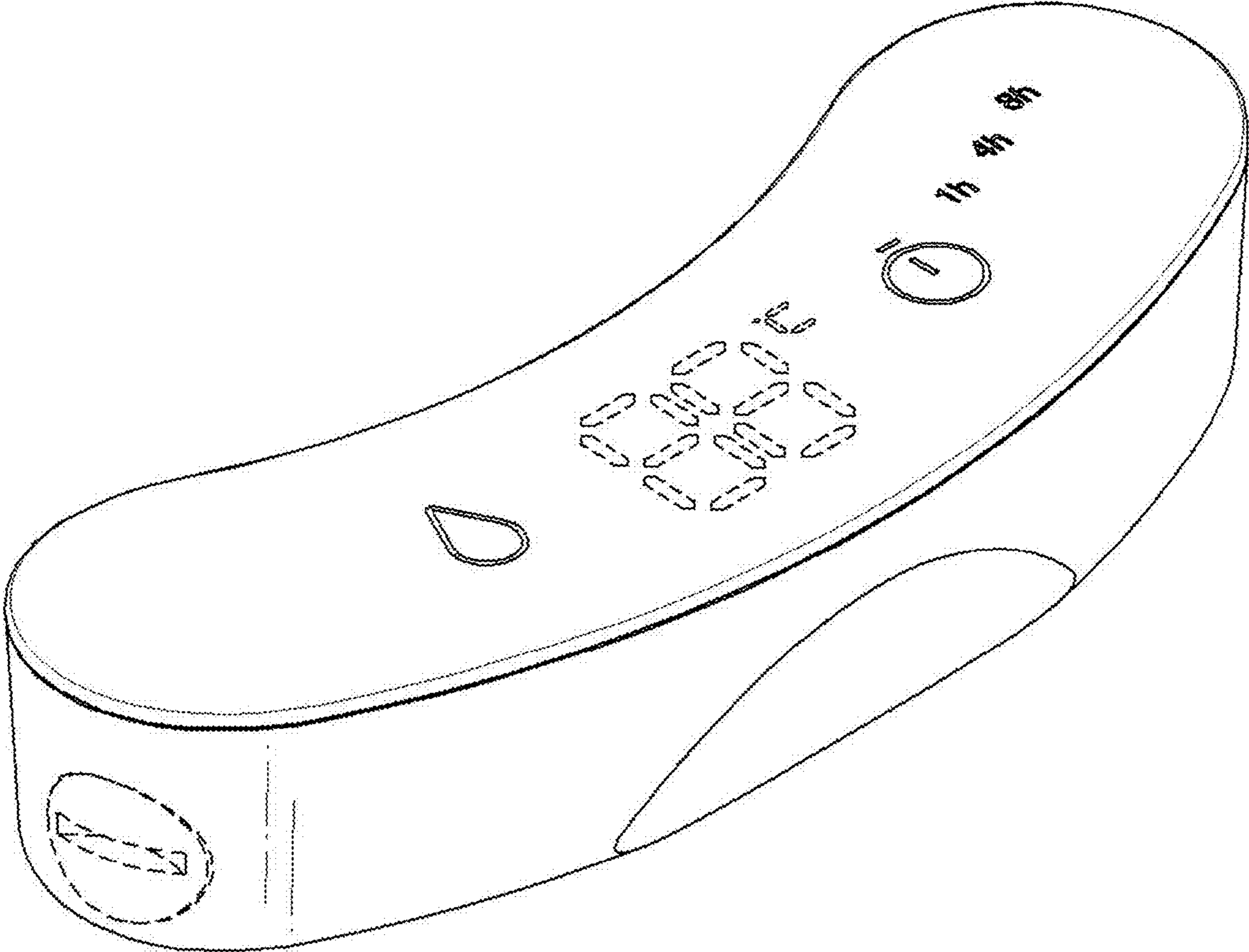


FIG. 2

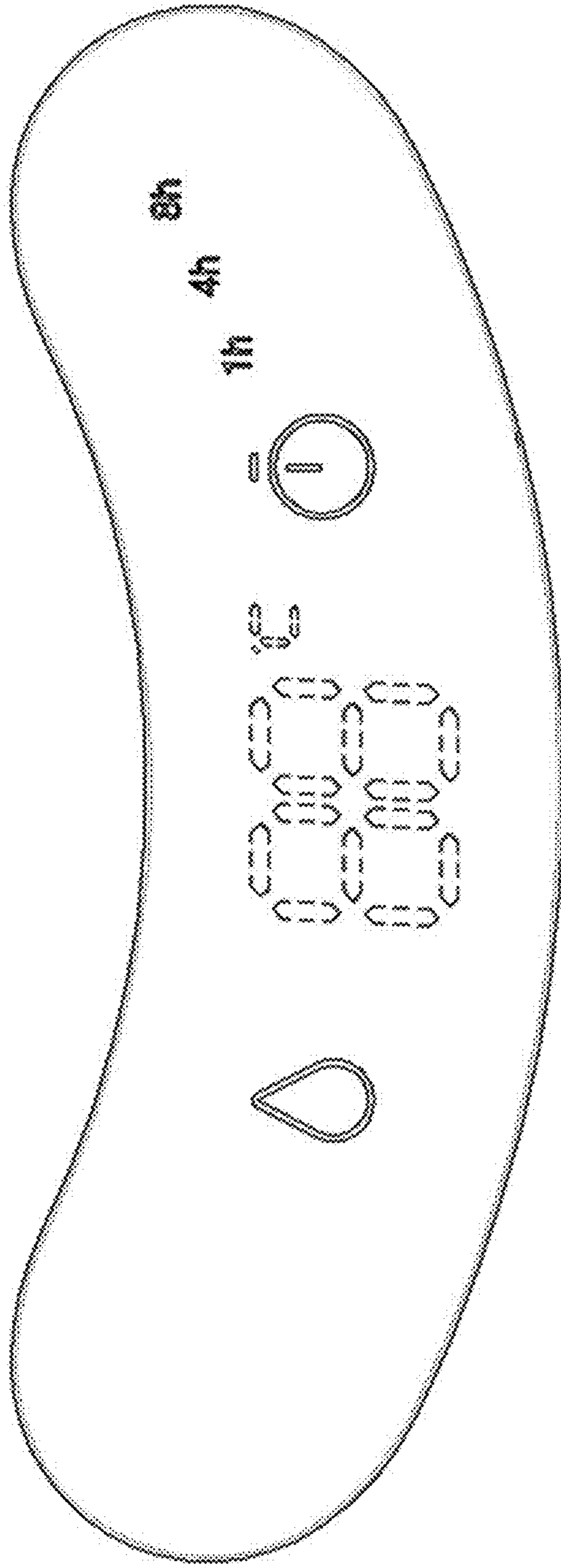


FIG. 3

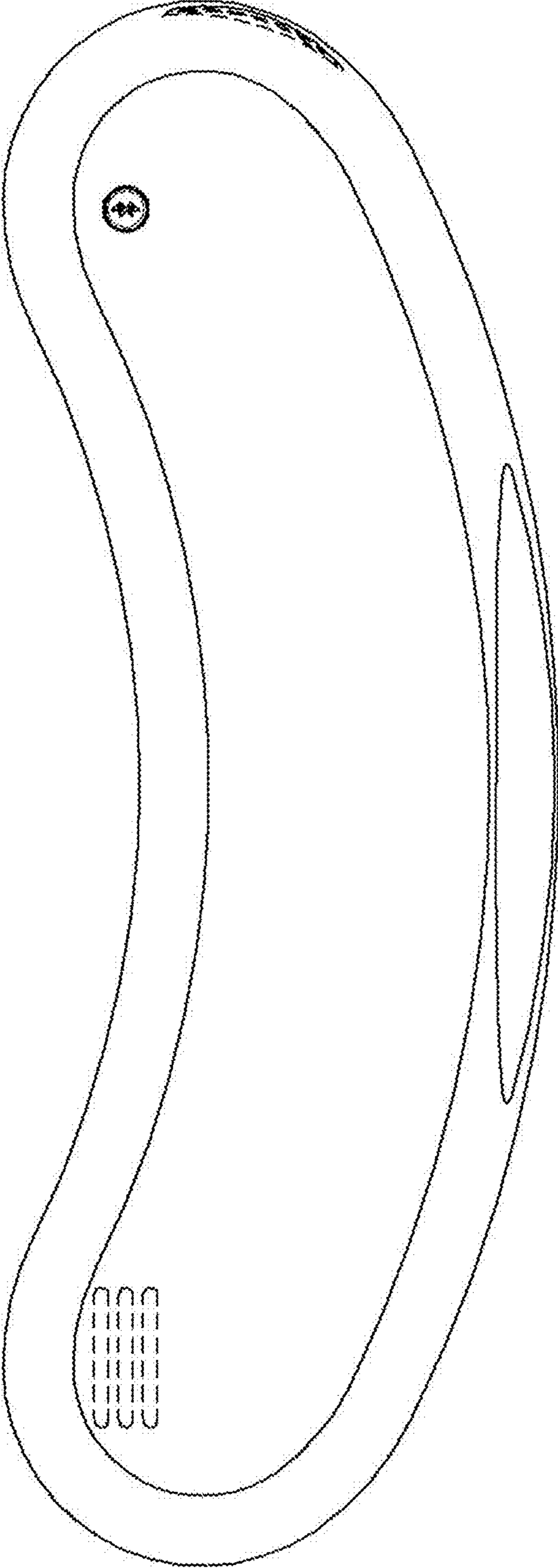
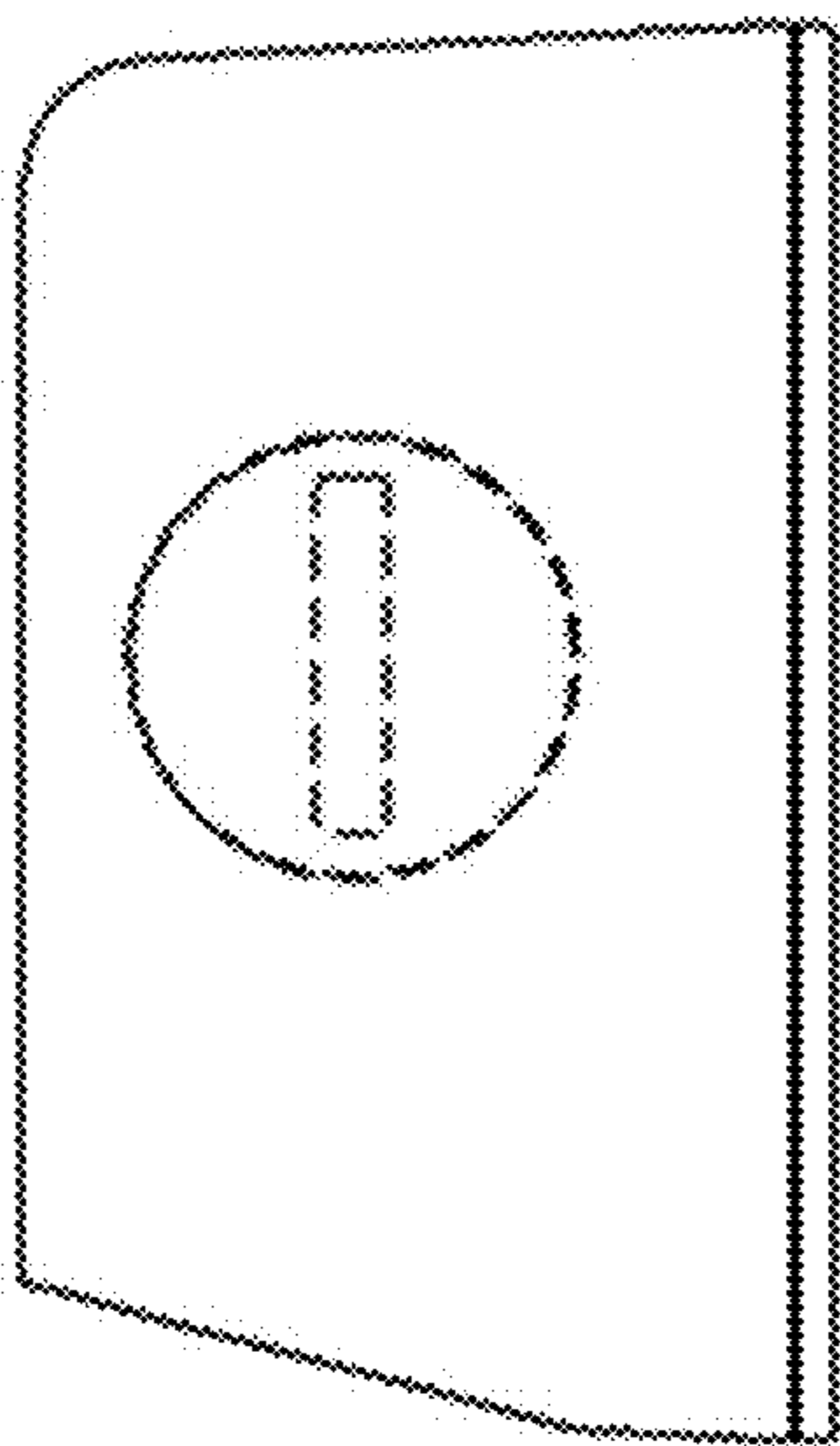




FIG. 4



**FIG. 5**



**FIG. 6**



**FIG. 7**

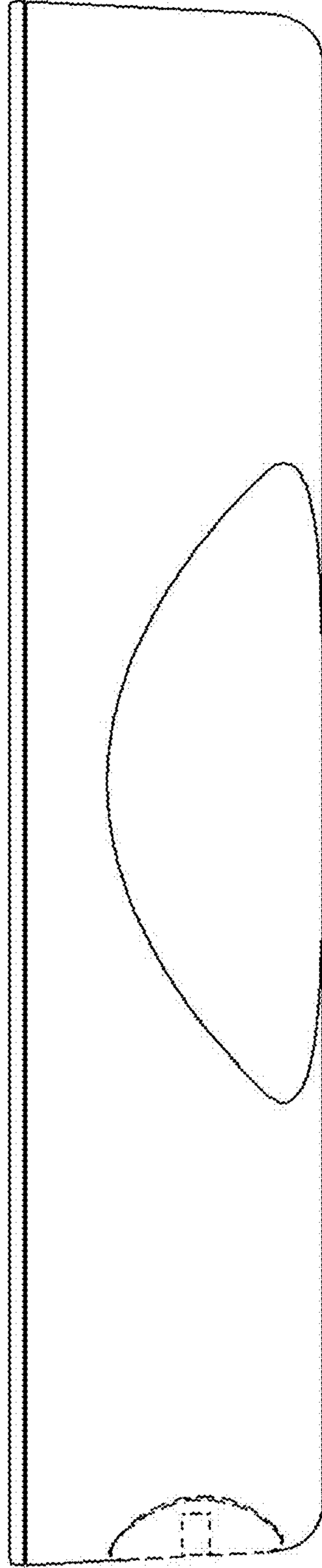


FIG. 8