



US00D890107S

(12) **United States Design Patent**
Miller

(10) **Patent No.:** **US D890,107 S**

(45) **Date of Patent:** **** Jul. 14, 2020**

- (54) **TRANSMITTER PARTS**
- (71) Applicant: **The Chamberlain Group, Inc.**, Oak Brook, IL (US)
- (72) Inventor: **Mark Edward Miller**, Woodridge, IL (US)
- (73) Assignee: **The Chamberlain Group, Inc.**, Oak Brook, IL (US)

- 4,278,968 A 7/1981 Arnett
- D309,890 S 8/1990 Cheng
- D315,527 S 3/1991 Weirsman
- D351,591 S 10/1994 Chen
- D351,841 S 10/1994 Blankenship
- D354,500 S 1/1995 Georgopoulos
- 5,402,105 A 3/1995 Doyle
- D357,201 S 4/1995 Novack
- D357,919 S 5/1995 Tsui
- 5,471,195 A 11/1995 Rickman
- D375,909 S 11/1996 Dzierisk
- D377,458 S 1/1997 Tsui

(Continued)

- (**) Term: **15 Years**
- (21) Appl. No.: **29/669,496**
- (22) Filed: **Nov. 8, 2018**

Primary Examiner — Selina Sikder
 (74) *Attorney, Agent, or Firm* — Fitch, Even, Tabin & Flannery LLP

Related U.S. Application Data

- (62) Division of application No. 29/621,185, filed on Oct. 5, 2017, now Pat. No. Des. 836,568, which is a division of application No. 29/573,747, filed on Aug. 9, 2016, now Pat. No. Des. 806,043.
- (51) **LOC (12) Cl.** **14-03**
- (52) **U.S. Cl.**
USPC **D13/168**
- (58) **Field of Classification Search**
USPC 13/168, 174; 10/104.4, 106.1; D3/207, D3/208; D8/347
CPC ... B60R 2225/00; B60R 25/00; B60R 25/104; H01H 9/0214; H01H 9/0235; G07C 9/00174; G07C 9/00182; G07C 9/00309; G07C 9/00944; G07C 2009/00222; G07C 2209/163; G05B 1/01; G08C 19/00
See application file for complete search history.

(57) **CLAIM**

I claim the ornamental design for transmitter parts, as shown and described.

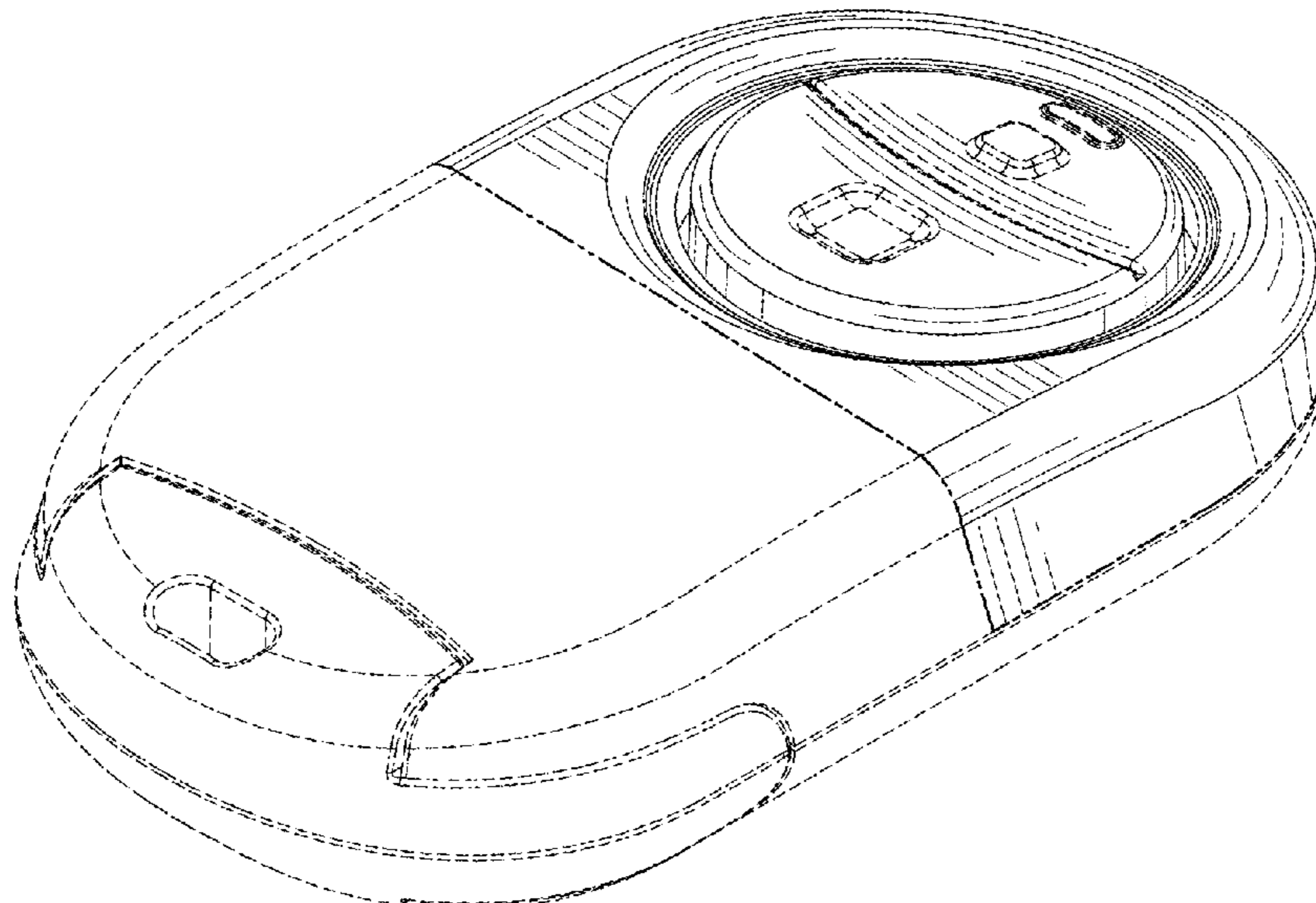
DESCRIPTION

FIG. 1 is a perspective view of transmitter parts in accordance with my new design;
 FIG. 2 is a front elevation view of the transmitter parts of FIG. 1;
 FIG. 3 is a rear elevation view of the transmitter parts of FIGS. 1-2;
 FIG. 4 is a left side elevation view of the transmitter parts of FIGS. 1-3;
 FIG. 5 is a right side elevation view of the transmitter parts of FIGS. 1-4;
 FIG. 6 is a top view of the transmitter parts of FIGS. 1-5; and,
 FIG. 7 is a bottom view of the transmitter parts of FIGS. 1-6. The transmitter portions shown in broken lines in the figures depict unclaimed environmental subject matter, are for illustrative purposes only, and form no part of the claimed design.

(56) **References Cited**
 U.S. PATENT DOCUMENTS

- D168,149 S 11/1952 Edwards
- D219,028 S 10/1970 Miller et al.
- 3,975,723 A 8/1976 Bowling

1 Claim, 5 Drawing Sheets



(56)

References Cited

U.S. PATENT DOCUMENTS

D377,767 S	2/1997	Doppelt	D478,605 S	8/2003	Guzman	
D378,200 S	2/1997	Doppelt	D484,120 S	12/2003	Yin	
D379,993 S	6/1997	Devitt	D485,551 S	1/2004	Nylen	
D380,694 S	7/1997	Seki	D490,380 S	5/2004	Coullahan	
D380,696 S	7/1997	Doppelt	D490,403 S	5/2004	Wu	
D381,009 S	7/1997	Nagata	D493,165 S	7/2004	Krapfl	
D381,662 S	7/1997	Weissberg	D494,144 S	8/2004	Guzman	
D381,962 S	8/1997	Doppelt	D497,318 S	10/2004	Strand	
D383,687 S	9/1997	Conrado	D499,087 S	11/2004	Peng	
D383,895 S	9/1997	Christie	D501,643 S	2/2005	Strand	
D385,878 S	11/1997	Flick	D532,001 S	11/2006	Burke	
5,689,236 A	11/1997	Kister	D535,650 S	1/2007	Wong	
D392,944 S	3/1998	Issa	D535,651 S	1/2007	Wong	
D393,859 S	4/1998	Nguyen	D548,702 S	8/2007	Girard	
5,798,681 A	8/1998	Chang	D549,182 S	8/2007	Girard	
D399,155 S	10/1998	Roberts	D552,040 S	10/2007	Girard	
D405,424 S	2/1999	Winkler	D556,701 S	12/2007	Nohara	
D406,107 S	2/1999	Flick	D559,234 S	1/2008	Girard	
5,883,579 A	3/1999	Schreiner	D561,703 S	2/2008	Shimokawa	
D409,577 S	5/1999	Doppelt	D571,305 S	6/2008	Thursfield	
D413,579 S	9/1999	Mullet	D590,780 S	4/2009	DeBoer	
D415,743 S	10/1999	Inukai	D592,158 S	5/2009	Peterson	
D415,769 S	10/1999	Waldner	D638,394 S	5/2011	Richards	
D424,065 S	5/2000	Soo	D667,382 S	9/2012	Cosentino	
6,091,343 A	7/2000	Dykema	8,598,983 B2	12/2013	Hattori	
D429,238 S	8/2000	Kolinen	D722,983 S	2/2015	Paredes	
D432,551 S	10/2000	Luke	D725,049 S	3/2015	Paredes	
D435,041 S	12/2000	Blasingame	D748,066 S	1/2016	Lee	
D437,308 S	2/2001	Gasa	D751,515 S	3/2016	Paredes	
D438,199 S	2/2001	Arpe	D806,043 S	12/2017	Miller	
D438,533 S	3/2001	Arpe	D813,825 S	3/2018	Tomerlin	
D441,185 S	5/2001	Shimizu	D836,568 S *	12/2018	Miller	D13/168
6,225,913 B1	5/2001	Slomowitz	D855,575 S *	8/2019	Paesen	D13/168
6,310,548 B1	10/2001	Stephens	D875,691 S *	2/2020	Zu	D13/168
6,353,383 B1	3/2002	Gross	2002/0008610 A1	1/2002	Peterson	
D465,215 S	11/2002	Read	2004/0006707 A1	1/2004	Pretzlaff	
D465,481 S	11/2002	Haaparanta	2004/0099430 A1	5/2004	Scudder	
D468,274 S	1/2003	Novak	2004/0140883 A1	7/2004	Jalil	
D470,839 S	2/2003	Tuhkanen	2008/0147304 A1	6/2008	Pai	
D470,852 S	2/2003	Kim	2010/0238640 A1	9/2010	Yang	
6,522,258 B1	2/2003	Lott	2012/0087096 A1	4/2012	Shen	
6,529,142 B2	3/2003	Yeh	2015/0302738 A1	10/2015	Geerlings	
D473,221 S	4/2003	Herrmann	2016/0037664 A1	2/2016	Hendricks	
6,597,291 B2	7/2003	Tsui	2017/0019372 A1	1/2017	Panje	
			2017/0034485 A1	2/2017	Scalisi	

* cited by examiner

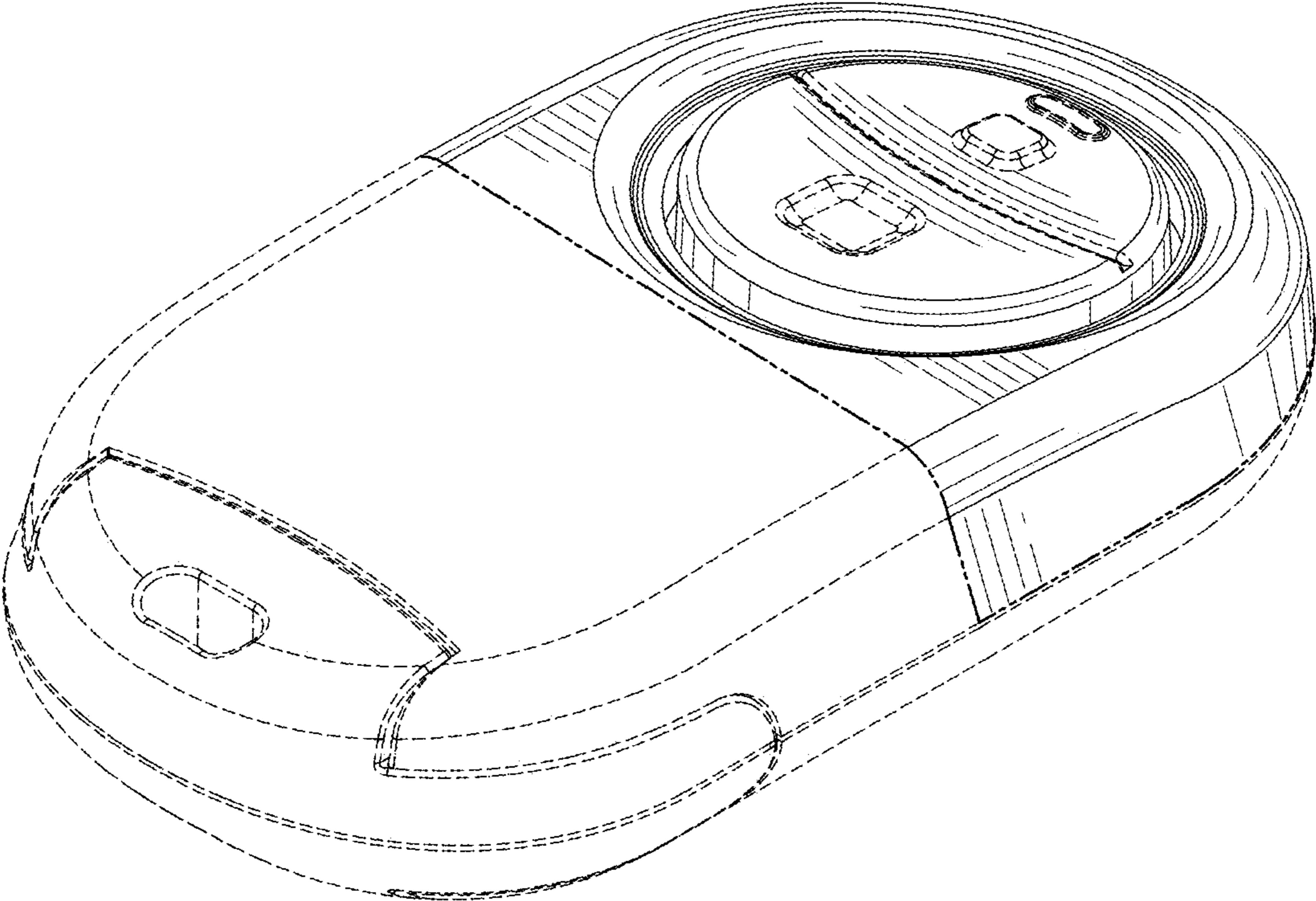


FIG. 1

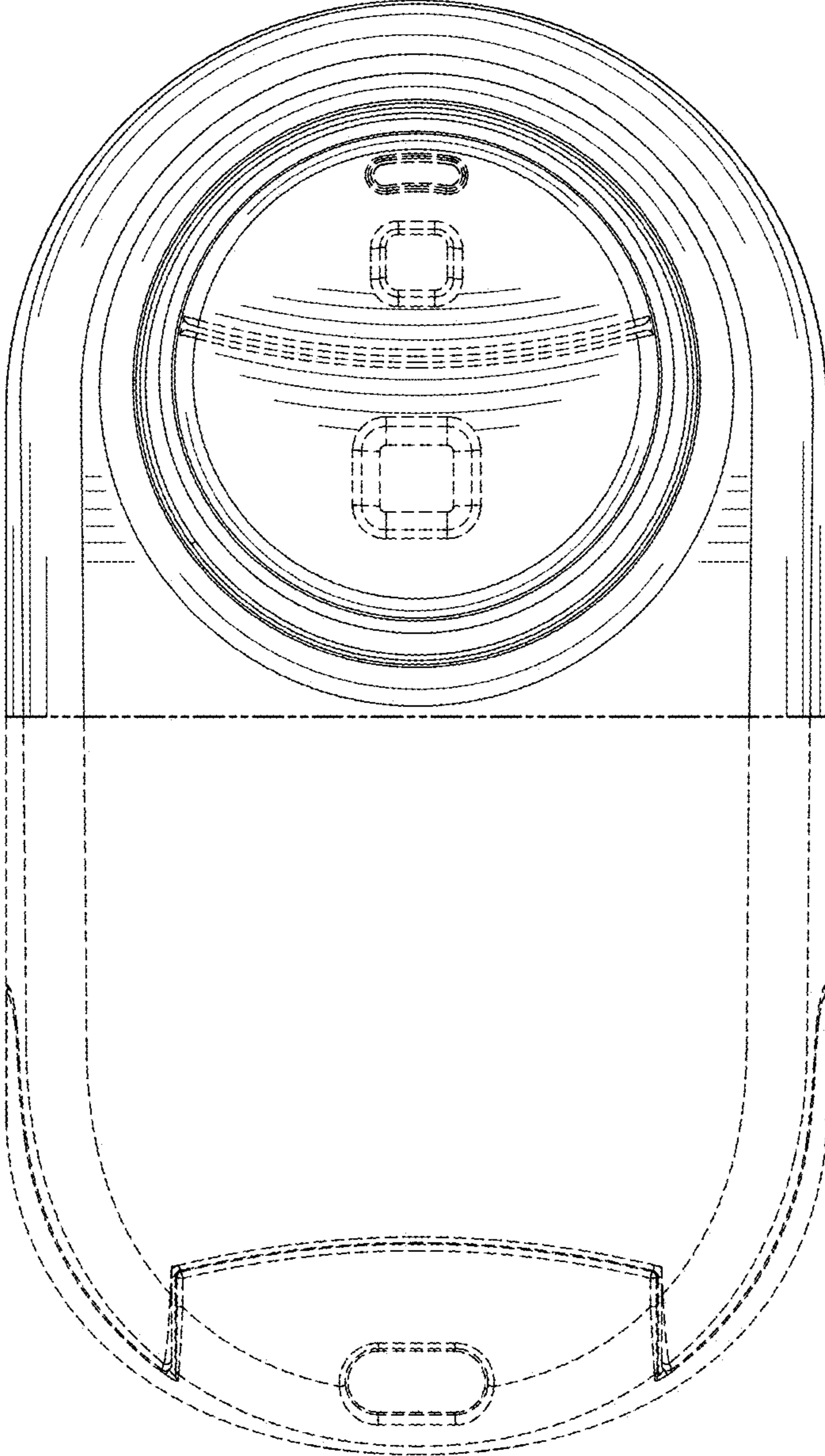


FIG. 2

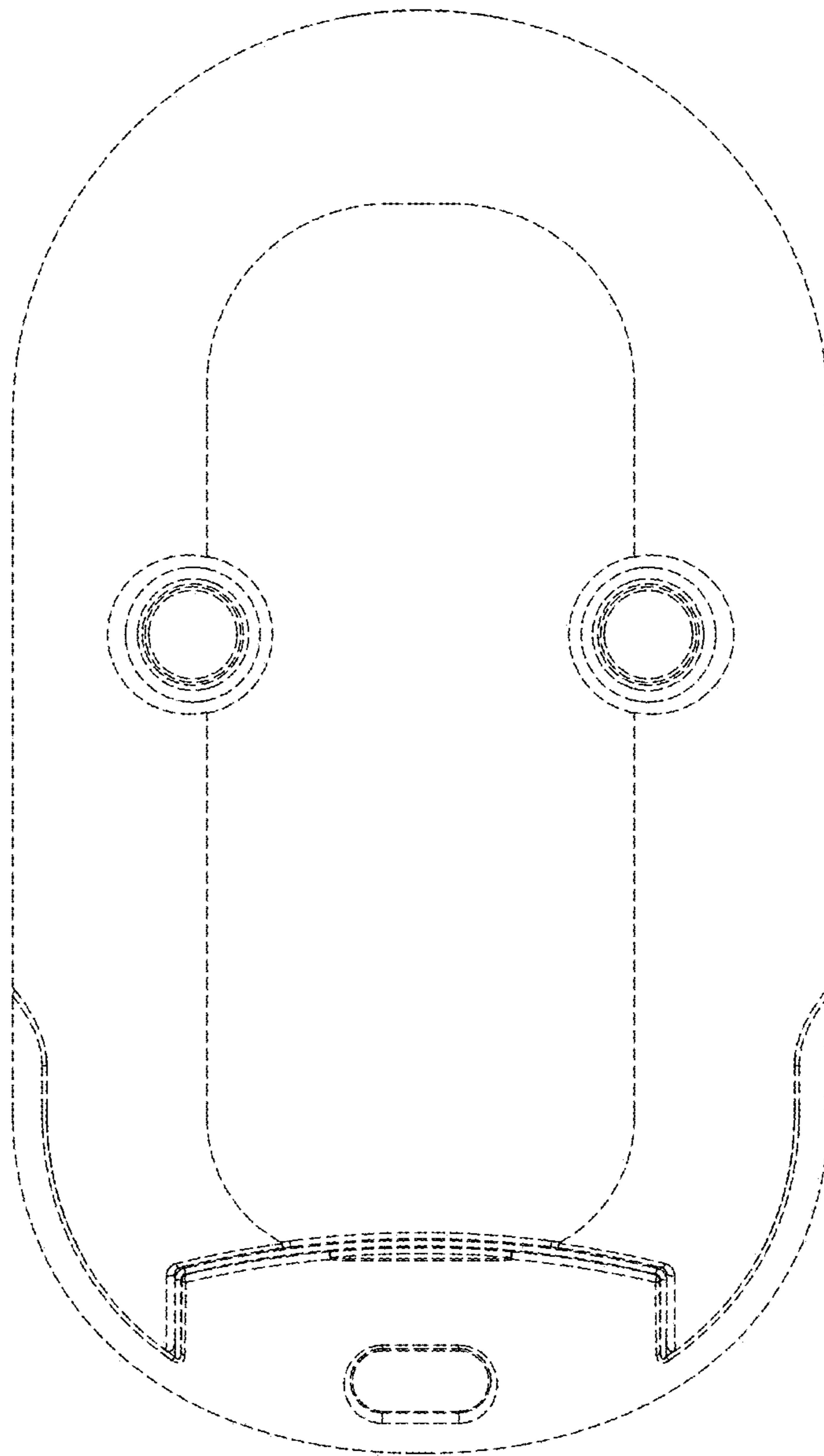


FIG. 3

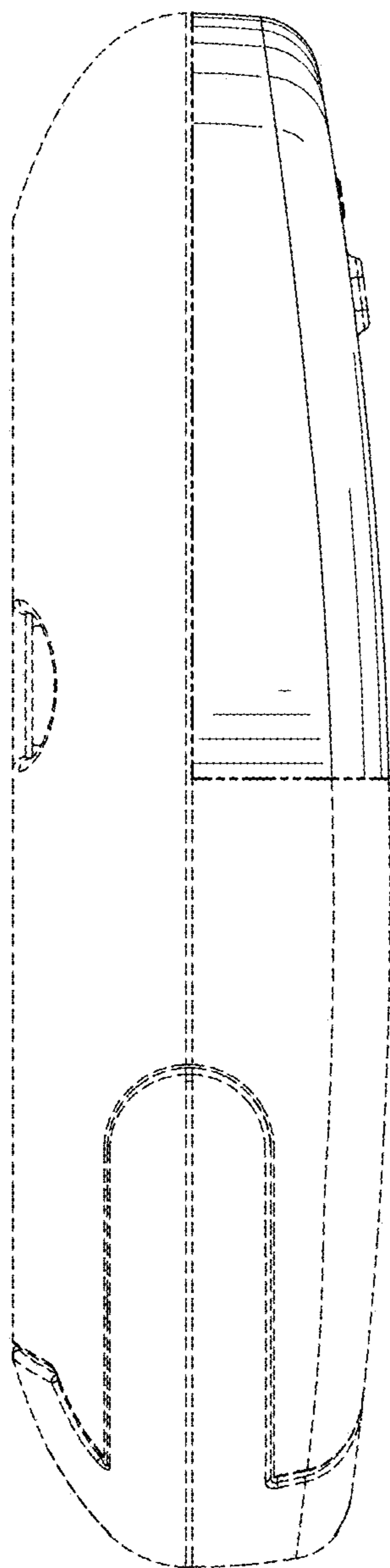


FIG. 4

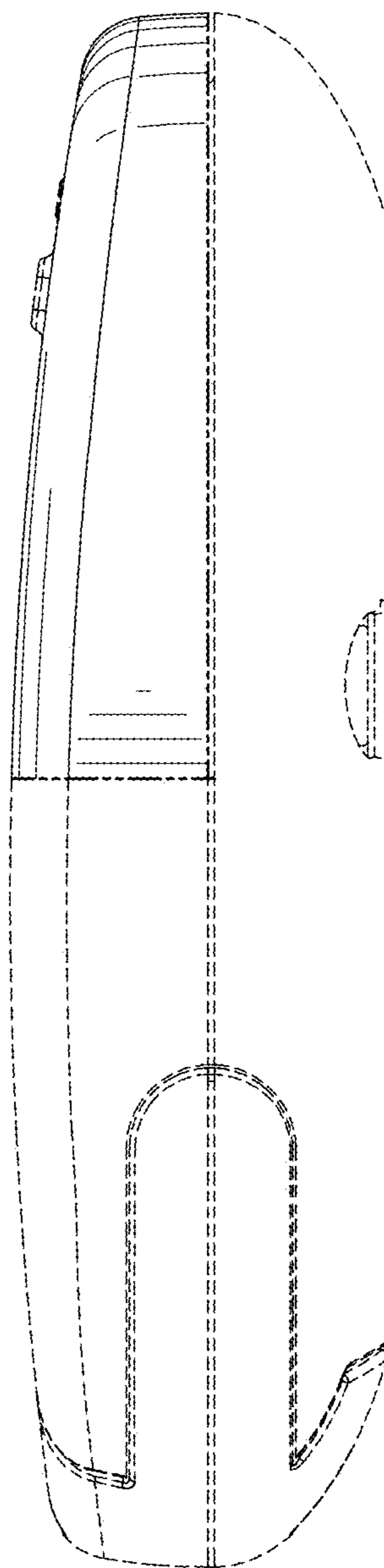


FIG. 5

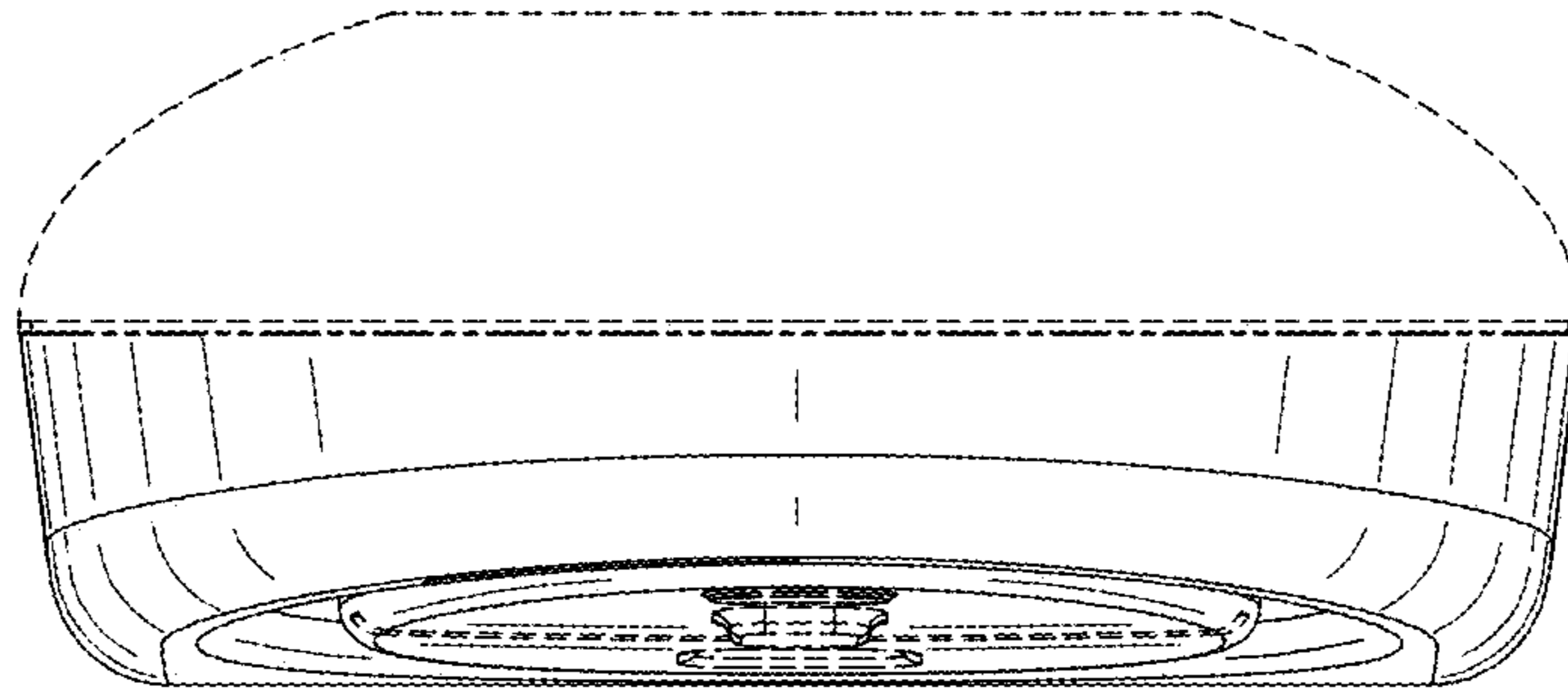


FIG. 6

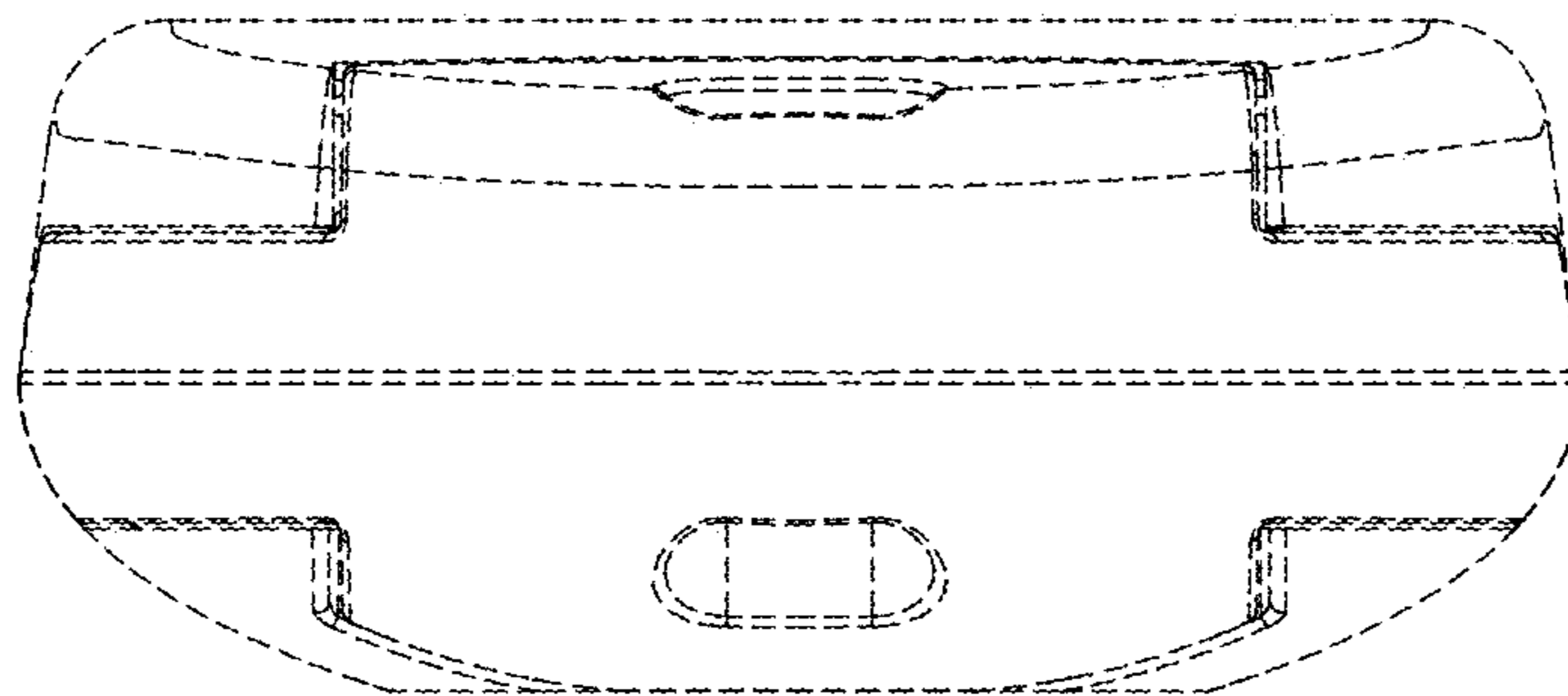


FIG. 7