



US00D890105S

(12) **United States Design Patent**  
**Mitsui**

(10) **Patent No.:** **US D890,105 S**

(45) **Date of Patent:** **\*\* Jul. 14, 2020**

(54) **BUSBAR**

(71) Applicant: **Yazaki Corporation**, Tokyo (JP)

(72) Inventor: **Takahiko Mitsui**, Shizuoka (JP)

(73) Assignee: **YAZAKI CORPORATION**,  
Minato-ku, Tokyo (JP)

(\*\*) Term: **15 Years**

(21) Appl. No.: **29/635,928**

(22) Filed: **Feb. 5, 2018**

(30) **Foreign Application Priority Data**

Oct. 2, 2017 (JP) ..... 2017-021802

(51) **LOC (12) Cl.** ..... **13-03**

(52) **U.S. Cl.**  
USPC ..... **D13/154**

(58) **Field of Classification Search**  
USPC ..... D13/154, 156  
CPC .... H01R 13/112; H01R 27/02; H01R 13/113;  
H01R 13/20; H01R 25/161; H02B 1/46;  
H02B 1/18; H02G 3/083  
See application file for complete search history.

(56) **References Cited**

**U.S. PATENT DOCUMENTS**

D130,589 S *	12/1941	Goodwin	.....	D13/138.1
D185,725 S *	7/1959	Wieland	.....	D13/156
D244,612 S *	6/1977	Burns	.....	D13/156
D312,818 S *	12/1990	Bayat	.....	D13/154
D419,056 S *	1/2000	Brorsson	.....	D13/154
D475,352 S *	6/2003	Longanecker	.....	D13/154
D492,255 S *	6/2004	Kondas	.....	D13/133
D598,864 S *	8/2009	Chiang	.....	D13/154
D601,972 S *	10/2009	Yu	.....	D13/154
D607,835 S *	1/2010	Huang	.....	D13/154
D615,494 S *	5/2010	Yang	.....	D13/120

D616,375 S *	5/2010	Huang	.....	D13/154
D621,507 S *	8/2010	Romero	.....	D13/154
D753,605 S *	4/2016	McPherson	.....	D13/155
2009/0149046 A1 *	6/2009	Nakamura	.....	H01R 4/48 439/108
2019/0103694 A1 *	4/2019	Mitsui	.....	H01H 85/20
2019/0132966 A1 *	5/2019	Mitsui	.....	H05K 5/0069

**FOREIGN PATENT DOCUMENTS**

KR 30-07164340000 A 11/2013

**OTHER PUBLICATIONS**

Escutcheon Black Wrought Iron, Date Available Aug. 22, 2017, [online], [retrieved on Oct. 2, 2019]. Retrieved from Internet, <URL: [https://www.amazon.com/dp/B07517SXZB/ref=sspa\\_dk\\_detail\\_3?psc=1&spLa=ZW5jcnIwdGVkUXVhbGImaWVvPUFCQVNFwkcwUIdaR0EmZW5jcnIwdGVkSWQ9QTA2MjMxMTBaV1JZT0ZHNjNKQjcmZW5jcnIwdGVkQWRJZ](https://www.amazon.com/dp/B07517SXZB/ref=sspa_dk_detail_3?psc=1&spLa=ZW5jcnIwdGVkUXVhbGImaWVvPUFCQVNFwkcwUIdaR0EmZW5jcnIwdGVkSWQ9QTA2MjMxMTBaV1JZT0ZHNjNKQjcmZW5jcnIwdGVkQWRJZ)>.\*

(Continued)

*Primary Examiner* — Bridget L Eland

(74) *Attorney, Agent, or Firm* — Sughrue Mion, PLLC

(57) **CLAIM**

The ornamental design for a busbar, as shown and described.

**DESCRIPTION**

FIG. 1 is a rear, top and right-side perspective view of a busbar showing my new design;

FIG. 2 is a front, bottom and left-side perspective view thereof;

FIG. 3 is a front elevational view thereof;

FIG. 4 is a rear elevational view thereof;

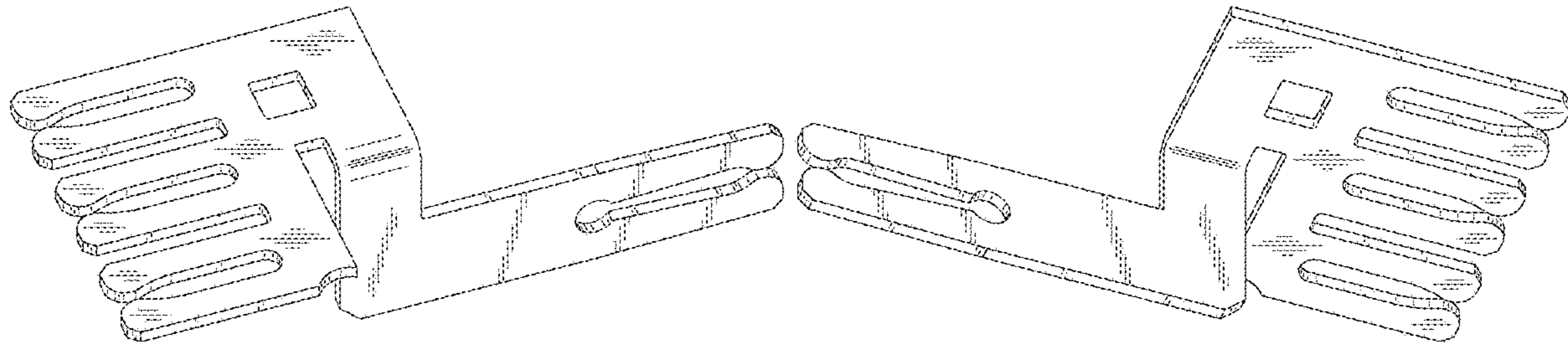
FIG. 5 is a left-side elevational view thereof;

FIG. 6 is a right-side elevational view thereof;

FIG. 7 is a top plan view thereof; and,

FIG. 8 is a bottom plan view thereof.

**1 Claim, 4 Drawing Sheets**



(56)

**References Cited**

OTHER PUBLICATIONS

Stamped Vertical Oval Keyhole Cover in Antique-by-Hand Finish,  
Date Available Oct. 25, 2010, [online], [retrieved on Oct. 2, 2019].  
Retrieved from Internet ,<URL: [https://www.amazon.com/dp/B005TH79T4/ref=sspa\\_dk\\_detai\\_2?psc=1&pd\\_rd\\_i=B005TH79T4&spLa=ZW5jcnlwdGVkUXVhbGlmaWVyPUEExT0tFQlhESzFZW FNOJmVuY3J5cHRIZEIkPU](https://www.amazon.com/dp/B005TH79T4/ref=sspa_dk_detai_2?psc=1&pd_rd_i=B005TH79T4&spLa=ZW5jcnlwdGVkUXVhbGlmaWVyPUEExT0tFQlhESzFZW FNOJmVuY3J5cHRIZEIkPU)>.\*

Communication dated Feb. 27, 2018 from the Japanese Patent Office in counterpart JP application No. 2017-021802.

Communication dated May 29, 2018, from the Japanese Patent Office in counterpart application No. 2017- 021802.

\* cited by examiner

FIG. 1

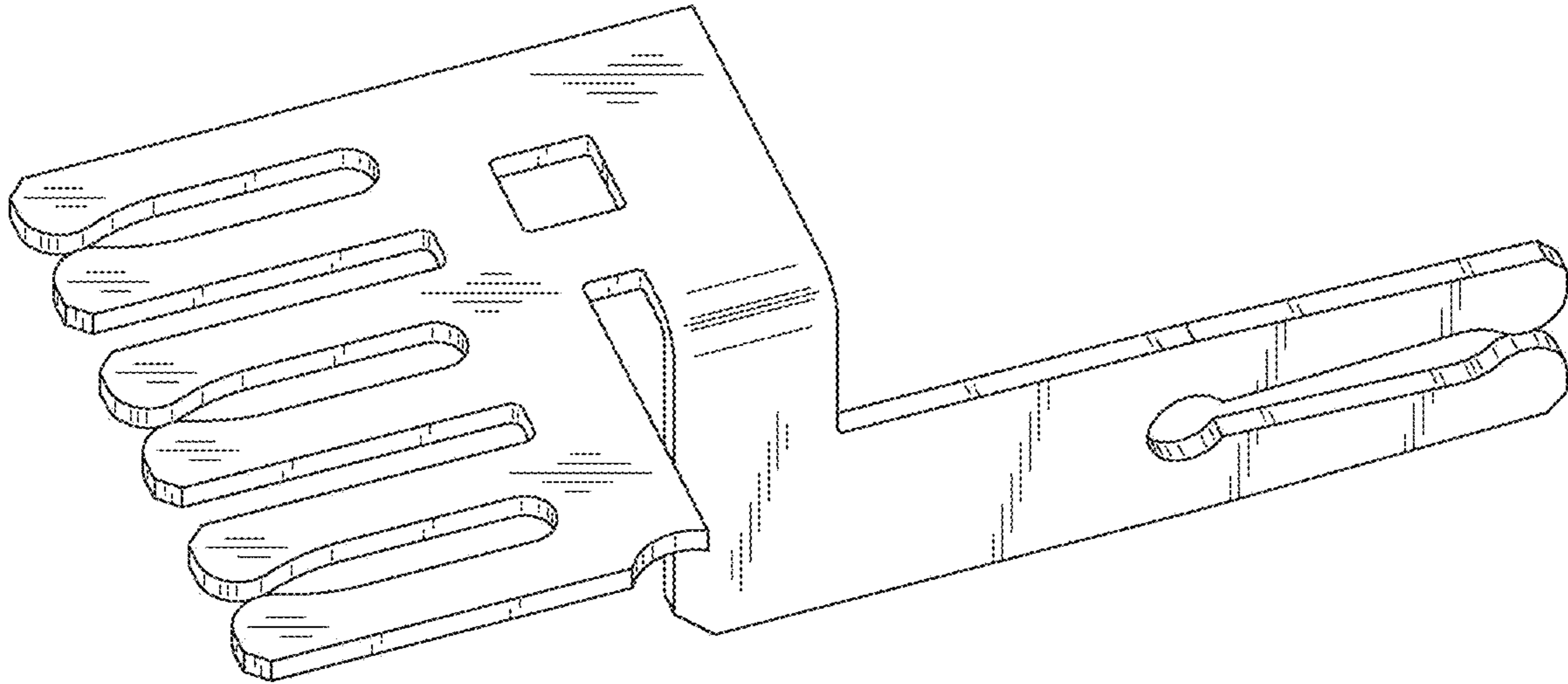
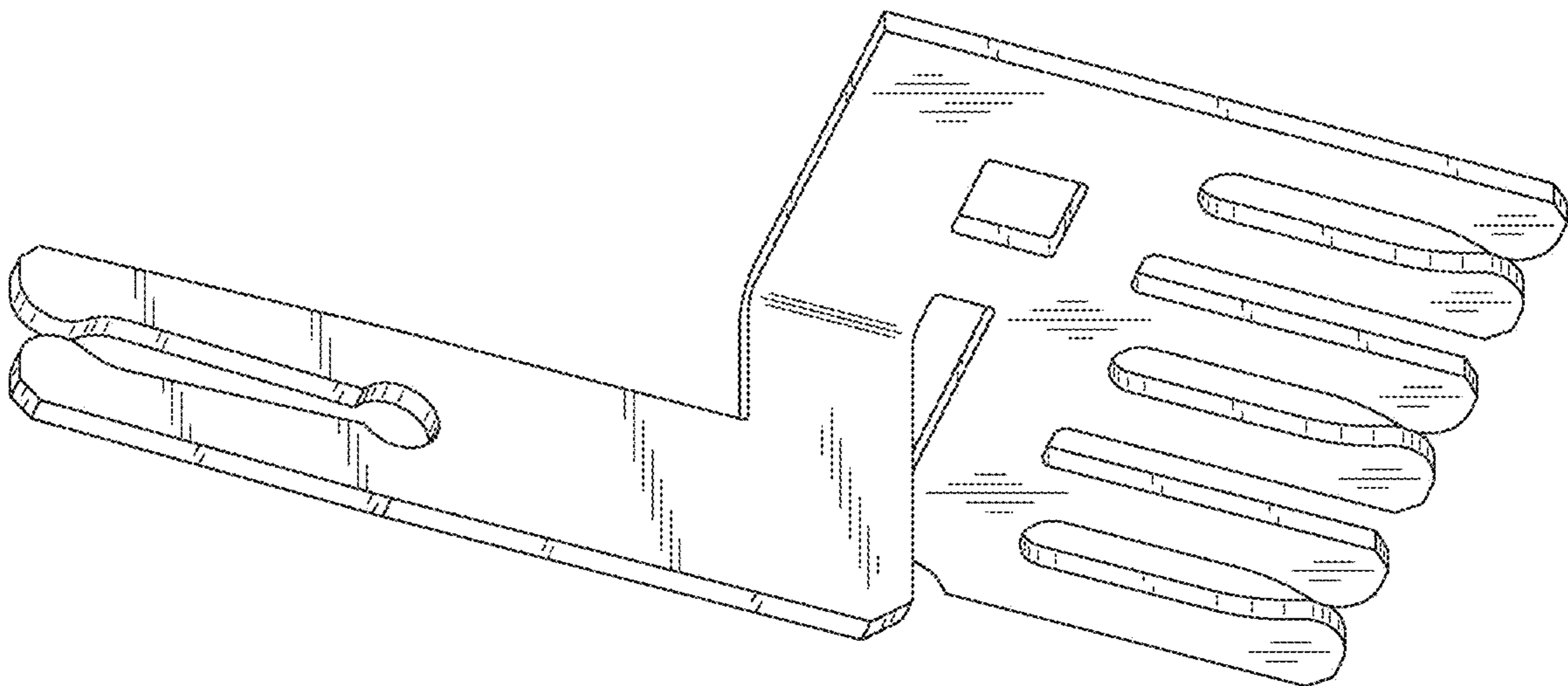
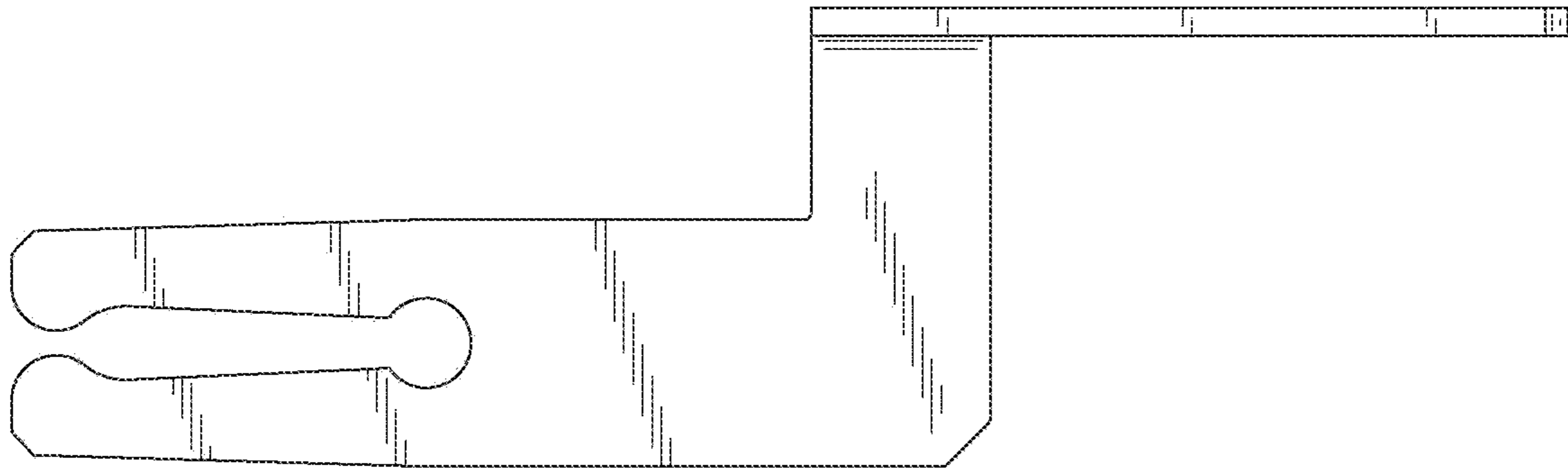


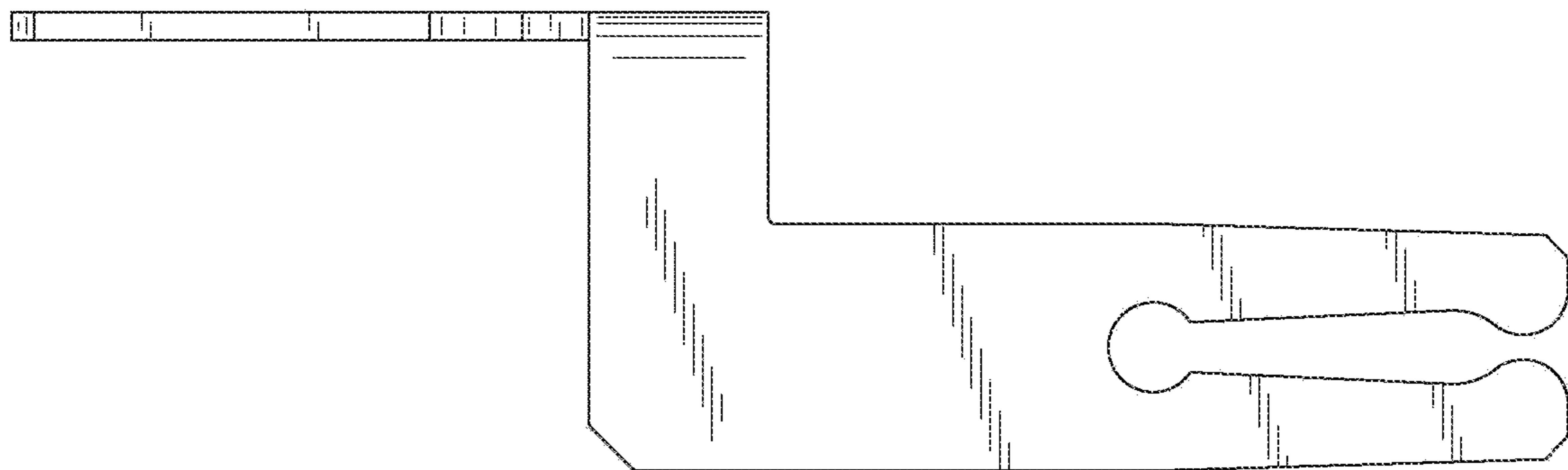
FIG. 2



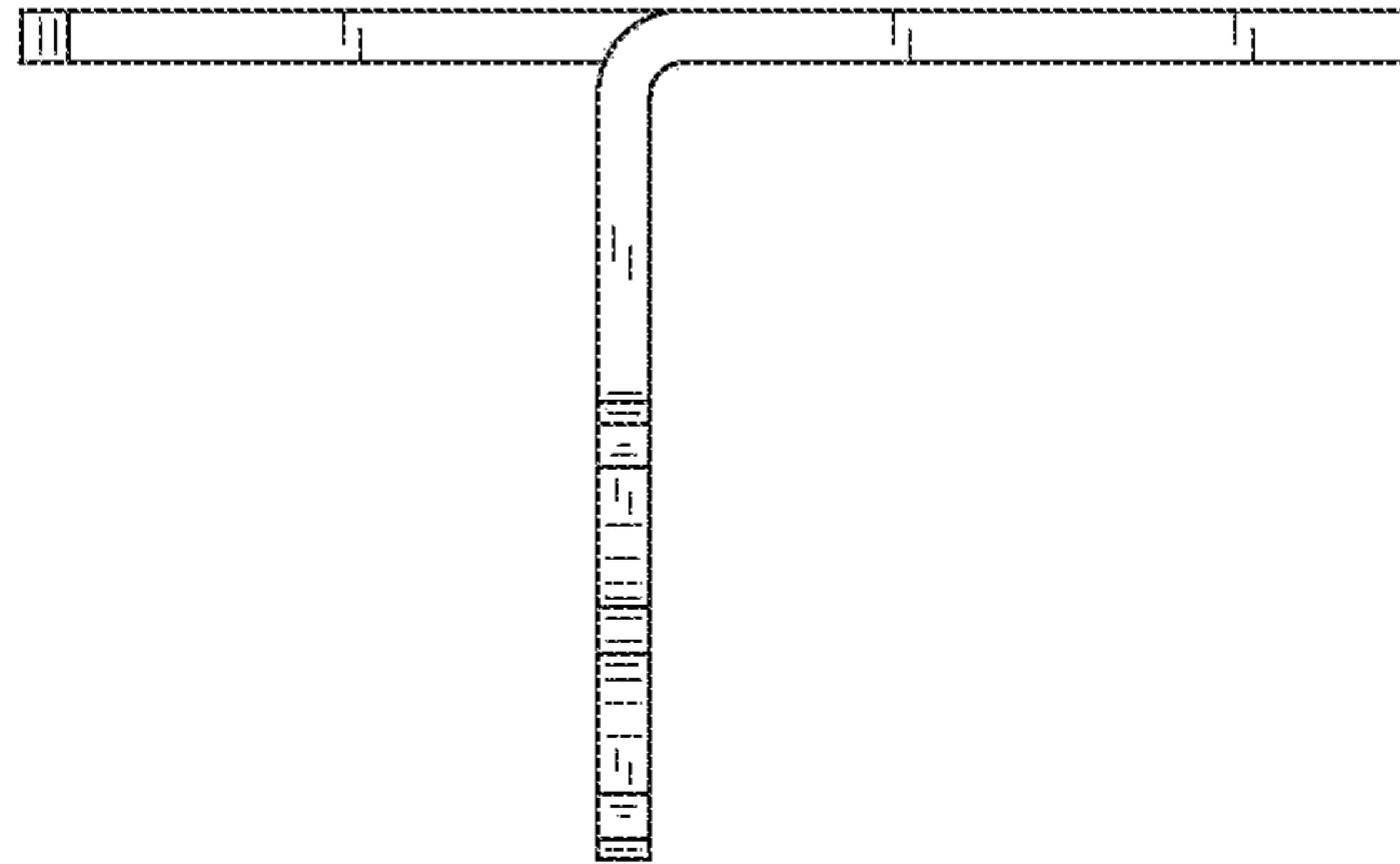
*FIG. 3*



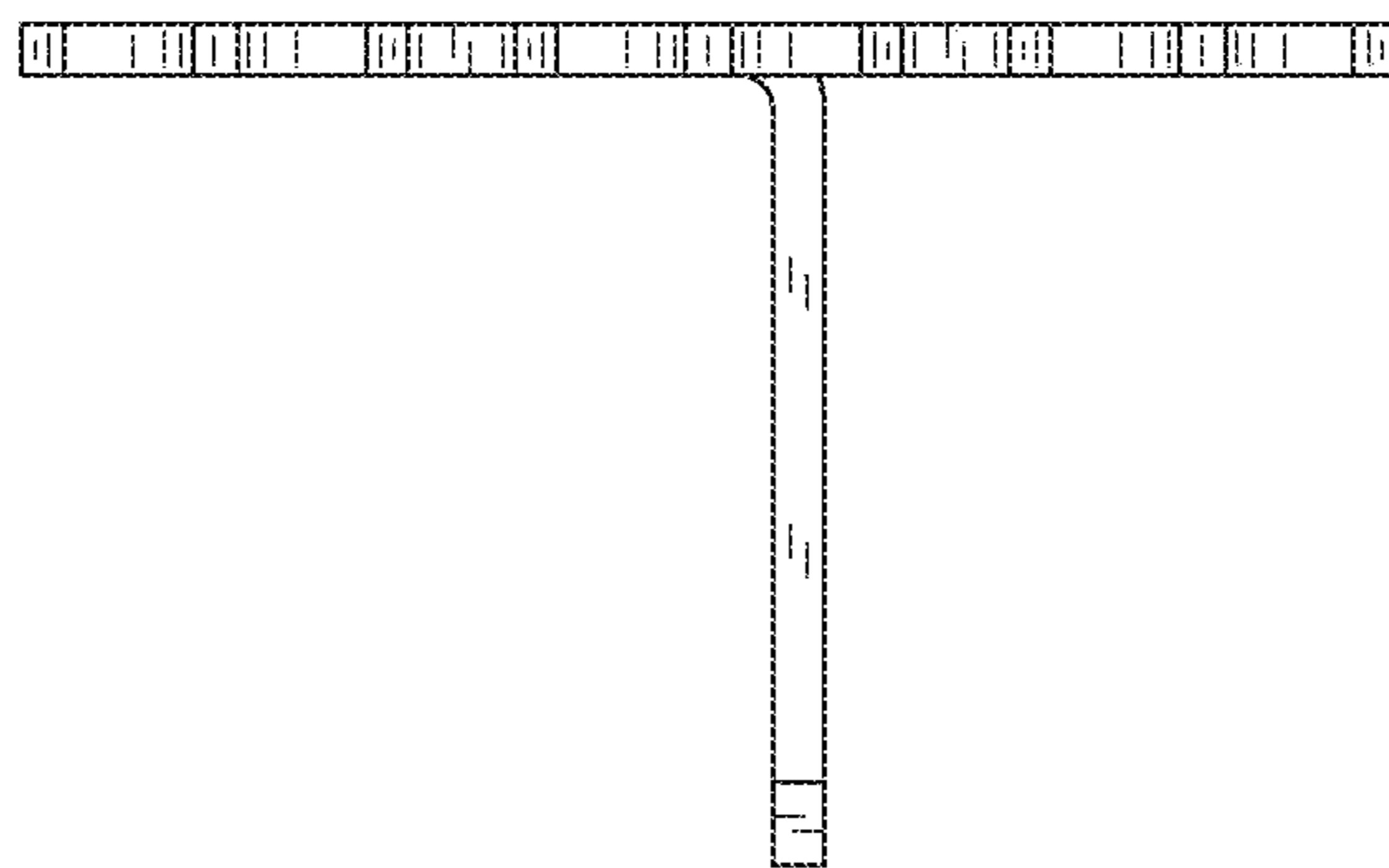
*FIG. 4*



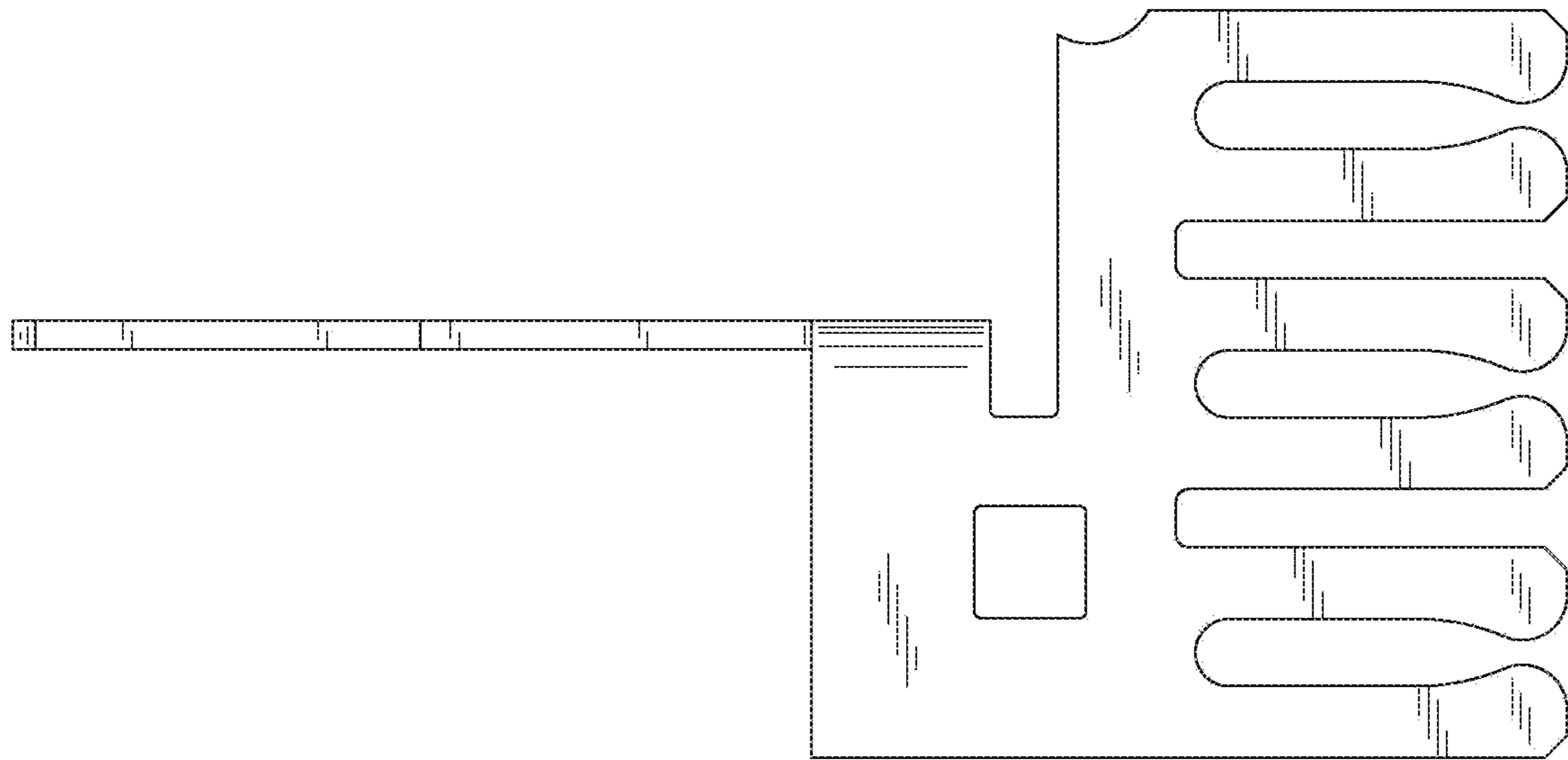
*FIG. 5*



*FIG. 6*



*FIG. 7*



*FIG. 8*

