



US00D890091S

(12) **United States Design Patent** (10) **Patent No.:** **US D890,091 S**
Cramer et al. (45) **Date of Patent:** **** Jul. 14, 2020**

(54) **CHARGER**

- (71) Applicant: **SIVANTOS PTE. LTD.**, Singapore (SG)
- (72) Inventors: **Harald Cramer**, Uhingen (DE); **Vincent Hasenmayer**, Stuttgart (DE); **Lit Song Ding**, Singapore (SG); **Vinay Joshi**, Singapore (SG); **Anand Ganapathy**, Singapore (SG); **Zainal Abidin Mohd Yahya**, Singapore (SG)
- (73) Assignee: **Sivantos Pte. Ltd.**, Singapore (SG)
- (**) Term: **15 Years**
- (21) Appl. No.: **29/706,497**
- (22) Filed: **Sep. 20, 2019**

Related U.S. Application Data

- (62) Division of application No. 35/505,912, filed on Oct. 9, 2018 (U.S. filing date under 35 U.S.C. 384), and having an international filing date of Oct. 9, 2018.

(30) **Foreign Application Priority Data**

Apr. 12, 2018 (EM) 0051230984-0001

- (51) **LOC (12) Cl.** **13-02**

- (52) **U.S. Cl.**
USPC **D13/108**

(58) **Field of Classification Search**

USPC D13/107-110, 118-119, 184; D14/251, D14/253, 432, 434
 CPC Y02E 60/12; Y02T 90/14; Y02T 90/122; Y02T 90/128; Y02T 90/163; H02J 7/025; H02J 7/0042; H02J 7/0044; H02J 7/0045; H02J 7/0003; H01F 38/14; H01R 13/6675; H01M 2/1022; H01M 2/1055; H01M 10/44; H01M 10/46; H01M 10/425; B60L 11/182

See application file for complete search history.

(56) **References Cited**

U.S. PATENT DOCUMENTS

D521,927 S	5/2006	Franck	D13/108
D603,840 S	* 11/2009	Lee	D14/217
D613,903 S	4/2010	Wu	D27/189
D613,904 S	4/2010	Wu	D27/189
D656,092 S	3/2012	Nomi	D13/107
D656,093 S	3/2012	Nomi	D13/107
D656,094 S	* 3/2012	Wu	D13/108
D671,677 S	* 11/2012	Wu	D27/189
D671,678 S	11/2012	Wu	D27/189
D677,000 S	2/2013	Liu	D27/189
D677,001 S	2/2013	Liu	D27/189
D683,898 S	6/2013	Liu	D13/108
D683,899 S	6/2013	Liu	D13/108
D688,418 S	8/2013	Liu	D13/108
D691,372 S	10/2013	Chun	D3/294
D706,976 S	* 6/2014	Wu	D27/189
D723,733 S	* 3/2015	Liu	D27/189

(Continued)

Primary Examiner — Nathaniel D. Buckner

(74) *Attorney, Agent, or Firm* — Laurence A. Greenberg; Werner H. Stemer; Ralph E. Locher

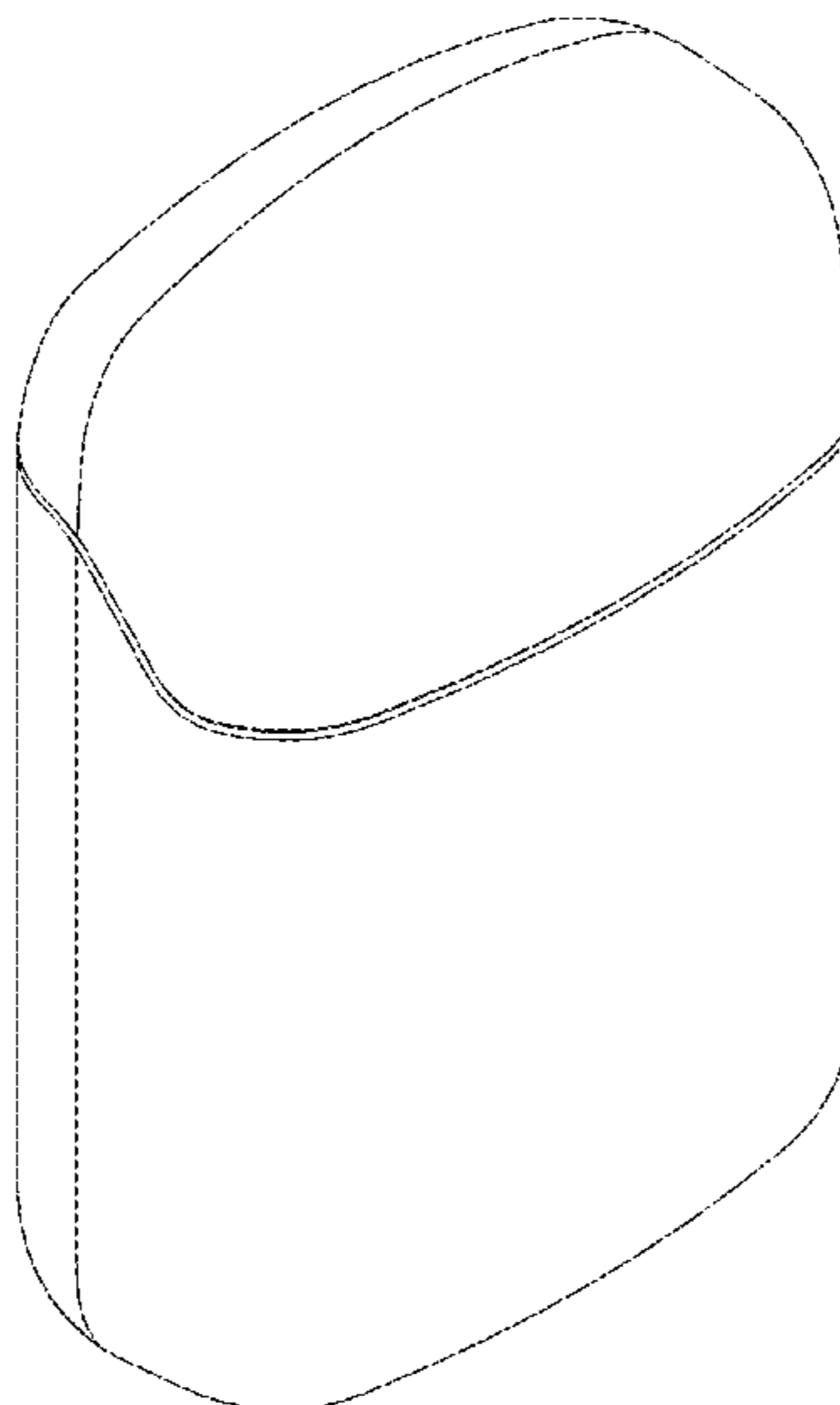
(57) **CLAIM**

The ornamental design for a charger, as shown and described.

DESCRIPTION

FIG. 1 is a front perspective view of the charger showing my new invention;
 FIG. 2 is a front elevation view thereof;
 FIG. 3 is a rear elevation view thereof;
 FIG. 4 is a left side elevation view thereof;
 FIG. 5 is a right side elevation view thereof;
 FIG. 6 is a top plan view thereof; and,
 FIG. 7 is a bottom plan view thereof.

1 Claim, 7 Drawing Sheets



(56)

References Cited

U.S. PATENT DOCUMENTS

D723,736 S *	3/2015	Liu	D27/189
D723,737 S *	3/2015	Liu	D27/189
D736,456 S *	8/2015	Liu	D27/189
D772,572 S	11/2016	Palmborg	D3/201
D789,884 S	6/2017	Bourgeois	D13/107
D790,335 S	6/2017	Honings	D9/424
D790,455 S *	6/2017	McGarry	D13/107
D791,077 S	7/2017	Tsou	D13/108
9,829,953 B2	11/2017	Reade	H02J 7/0042
D806,648 S	1/2018	Beedham	D13/107
D820,783 S	6/2018	Gelder	D13/107
D821,970 S	7/2018	Loermann	D13/107
D823,246 S	7/2018	Lin	D12/108
D826,152 S	8/2018	Christiansen	D13/108
D841,581 S	2/2019	Bonahoom	D13/108
D843,937 S	3/2019	Xiao	D13/108
D850,713 S *	6/2019	Northern	D27/175
2012/0227753 A1 *	9/2012	Newton	A24F 47/008 131/347
2013/0336358 A1 *	12/2013	Liu	G01K 13/002 374/152
2013/0342157 A1 *	12/2013	Liu	A24F 15/18 320/107
2017/0064429 A1	3/2017	Hirsch	H04R 1/1025

* cited by examiner

FIG. 1

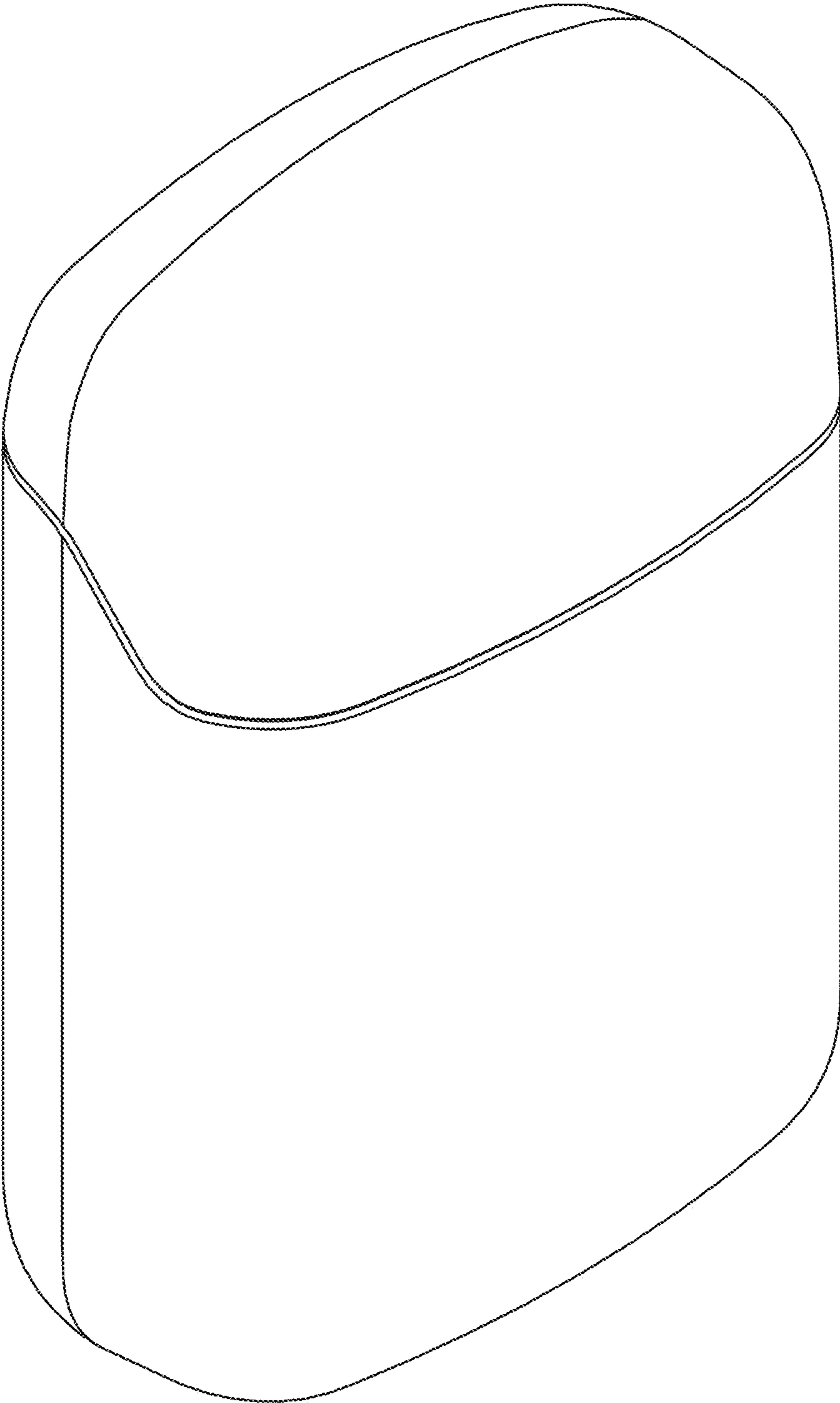


FIG. 2




FIG. 3

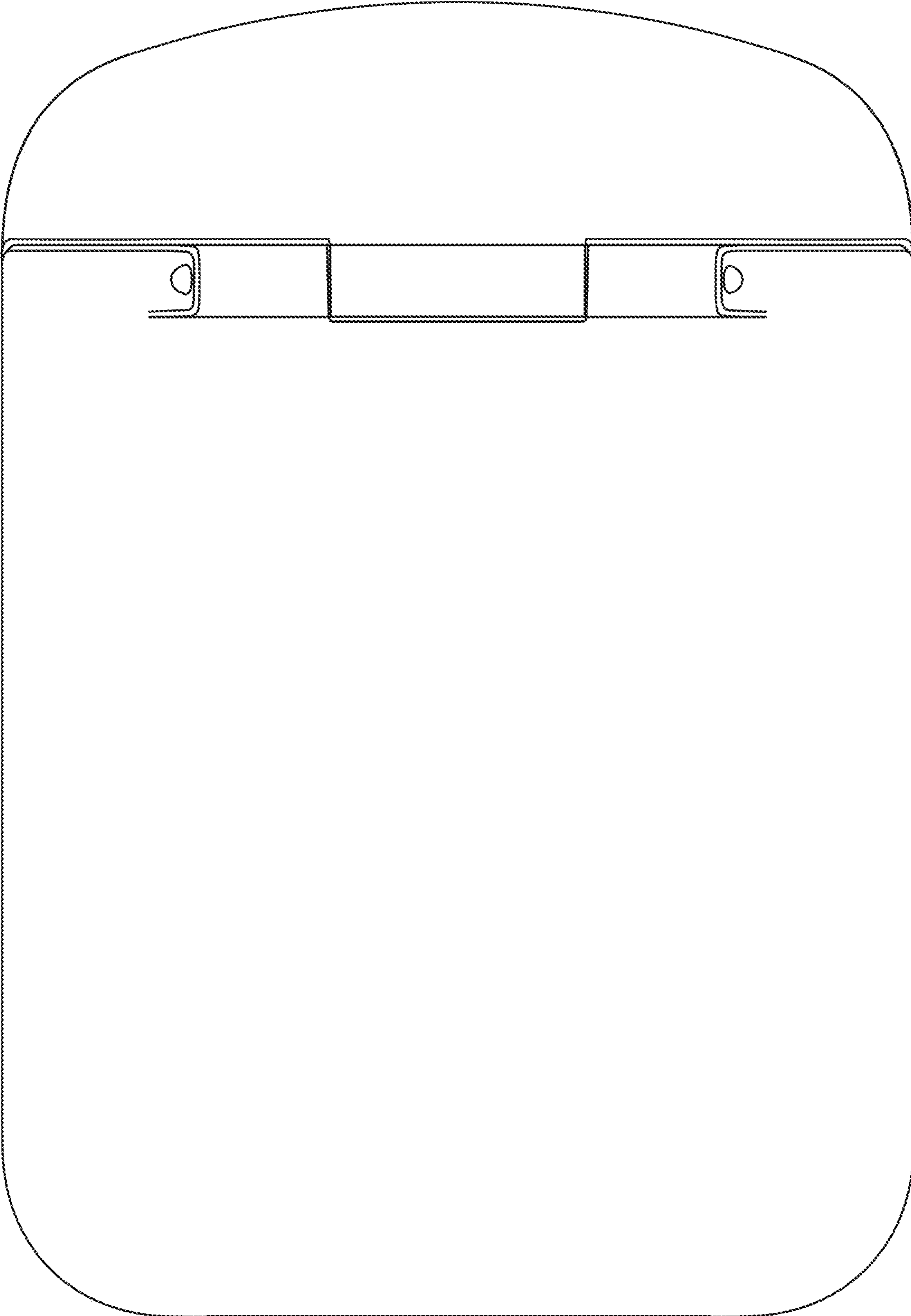


FIG. 4

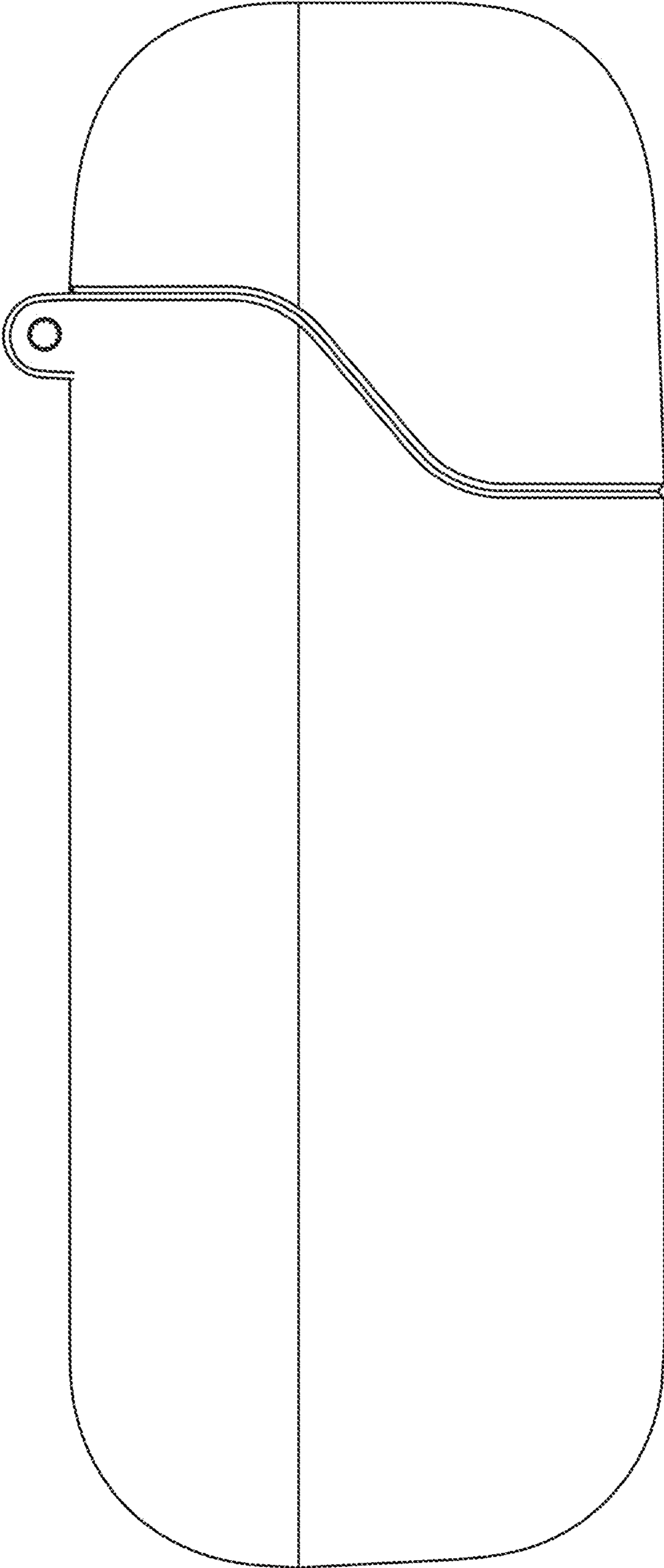


FIG. 5




FIG. 6

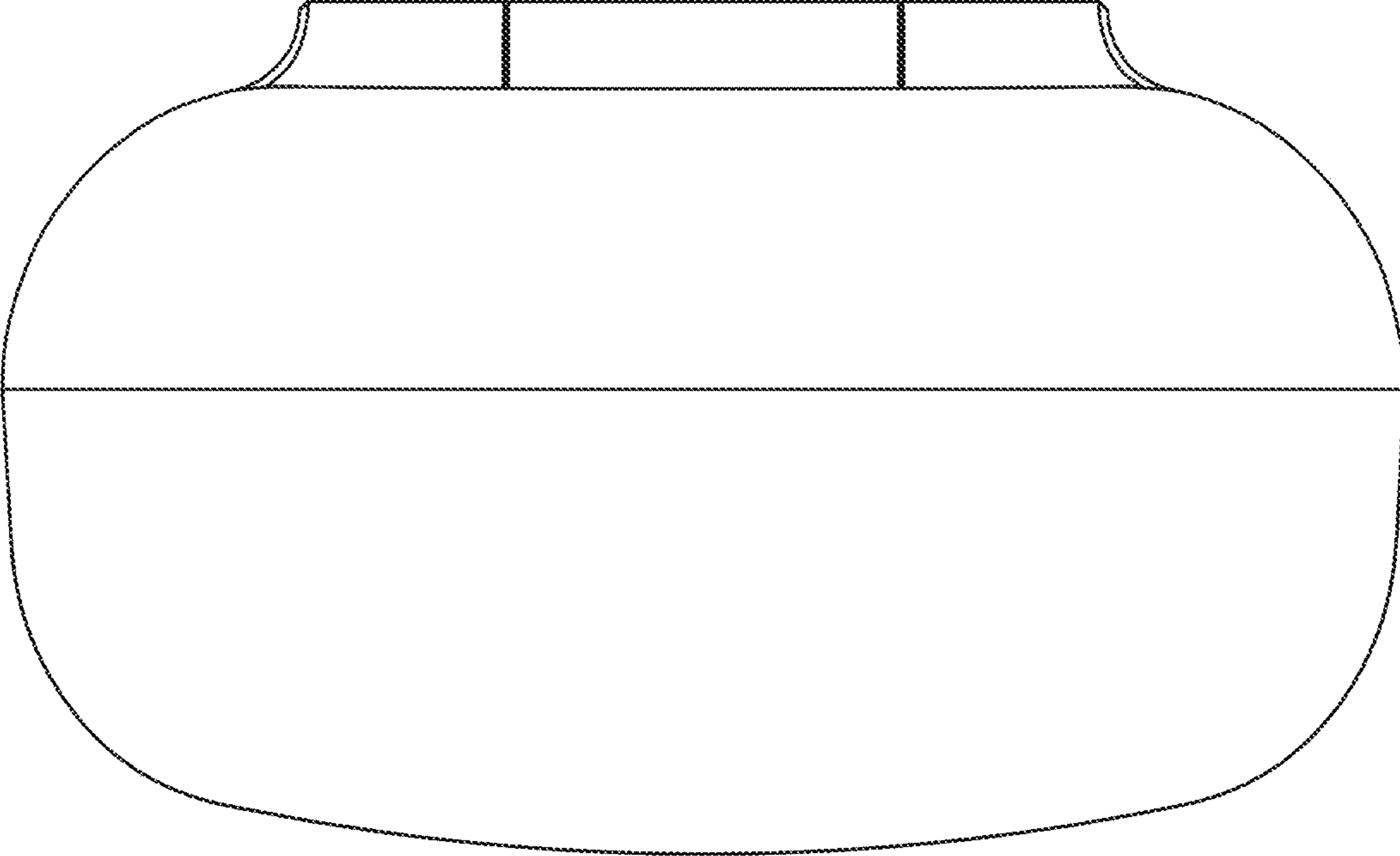


FIG. 7

