



US00D890083S

(12) **United States Design Patent**
Speziari et al.

(10) **Patent No.:** **US D890,083 S**
(45) **Date of Patent:** **** Jul. 14, 2020**

(54) **CAR TIRE**
(71) Applicant: **PIRELLI TYRE S.P.A.**, Milan (IT)
(72) Inventors: **Diego Speziari**, Milan (IT); **Stefano Montesello**, Milan (IT); **Vito Bello**, Milan (IT)
(73) Assignee: **PIRELLI TYRE S.p.A.**, Milan (IT)
(**) Term: **15 Years**

D769,793 S *	10/2016	Haanketo	D12/523
D769,794 S *	10/2016	Kujime	D12/523
D772,786 S *	11/2016	Morito	D12/523
D784,911 S *	4/2017	Hayashi	D12/521
D792,840 S *	7/2017	Hayashi	D12/604
D825,442 S *	8/2018	Hayashi	D12/532
D857,613 S *	8/2019	Speziari	D12/517
D857,615 S *	8/2019	Speziari	D12/523
D857,622 S *	8/2019	Speziari	D12/604
D857,623 S *	8/2019	Speziari	D12/604
D858,430 S *	9/2019	Speziari	D12/604

* cited by examiner

(21) Appl. No.: **29/682,509**

(22) Filed: **Mar. 6, 2019**

Related U.S. Application Data

(60) Division of application No. 29/636,601, filed on Feb. 9, 2018, now Pat. No. Des. 857,615, which is a continuation of application No. 29/625,838, filed on Nov. 13, 2017, now Pat. No. Des. 857,622.

(30) **Foreign Application Priority Data**

May 12, 2017 (EM) 003998947
Nov. 6, 2017 (EM) 004496594

(51) **LOC (12) Cl.** **12-15**

(52) **U.S. Cl.**
USPC **D12/604**

(58) **Field of Classification Search**
USPC D12/500-532, 604
CPC Y10T 152/10027; B60C 1/0016; B60C 11/0306; B60C 11/0302; B60C 3/06; B60C 9/17
See application file for complete search history.

(56) **References Cited**

U.S. PATENT DOCUMENTS

D713,778 S * 9/2014 Muthigi D12/521
D765,019 S * 8/2016 Chen D12/523

Primary Examiner — Brandon M Rosati
Assistant Examiner — John A Voytek
(74) *Attorney, Agent, or Firm* — Finnegan, Henderson, Farabow, Garrett & Dunner, L.L.P.

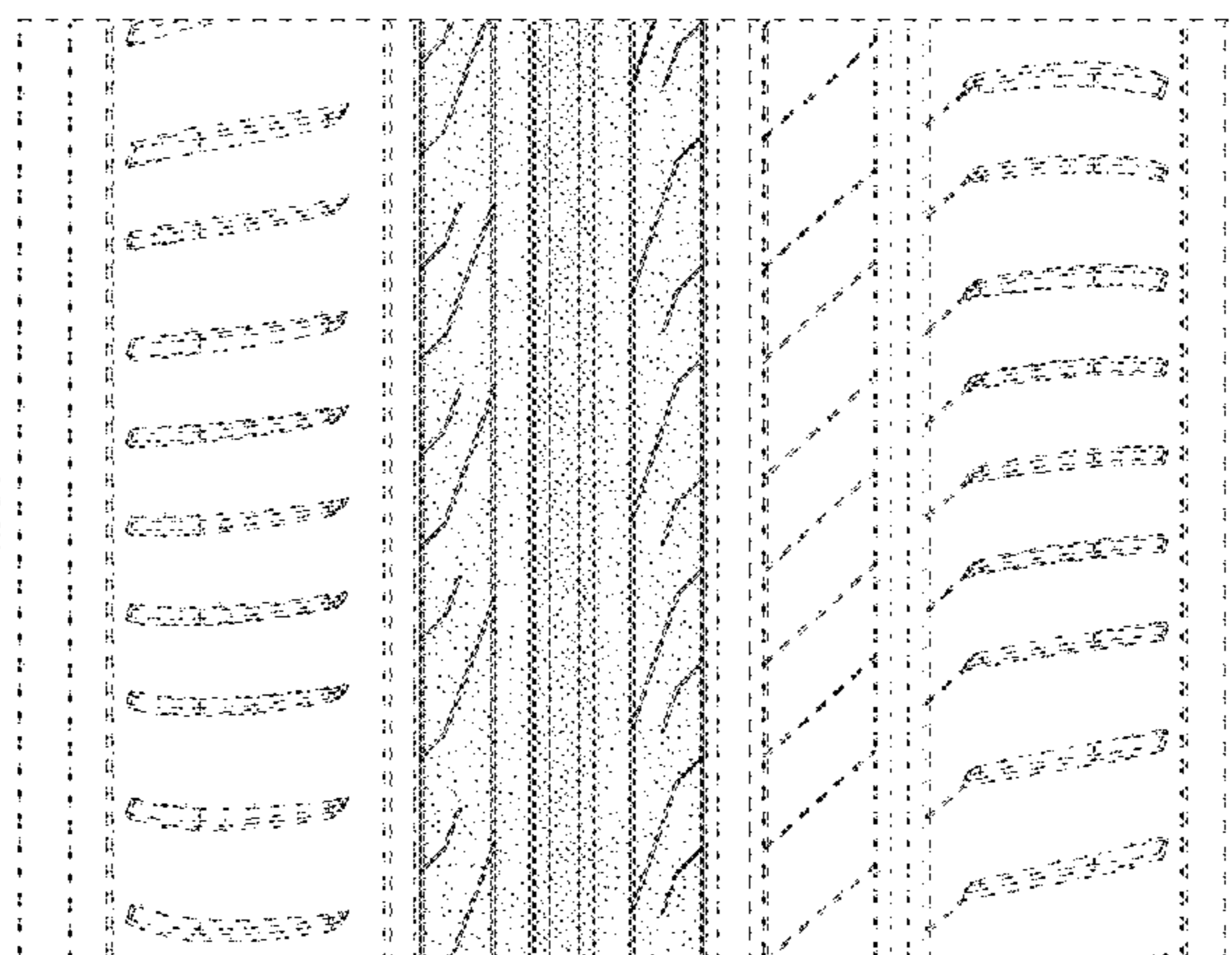
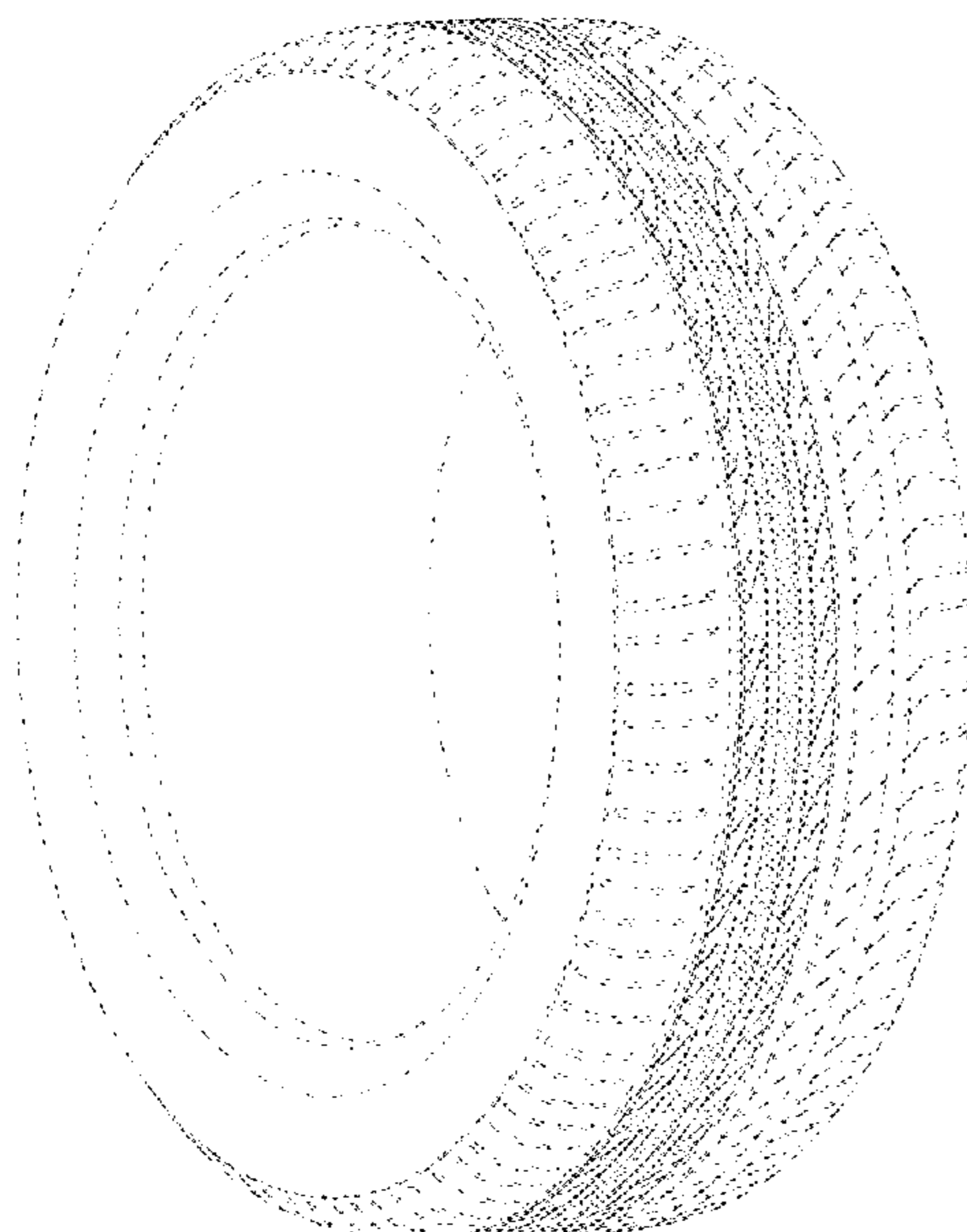
(57) **CLAIM**

The ornamental design for a car tire, as shown and described.

DESCRIPTION

FIG. 1 is a perspective view of a car tire, showing our new design;
FIG. 2 is a front elevation view thereof, it being understood that the tread pattern is repeated throughout the circumference of the car tire;
FIG. 3 is a left side elevation view thereof;
FIG. 4 is a right side elevation view thereof; and,
FIG. 5 is an enlarged front elevation view of FIG. 2, showing a portion thereof.
In the drawings, the evenly spaced broken lines depict portions of the car tire that form no part of the claimed design. The dashed lines of uneven length define the bounds of the claim and form no part of the claimed design.

1 Claim, 5 Drawing Sheets



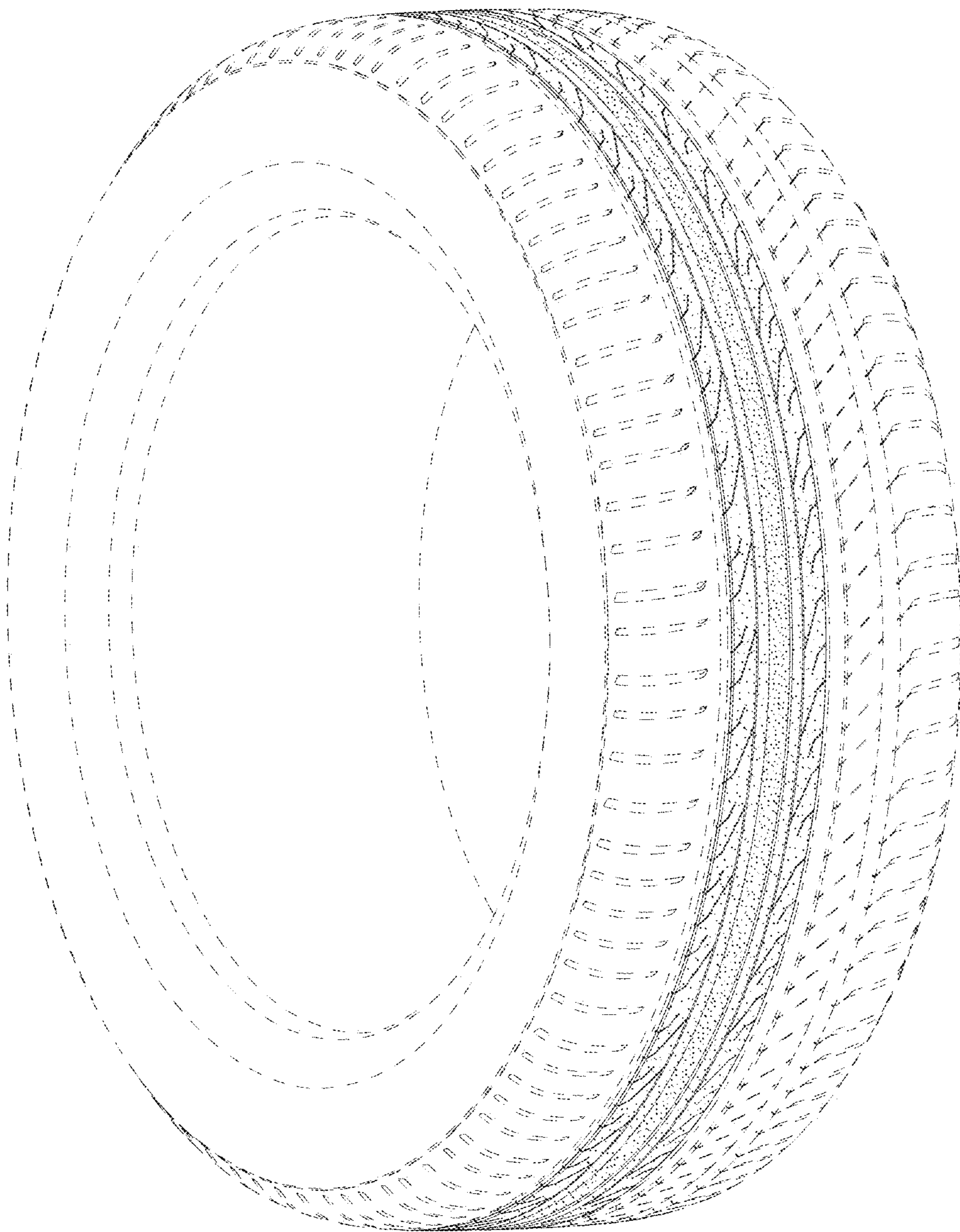


FIG. 1

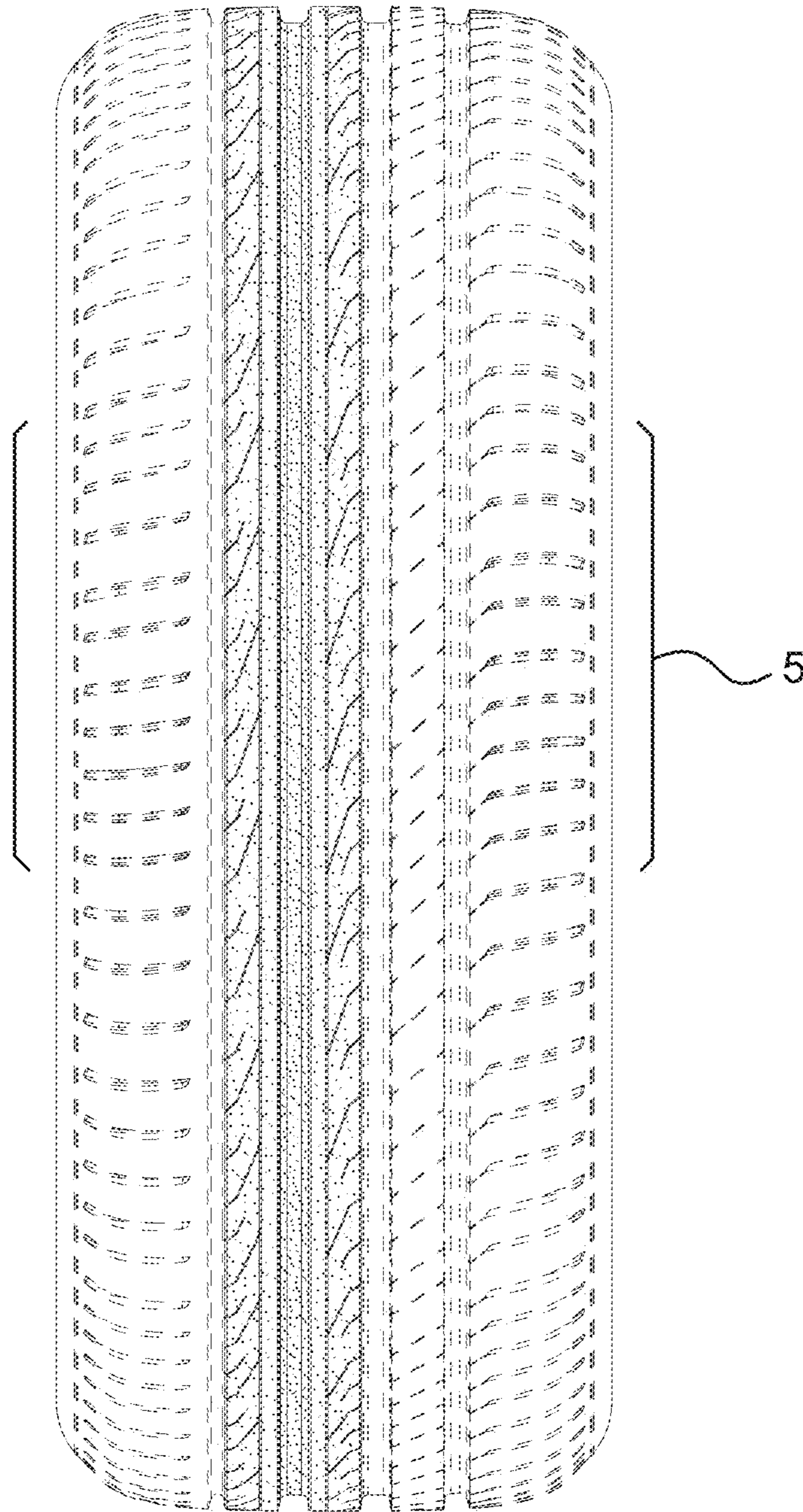


FIG. 2




FIG. 3




FIG. 4

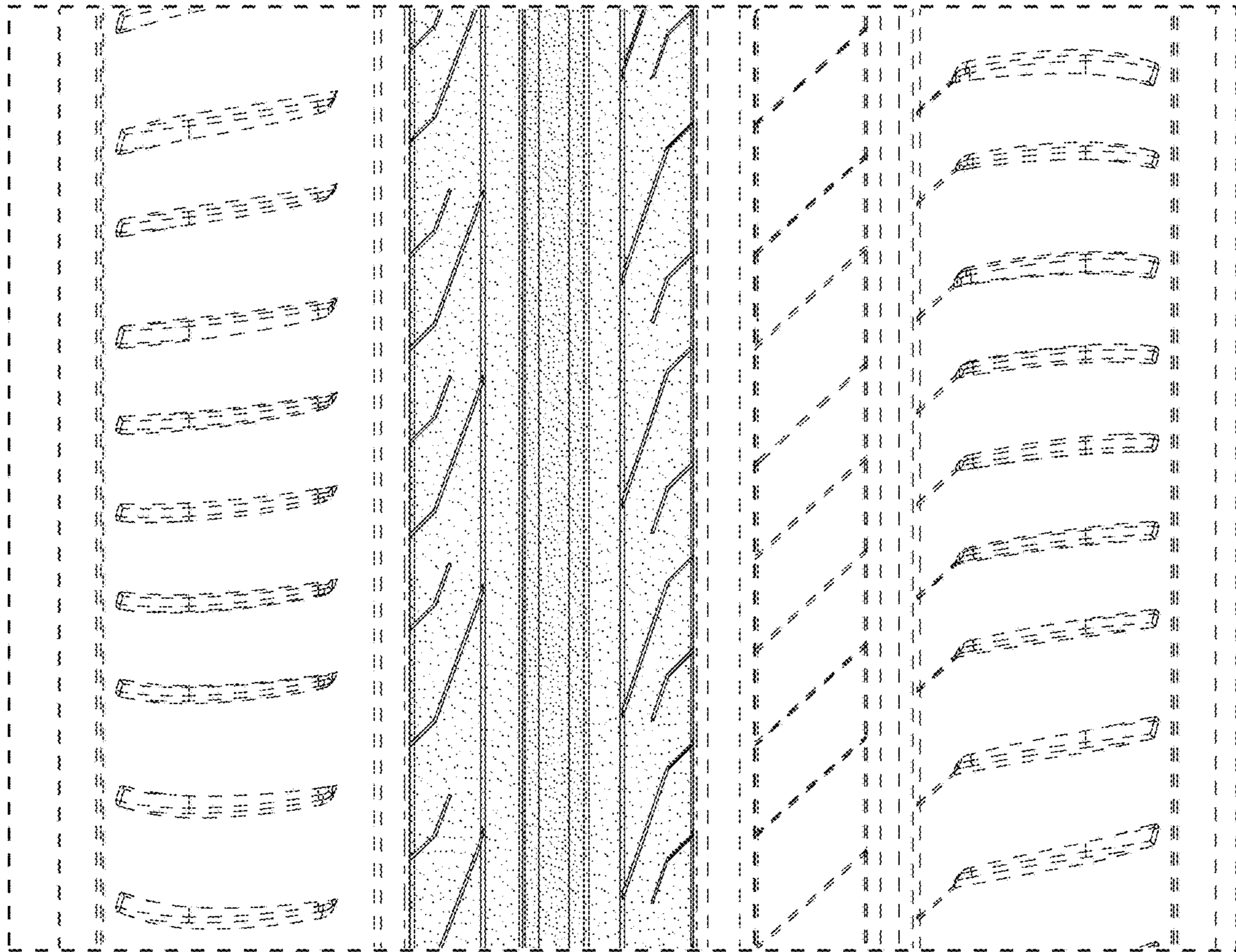


FIG. 5