



US00D890053S

(12) **United States Design Patent**
Tonello et al.

(10) **Patent No.:** **US D890,053 S**

(45) **Date of Patent:** **** Jul. 14, 2020**

(54) **VEHICLE REAR DECKLID**

(71) Applicant: **Ford Global Technologies, LLC**,
Dearborn, MI (US)

(72) Inventors: **Domenico Tonello**, Cologne (DE);
Jordan Demkiw, Cologne (DE); **Joel Piaskowski**,
Dusseldorf (DE); **Claudio Messale**, Cologne (DE);
George Saridakis, Edinburgh (GB)

(73) Assignee: **Ford Global Technologies, LLC**,
Dearborn, MI (US)

(**) Term: **15 Years**

(21) Appl. No.: **29/661,858**

(22) Filed: **Aug. 31, 2018**

(30) **Foreign Application Priority Data**

Mar. 2, 2018 (DE) 40 2018 100 228

(51) **LOC (12) Cl.** **12-16**

(52) **U.S. Cl.**
USPC **D12/196**

(58) **Field of Classification Search**
USPC D12/86, 163-164, 169, 173, 175, 177,
D12/184, 196
CPC B60J 11/06; B60R 13/00; B60R 13/10;
B62D 25/10; B62D 35/00; B62D 35/007;
E05D 5/062
See application file for complete search history.

(56) **References Cited**

U.S. PATENT DOCUMENTS

D592,577 S * 5/2009 Lamm D12/196
D696,989 S * 1/2014 Suga D12/164
D697,455 S * 1/2014 Kubota D12/164
D698,289 S * 1/2014 Kwon D12/164
D706,181 S * 6/2014 Sakae D12/164

D706,689 S * 6/2014 Tada D12/164
D731,933 S * 6/2015 Beaven D12/164
D731,942 S * 6/2015 Hammoud D12/196
D733,013 S * 6/2015 Kamiura D12/164
D733,629 S * 7/2015 Rugar D12/196
D751,471 S * 3/2016 Futschik D12/164
D755,091 S * 5/2016 Ishibashi D12/164
D763,142 S * 8/2016 Tokizane D12/164
D767,461 S * 9/2016 Kozub D12/196
D776,580 S * 1/2017 Fukui D12/164

(Continued)

OTHER PUBLICATIONS

“CPP Direct Fit Primed Trunk Lid for 2012-2013 Honda Civic.”
Amazon.com, published Jan. 24, 2017 (Retrieved from the Internet
Dec. 18, 2019). Internet URL: <<https://www.amazon.com/CPP-Direct-Primed-2012-2013-HO1800117/dp/B01NBY4W6I>> (Year :
2017).*

(Continued)

Primary Examiner — Jack Reickel
Assistant Examiner — Rachel A Voorhies

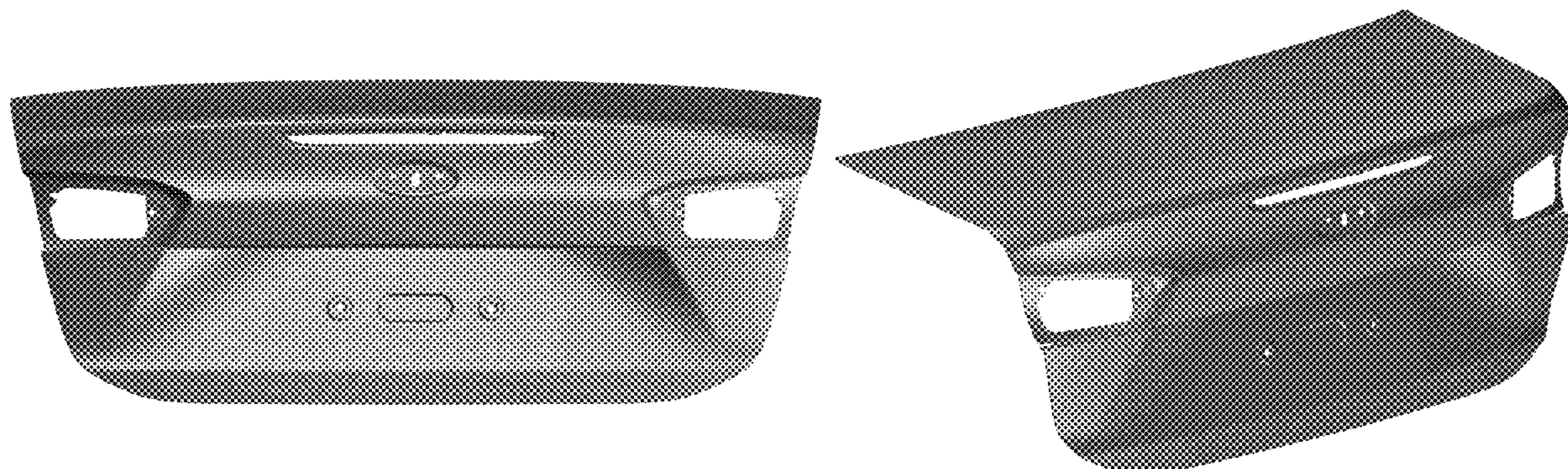
(57) **CLAIM**

The ornamental design for a vehicle rear decklid, as shown
and described.

DESCRIPTION

FIG. 1 is a front elevational view of a vehicle rear decklid,
showing our new design;
FIG. 2 is a rear elevational view thereof;
FIG. 3 is a left side elevational view thereof;
FIG. 4 is a right side elevational view thereof;
FIG. 5 is a top plan view thereof;
FIG. 6 is a bottom plan view thereof;
FIG. 7 is a top, front, and left side perspective view thereof;
FIG. 8 is a bottom, front, and left side perspective view
thereof; and,
FIG. 9 is a top and rear perspective view thereof.

1 Claim, 9 Drawing Sheets






Fig. 1




Fig. 2

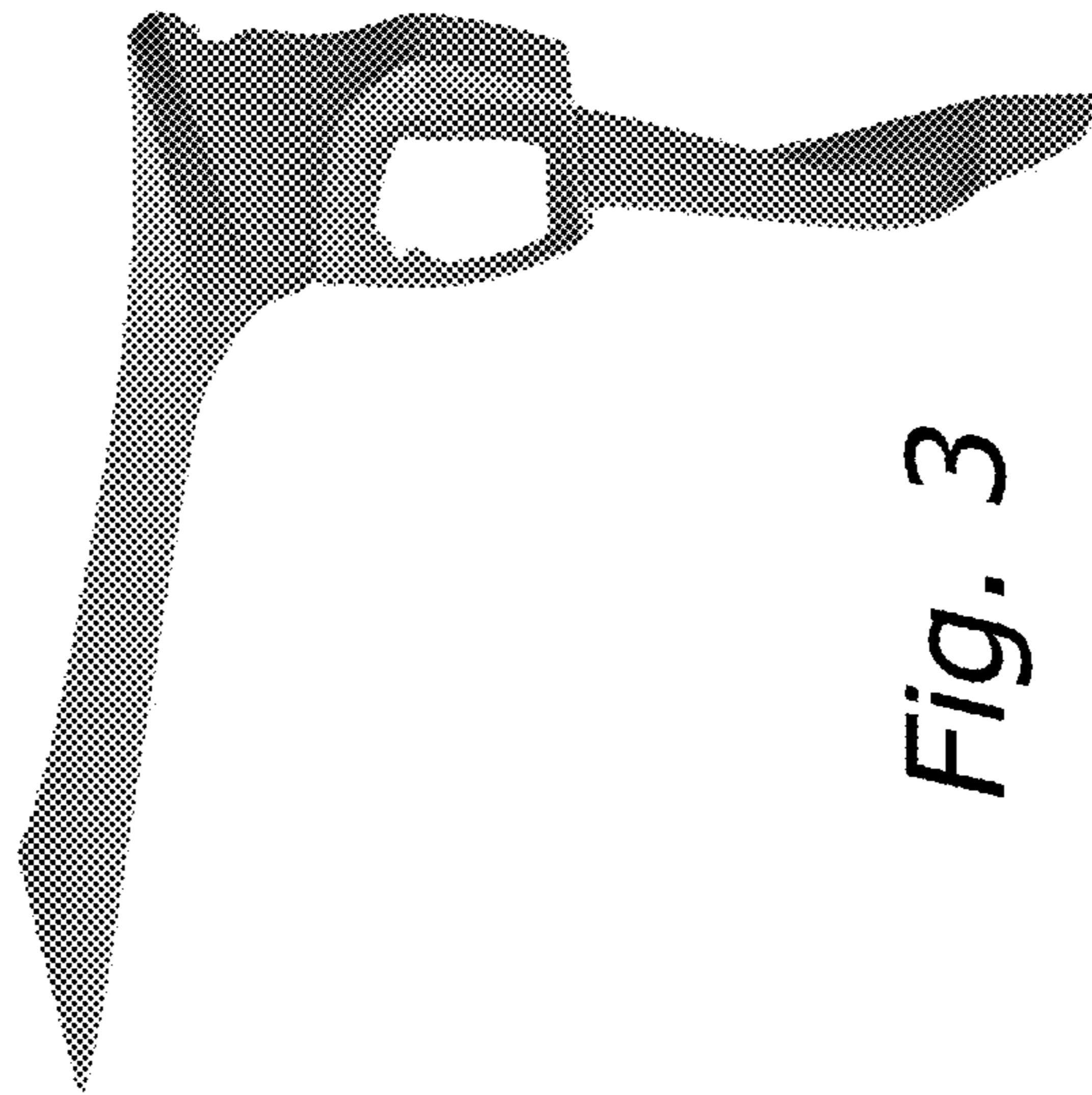


Fig. 3

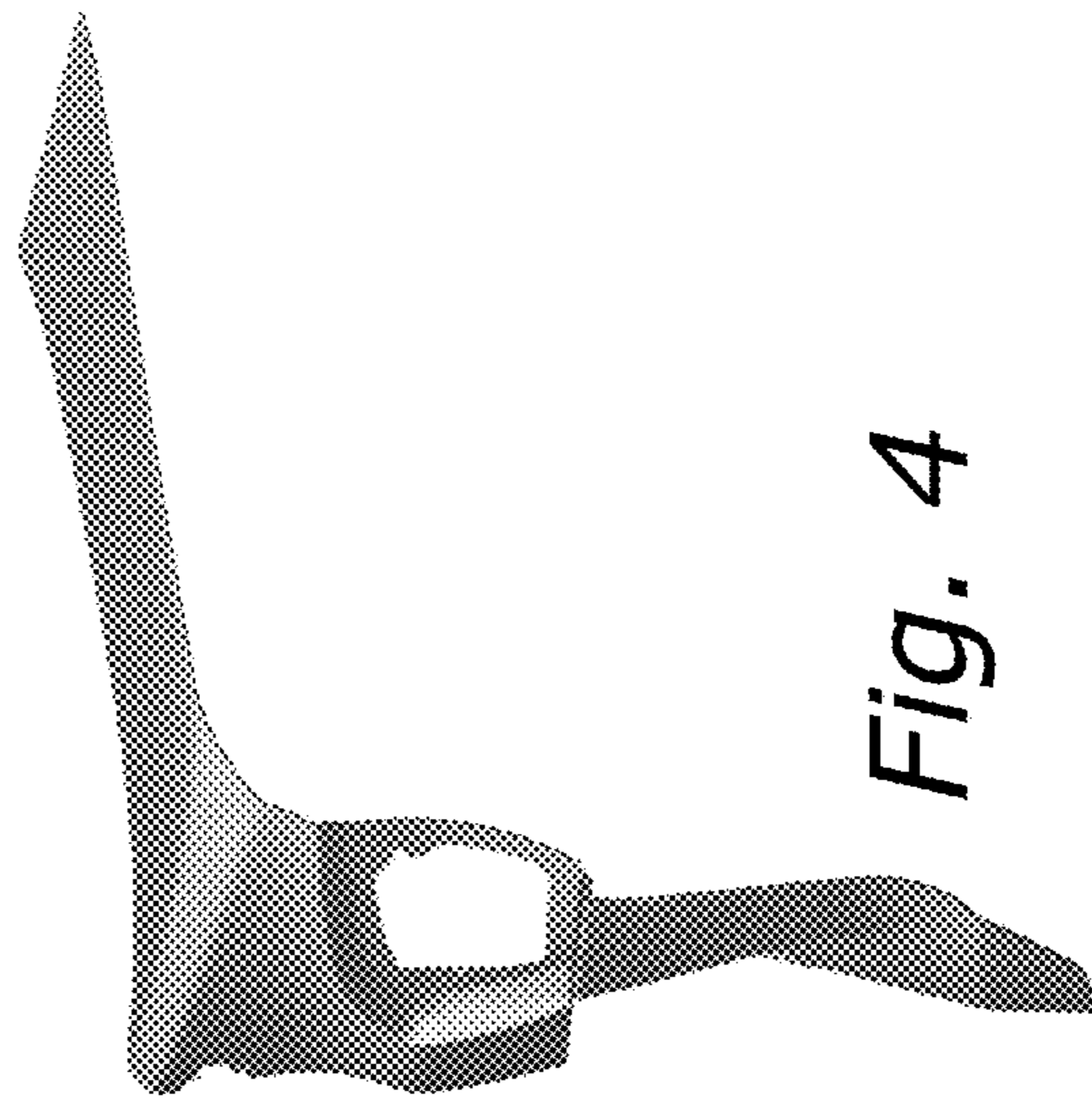


Fig. 4




Fig. 5


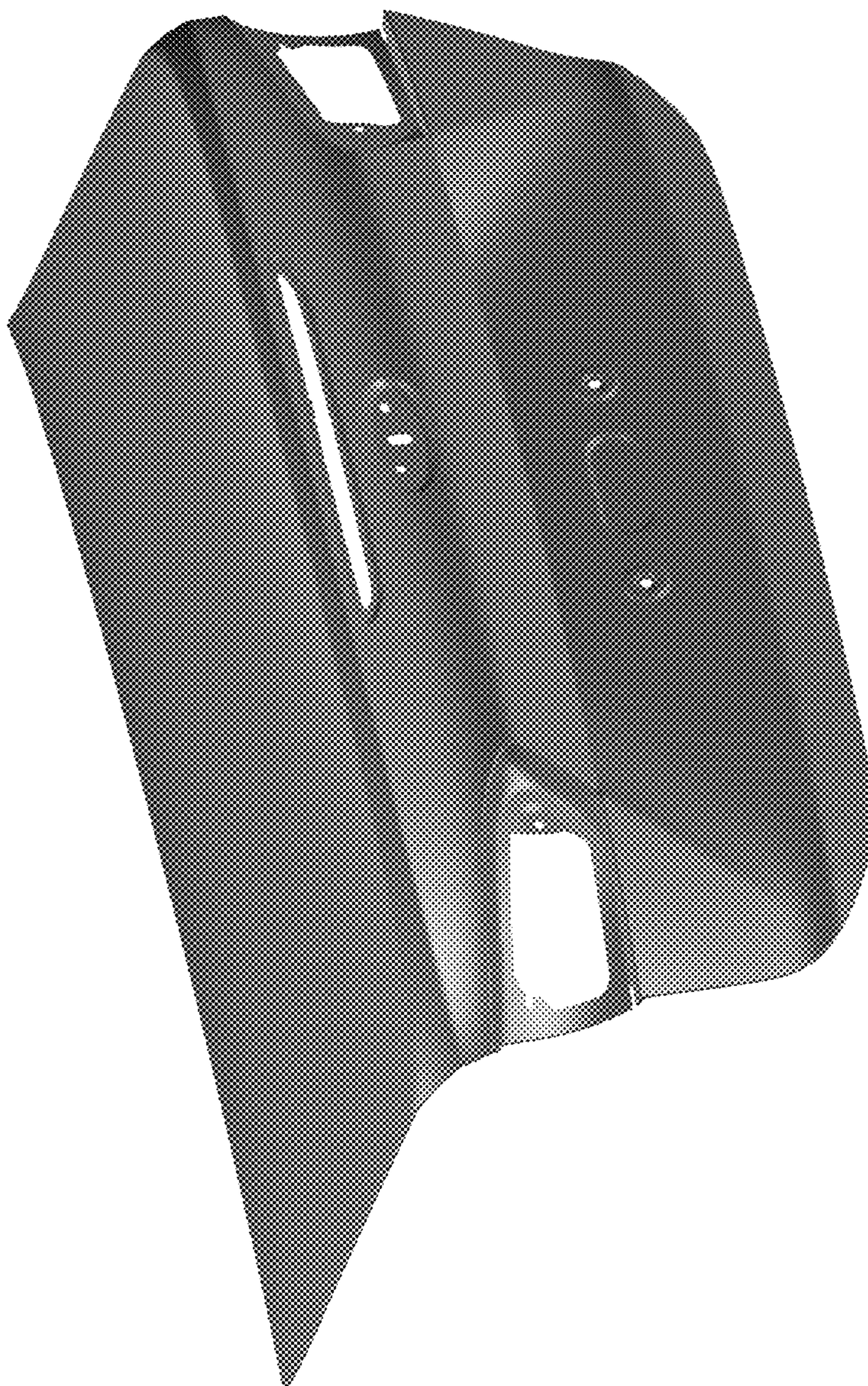


Fig. 6

Fig. 7






Fig. 8

Fig. 9

