



US00D890048S

(12) **United States Design Patent** (10) **Patent No.:** **US D890,048 S**
Battams et al. (45) **Date of Patent:** **** Jul. 14, 2020**

(54) **SPOILER**

(71) Applicant: **Jaguar Land Rover Limited**, Whitley, Coventry (GB)

(72) Inventors: **Robert Battams**, Coventry (GB);
Massimo Frascella, Coventry (GB)

(73) Assignee: **Jaguar Land Rover Limited**, Whitley, Coventry (GB)

(**) Term: **15 Years**

(21) Appl. No.: **29/673,411**

(22) Filed: **Dec. 14, 2018**

(30) **Foreign Application Priority Data**

Jun. 28, 2018 (EM) 005329125

(51) **LOC (12) Cl.** **12-16**

(52) **U.S. Cl.**
USPC **D12/181**

(58) **Field of Classification Search**
USPC D12/190-192, 181, 415, 196, 400, 173,
D12/126, 169, 203, 414, 286, 171, 110,
D12/114; 180/90; 280/750, 751, 752,
280/740, 741, 848; 296/191; 293/113,
293/102, 117
CPC . B60R 2013/0293; B60R 21/20; B60R 21/06;
B60R 13/02; B60R 13/04; B62D 35/007;
B62D 37/02

See application file for complete search history.

(56) **References Cited**

U.S. PATENT DOCUMENTS

D828,251 S *	9/2018	Varga	D12/181
D846,463 S *	4/2019	Wheel	D12/181
D864,064 S *	10/2019	Smith	D12/181
D867,241 S *	11/2019	SchmoLz	D12/181
D867,243 S *	11/2019	Schmolz	D12/181

* cited by examiner

Primary Examiner — Abraham Bahta

(57) **CLAIM**

The ornamental design for a spoiler, as shown and described.

DESCRIPTION

FIG. 1 is a front left elevated perspective view of a spoiler for a vehicle according to the present invention.

FIG. 2 is a front left perspective view of the spoiler shown in FIG. 1.

FIG. 3 is a rear right elevated perspective view thereof.

FIG. 4 is a rear right perspective view thereof.

FIG. 5 is a front view thereof.

FIG. 6 is a rear view thereof.

FIG. 7 is a left side view thereof.

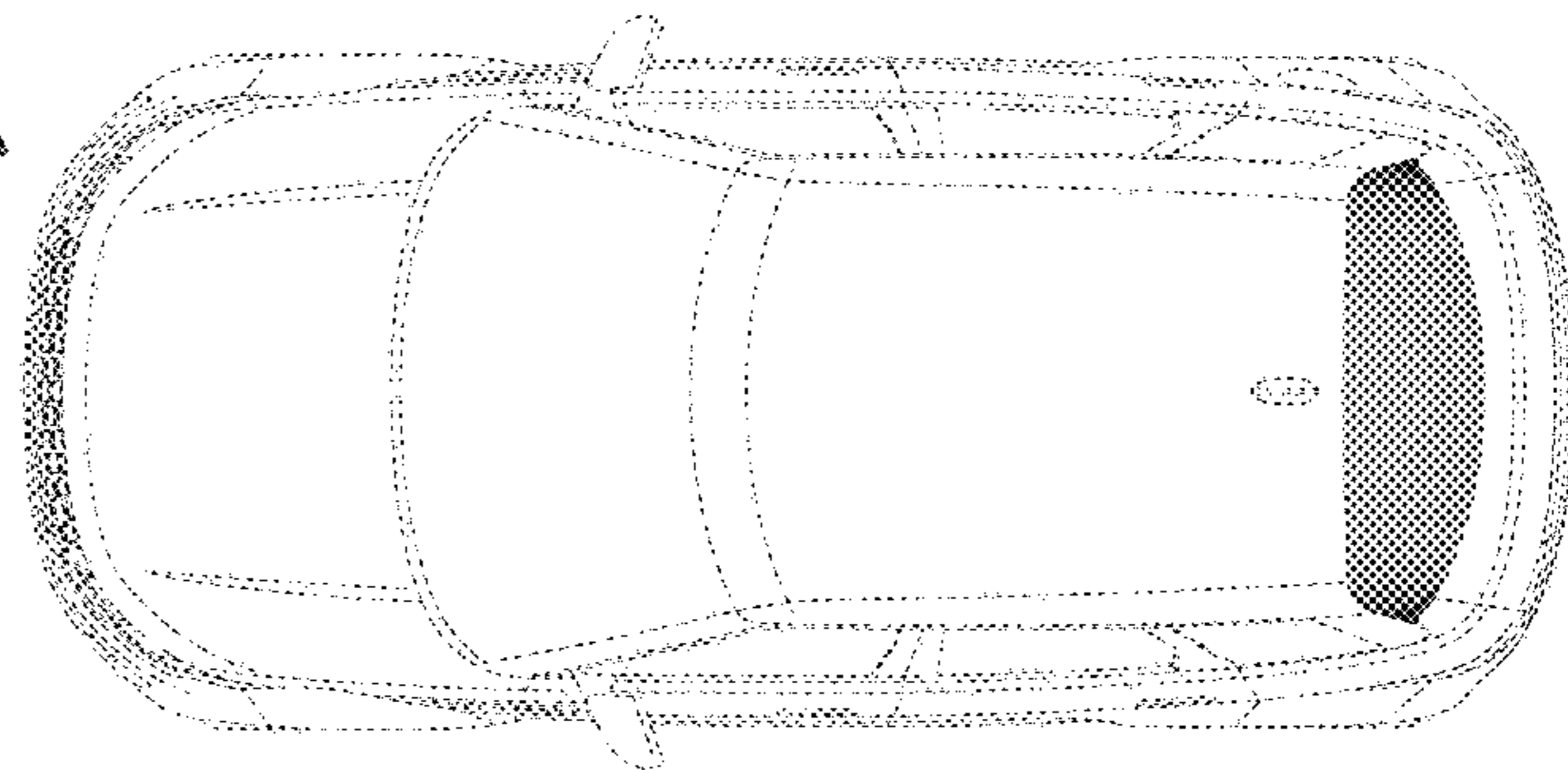

FIG. 8 is a right side view thereof.

FIG. 9 is a top view thereof.

FIG. 10 is a bottom view thereof; and,

FIG. 11 is another top view thereof, but mounted on a vehicle to show environmental structure, the vehicle being unclaimed and shown in broken lines.

1 Claim, 11 Drawing Sheets






FIG. 1




FIG. 2




FIG. 3




FIG. 4




FIG. 5




FIG. 6




FIG. 7




FIG. 8




FIG. 9




FIG. 10

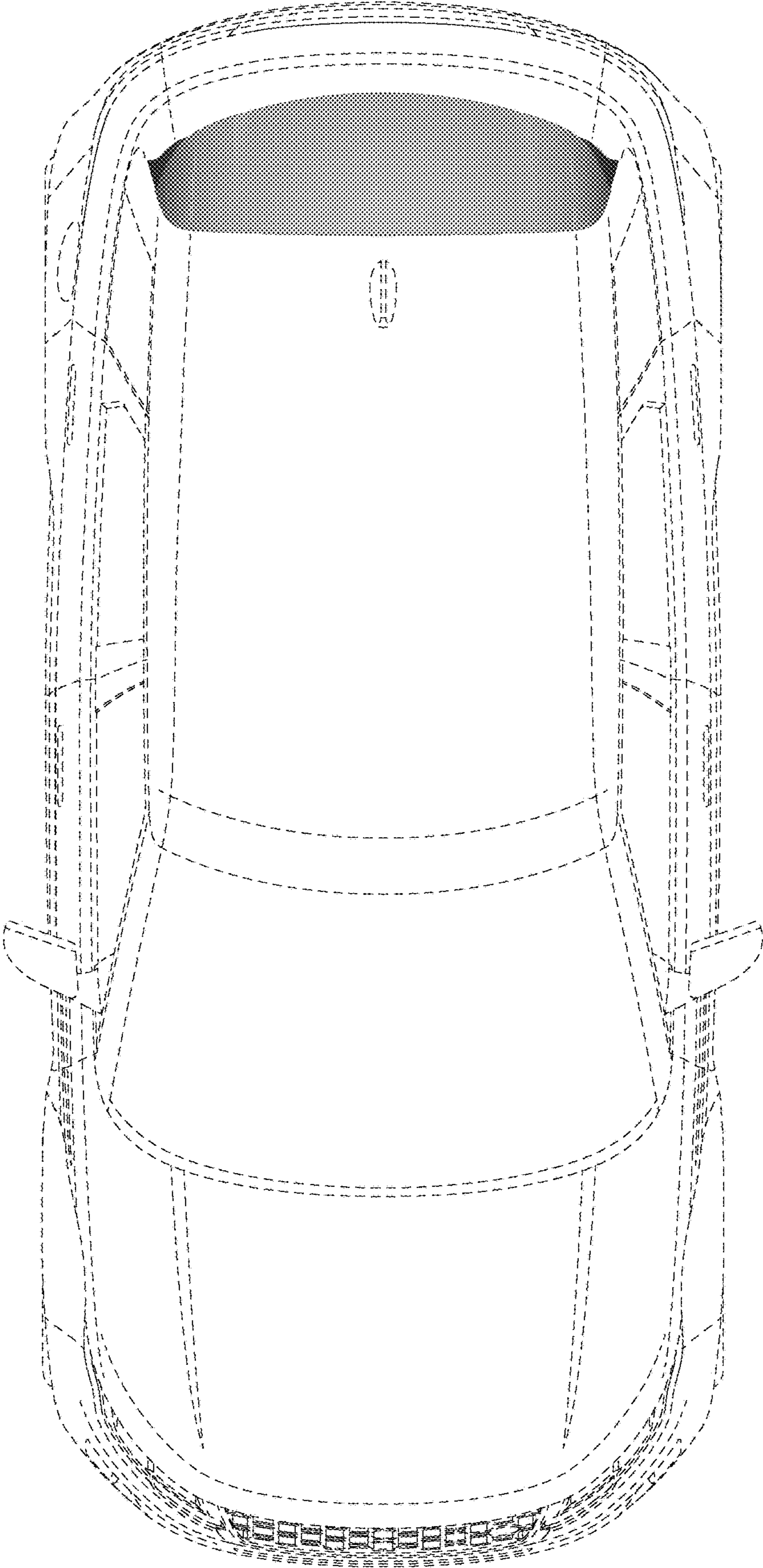


FIG. 11