



US00D890040S

(12) **United States Design Patent** (10) **Patent No.:** **US D890,040 S**
Platto et al. (45) **Date of Patent:** **** Jul. 14, 2020**

- (54) **VEHICLE FRONT LOWER VALANCE**
- (71) Applicant: **Ford Global Technologies, LLC**,
Dearborn, MI (US)
- (72) Inventors: **Gordon Platto**, Troy, MI (US); **Sean Tant**, Livonia, MI (US); **Joshua Henry**,
Detroit, MI (US)
- (73) Assignee: **Ford Global Technologies, LLC**,
Dearborn, MI (US)
- (**) Term: **15 Years**
- (21) Appl. No.: **29/678,054**
- (22) Filed: **Jan. 25, 2019**
- (51) **LOC (12) Cl.** **12-16**
- (52) **U.S. Cl.**
USPC **D12/169**
- (58) **Field of Classification Search**
USPC D12/169, 196, 86, 90-92, 163, 190, 98,
D12/164; 293/102, 113, 115, 117, 120,
293/193.11; 296/180.1, 180.2; 180/68.1,
180/68.6
CPC B60R 19/52; B60K 11/08; B62D 25/08;
B62B 9/16
See application file for complete search history.

- D775,026 S 12/2016 Platto et al.
- D792,816 S * 7/2017 Kozub D12/169
- D793,302 S * 8/2017 Kozub D12/169
- D793,924 S * 8/2017 Sagawa et al. D12/169
- D800,031 S * 10/2017 Jung D12/169
- D821,939 S * 7/2018 Bucher et al. D12/169
- D850,998 S * 6/2019 Woodhouse et al. D12/169

* cited by examiner

Primary Examiner — Melody N Brown
 (74) *Attorney, Agent, or Firm* — Vichit Chea

(57) **CLAIM**

The ornamental design for a vehicle front lower valance, as shown and described.


DESCRIPTION

FIG. 1 is a front elevational view of a vehicle front lower valance, showing our new design;
 FIG. 2 is a left side elevational view thereof;
 FIG. 3 is a right side elevational view thereof;
 FIG. 4 is a top plan view thereof;
 FIG. 5 is a bottom plan view thereof;
 FIG. 6 is a top, front and left side perspective view thereof;
 and,
 FIG. 7 is a bottom, front and left side perspective view thereof.
 The broken line portions of the valance shown throughout the drawing views are for environmental and illustrative purposes only and form no part of the claimed design.

1 Claim, 7 Drawing Sheets

- (56) **References Cited**
U.S. PATENT DOCUMENTS

D592,572 S 5/2009 Golden et al.
D607,791 S 1/2010 Golden et al.






Fig.1




Fig. 2




Fig. 3


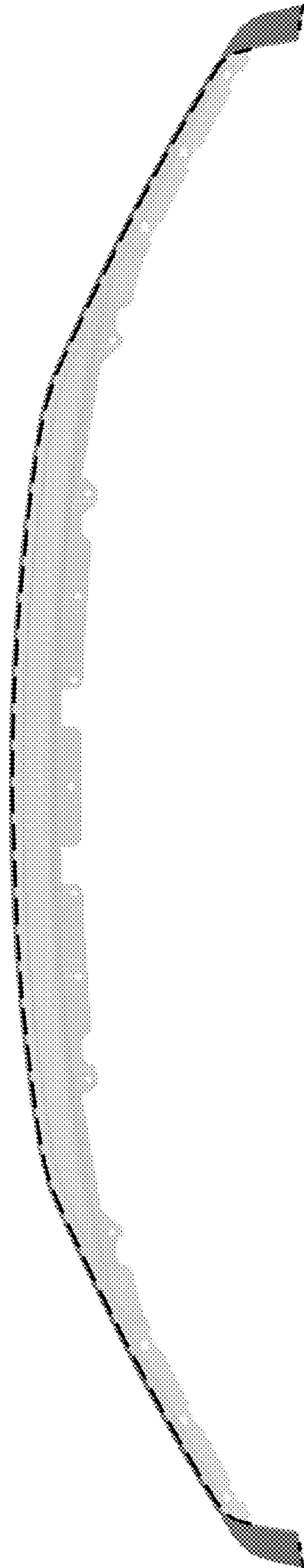


Fig.4

Fig. 5






Fig. 6

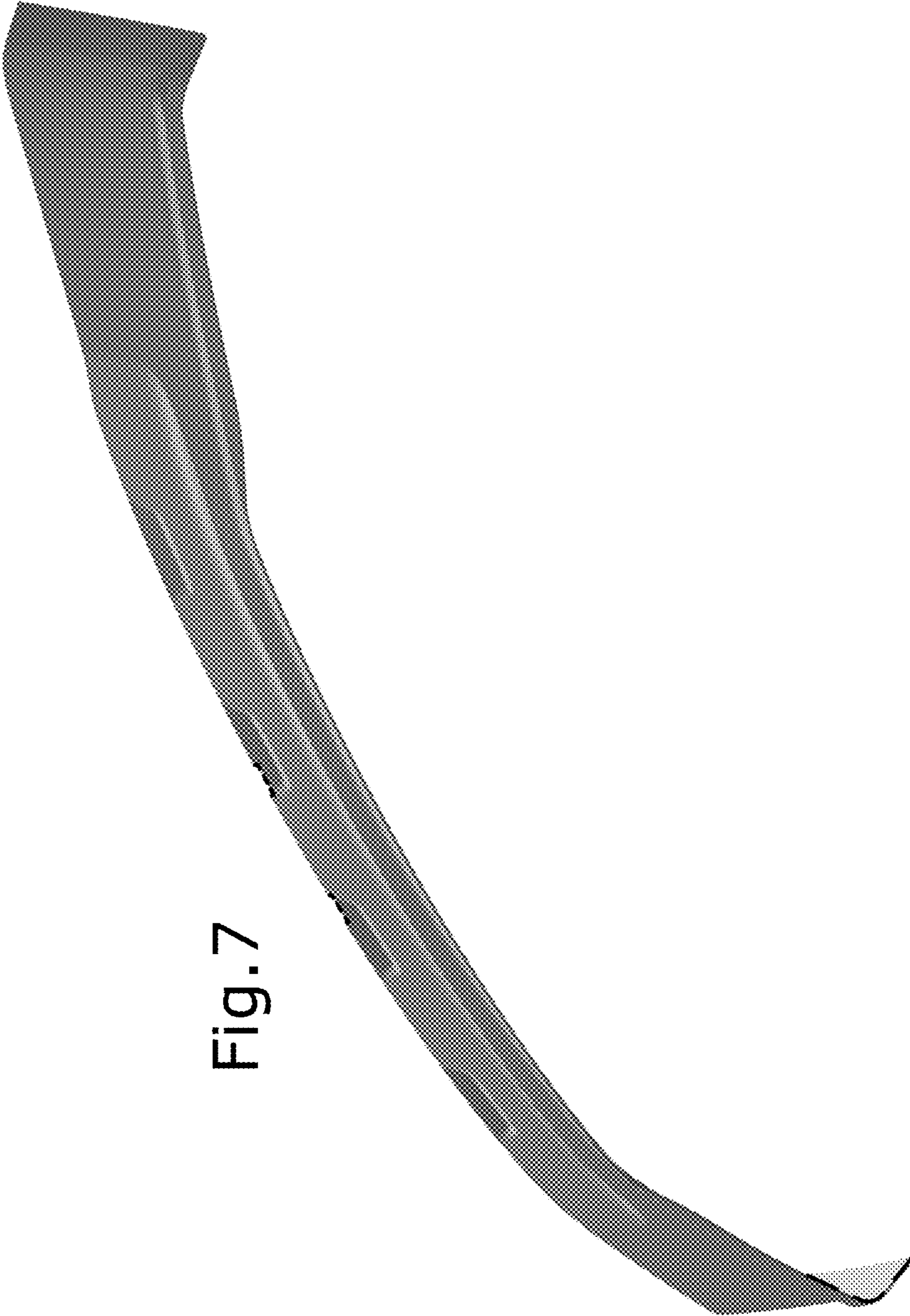


Fig. 7